

TECHNICAL MANUAL

UNIT MAINTENANCE REPAIR PARTS  
AND SPECIAL TOOLS LISTS

FOR

**TOPOGRAPHIC SUPPORT SYSTEM  
PRESS SECTION PRINTING PRESS  
MODEL SOR  
NSN 3610-01-214-1245**

Approved for public release. Distribution is unlimited.

---

HEADQUARTERS, DEPARTMENT OF THE ARMY  
**5 AUGUST 1988**



**CHANGE**

**NO. 1**

HEADQUARTERS  
DEPARTMENT OF THE ARMY  
WASHINGTON, D.C., 12 AUGUST 1992

Unit Maintenance. Repair Parts  
and Special Tools Lists

**TOPOGRAPHIC SUPPORT SYSTEM  
PRESS SECTION PRINTING PRESS  
MODEL SOR  
NSN 3610-214-1245**

Approved for public release; distribution is unlimited

TM 5-3610-286-20P, 5 August 1988, is changed as follows:

1. Remove and insert pages as indicated below. New or changed text material is indicated by a vertical bar in the margin. An illustration change is indicated by a miniature pointing hand.

Remove pages

7-1 and fig 8  
108-1 and 108-2  
I-1 through I-4  
I-7 and I-8  
I-19 through I-22  
I-45 through I-48  
I-87 and I-88

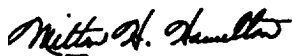
Insert pages

7-1 and fig 8  
108-1 and 108-2  
I-1 through I-4  
I-7 and I-8  
I-19 through I-22  
I-45 through I-48  
I-87 and I-88

2. Retain this sheet in front of manual for reference purposes.

**By order of the secretary of the Army:**

Official:



MILTON H. HAMILTON  
Administrative Assistant to the  
Secretary of the Army  
02225

GORDON R. SULLIVAN  
General, United States Army  
Chief of Staff

**DISTRIBUTION:**

To be distributed in accordance with DA Form 12-25-E, block 2373,  
Unit Maintenance requirements for TM 5-3610-286-20P.



**UNIT MAINTENANCE REPAIR PARTS  
AND SPECIAL TOOLS LIST  
FOR**

**TOPOGRAPHIC SUPPORT SYSTEM PRESS SECTION  
PRINTING PRESS MODEL SOR  
(NSN 3610-01-214-1246)**

Current as of 31 July 1988

**REPORTING ERRORS AND RECOMMENDING IMPROVEMENTS**

You can help improve this manual. If you find any mistakes or if you know of a way to improve the procedures, please let us know. Mail your letter, DA Form 2028 (Recommended Changes to Publications and Blank Forms), or DA Form 2028-2 located in the back of this manual direct to: Commander, U.S. Army Troop Support Command, ATTN: AMSTR-MCTS, 4300 Goodfellow Blvd., St. Louis, MO 63120-1798. A reply will be furnished directly to you.

Approved for public release. Distribution is unlimited.

TABLE OF CONTENTS

		Page	Illus/ Figure
Section I.	INTRODUCTION .....	1	
Section II.	REPAIR PARTS LIST .....	1-1	
Group 01	Solution Container Group		
	Tube Assembly, Dampening Water.....	1-1	1
	Container Assembly, Dampening Water .....	2-1	2
	Shelf Assembly, Dampening Water Container.. .....	3-1	3
Group 02	Main Guard Group		
	Guard Assembly, Ink Fountain.. .....	4-1	4
	Safety Limit Switch, Ink Fountain Guard.. .....	5-1	5
	Belt Guard.. .....	6-1	6
	O/S Upper Guard and Accessories .....	7-1	7
	O/S Lower Guard and Accessories.. .....	8-1	8
Group 03	Inking Group		
	Manual Inking Roller.....	9-1	9
	Limit Switch, Form Rollers .....	10-1	10
	Fountain Assembly, Ink.. .....	11-1	11
	Roller Assembly, Ink Fountain.. .....	12-1	12
	Rail Assembly, Roller Guide.. .....	13-1	13
	Oscillator Lever Assembly.. .....	14-1	14
	Swiveling Lever Assemblies		
	Swiveling Lever Assemblies 299 and 309.....	15-1	15
	Swiveling Lever Assemblies 300 and 310.....	16-1	16
	Journal Box Housing Assemblies		
	Journal Box Housing Assembly 303.....	17-1	17
	Journal Box Housing Assembly 304.....	18-1	18

TABLE OF CONTENTS (cont)

	Page	Illus/ Figure
Group 03		
Driving Mechanism		
Drive Mechanism, Ductor Roller	19-1	19
Drive Mechanism, Inking Unit..	20-1	20
Drive Mechanism, Inking Rollers..	21-1	21
Vibrator Roller Bearing Assembly	22-1	22
Form Roller Adjusters and Feeler Rods		
Form Roller Adjusters and Feeler Rods Delivery End..	23-1	23
Form Roller Adjusters and Feeler Rods Feeder End..	24-1	24
Ductor Roller Swing Mechanism	25-1	25
Upper Oscillator Roller and Bearing Assembly..	26-1	26
Distributor Roller Latch Assembly..	27-1	27
Group 04		
Dampening Group		
Vibrator Roller and Bearing Assemblies		
D/S Vibrator Roller and Bearing Assembly	28-1	28
O/S Vibrator Roller and Bearing Assembly..	29-1	29
Engaging Lever Assembly	30-1	30
Dampening Fountain Assembly	31-1	31
Dampening Oscillator Bearing Assembly	32-1	32
Disengaging Shaft Assembly	33-1	33
Swivel Lever Assemblies		
Lower Swivel Lever Assembly O/S..	34-1	34
Upper Swivel Lever Assembly O/S	35-1	35
Lower Swivel Lever Assembly D/S	36-1	36
Upper Swivel Lever Assembly D/S	37-1	37
Bearing Bolt Assembly	38-1	38
Disengaging Assembly	39-1	39
Group 05		
Plate Cylinder Group		
Swing Gears	40-1	40
Plate Cylinder	41-1	41
Cover Plate Assembly	42-1	42
Plate Clamp	43-1	43
Register Scope	44-1	44
Group 06		
Register Group		
Suction Valve Housing Assembly and Motor..	45-1	45
Pull Side Lay Assembly	46-1	46
Pull Rail Assembly		
Pull Rail Assembly O/S..	47-1	47
Pull Rail Assembly D/S..	48-1	48
Shaft Assembly	49-1	49
Front Lay Assembly..	50-1	50
Group 07		
Delivery Group		
Dust Catcher Assembly	51-1	51
Delivery Light Assembly	52-1	52
Sheet Stop Assembly	53-1	53
Blower Tube Assembly	54-1	54
Gripper System Assembly..	55-1	55
Suction Slow Down Assembly..	56-1	56
Suction Drum Motor	57-1	57
Suction Drum Limit Switch..	58-1	58

TABLE OF CONTENTS (cont)

		Page	Illus/ Figure
Group 07	Chain Sprocket Assembly..	59-1	59
	Cam Lever Assembly..	60-1	60
	Trip Block Assembly..	61-1	61
	Pile Lift Motor	62-1	62
Group 08	Ranger Drum Group		
	Cylinder Safety Guard..	63-1	63
	Cam Shaft Assembly..	64-1	64
	Ranger Drum Shaft Assembly		
	Gripper Bar Assembly	65-1	65
	Sheet Guide Segment..	66-1	66
	Ranger Drum Drive Gears..	67-1	67
	Electra-Magnetic Switch	68-1	68
Group 09	Impression Cylinder Group		
	Impression Cylinder Control Mechanisms		
	Operating Rod Assembly..	69-1	69
	Control Shaft Assembly..	70-1	70
	Swing Lever Assembly..	71-1	71
	Print On Control	72-1	72
	Impression Cylinder Assembly	73-1	73
Group 10	Engaging Lever Latch..	74-1	74
	Blanket Cylinder Group		
	Spindle and Bearing Bolt Assembly		
	O/S Spindle and Bearing	75-1	75
	D/S Spindle and Bearing..	76-1	76
	Deflector Assembly	77-1	77
	Safety Limit Switch..	78-1	78
	Cover Plate Assembly..	79-1	79
Group 11	Main Lubrication System		
	Gear Box Assembly..	80-1	80
	Lubrication Distribution System		
	Main Lubrication Distributor O/S	81-1	81
	Lubrication Distributor O/S	82-1	82
	Register Lubrication Distributor..	83-1	83
	D/S Lubrication Distributor, Upper..	84-1	84
	D/S Lubrication Distributors, Lower	85-1	85
Lubrication Distributor, Feeder..	86-1	86	
Group 12	Main Motor and Drive Assembly		
	Main Motor	87-1	87
	Main Drive Gear	88-1	88
	V-Belt	89-1	89
Group 13	Transfer Drum		
	Transfer Drum Assembly..	90-1	90
Group 14	Feeder Group		
	Sheet Smoother and Accessories	91-1	91
	Static Bar Assembly	92-1	92
	Universal Joint Shaft	93-1	93

TABLE OF CONTENTS (cont)

		Page	Illus/ Figure
Group 14	Suction Head Assembly		
	Lifting Sucker Assembly	94-1	94
	Forwarding Sucker and Bracket O/S..	95-1	95
	Forwarding Sucker and Bracket D/S	96-1	96
	Sheet Forwarding Assembly	97-1	97
	Double Sheet Detector	98-1	98
	Magnetic Clutch Assembly	99-1	99
	Pile Lift Motor Control Switches	100-1	100
	Pile Lift Motors		
	Main Pile Lift Motor	101-1	101
	Auxiliary Pile Lift Motor	102-1	102
Group 15	Compressor Group		
	Compressor	103-1	103
Group 16	Electrical Group		
	Main Control Box	104-1	104
	Electronic Control Box	105-1	105
	Auxiliary Control Boxes	106-1	106
Group 17	Control Register System		
	Control Register	107-1	107
Section III	SPECIAL TOOLS		
Group 18	Special Tools	108-1	108
Section IV	CROSS-REFERENCE INDEXES		
	National Stock Number Index	I-1	
	Part Number Index	I-5	
		I-47	



SECTION I. INTRODUCTION

**1. SCOPE.** This RPSTL lists and authorizes spares and repair parts; special tools; special test, measurement, and diagnostic equipment (TMDE); and other special support equipment required for performance of unit maintenance of the Printing Press Model SOR. It authorizes the requisitioning, issue, and disposition of spares, repair parts and special tools as indicated by the source, maintenance and recoverability (SMR) codes.

**2. GENERAL.** In addition to this section, Introduction, this Repair Parts and Special Tools List is divided into the following sections:

**a. Section II. Repair Parts List.** A list of spares and repair parts authorized by this RPSTL for use in the performance of maintenance. The list also includes parts which must be removed for replacement of the authorized parts. Parts lists are composed of functional groups in ascending alphanumeric sequence, with the parts in each group listed in ascending figure and item number sequence. Bulk materials are listed in item name sequence. Repair parts kits are listed separately in their own functional group within Section II. Repair parts for repairable special tools are also listed in this section. Items listed are shown on the associated illustration (s) /figure(s).

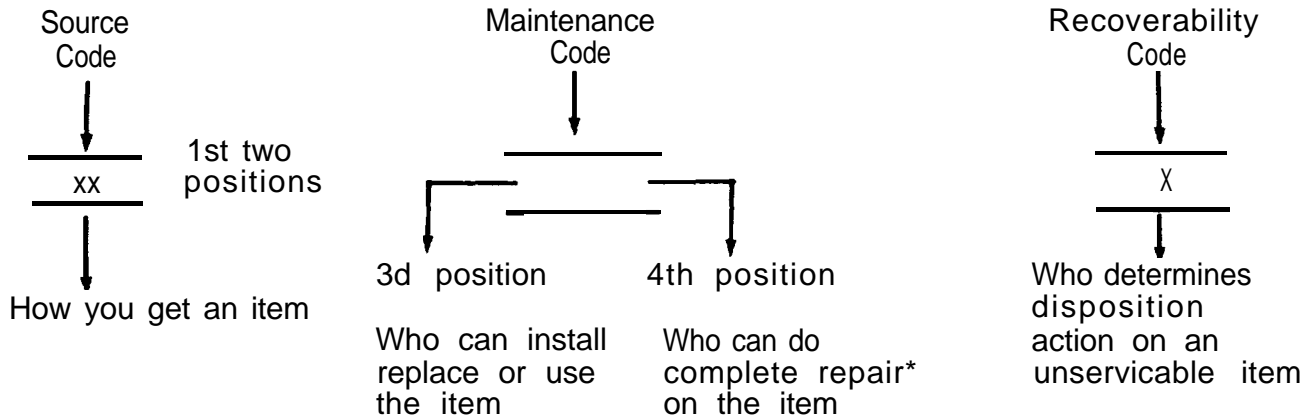
**b. Section III. Special Tools List.** A list of special tools, special TMDE, and other special support equipment authorized by this RPSTL (as indicated by Basis of Issue (BOI) information in DESCRIPTION AND USABLE ON CODE column) for the performance of maintenance.

**c. Section IV. Cross-references Indexes.** A list, in National Item Identification Number (NI IN) sequence, of all National stock numbered items appearing in the listing, followed by a list in alphanumeric sequence of all part numbers appearing in the listings. National stock numbers and part numbers are cross-referenced to each illustration figure and item number appearance. The figure and item number index lists figure and item number in alphanumeric sequence and cross-references NSN, FSCM and part number.

**3. EXPLANATION OF COLUMNS (SECTIONS II AND III).**

**a. ITEM NO. (Column (1)).** Indicates the number used to identify items called out in the illustration.

**b. SMR Code (Column (2)).** The Source, Maintenance, and Recoverability (SMR) code is a 5-position code containing supply/requisitioning information, maintenance category authorization criteria, and disposition instruction, as shown in the following breakout:



\*Complete Repair: Maintenance capacity, capability, and authority to perform all corrective maintenance tasks of the "Repair" function in a use/user environment in order to restore serviceability to a failed item.

**(1) Source Code.** The source code tells you how to get an item needed for maintenance, repair, or overhaul of an end item/equipment. Explanations of source codes follows:

Code	Explanation
PA PB PC** PD PE PF PG	Stocked items; use the applicable NSN to request/requisition items with these source codes. They are authorized to the category indicated by the code entered in the 3d position of the SMR code.  **NOTE: Items coded PC are subject to deterioration.
KD KF KB	Items with these codes are not to be requested/requisitioned individually. They are part of a kit which is authorized to the maintenance category indicated in the 3d position of the SMR code. The complete kit must be requisitioned and applied.

Code	Explanation
MO--(Made at org. AVUM Level) MF--(Made at DS/ AVUM Level) MH--(Made at GS Level) ML--Made at Specialized Repair Activity (SRA) MD--(Made at Depot)	Items with these codes are not to be requested/requisitioned individually. They must be made from bulk material which is identified by the part number in the DESCRIPTION and USABLE ON CODE (UOC) column and listed in the Bulk Material group of the repair parts list in this RPSTL. If the item is authorized to you by the 3d position code of the SMR code, but the source code indicates it is made at a higher level, order the item from the higher level of maintenance.

**TM 5-3610-286-20P**

Code	Explanation
AO--(Assembled by org/AVUM Level)	Items with these codes are not to be requested/requisitioned individually. The parts that make up the assembled item must be requisitioned or fabricated and assembled at the level of maintenance indicated by the source code. If the 3d position code of the SMR code authorizes you to replace the item, but the source code indicates the items are assembled at a higher level, order the item from the higher level of maintenance.
AF--(Assembled by DS/AVIM Level)	
AH--(Assembled by GS Category)	
AL--(Assembled by SRA)	
AD--(Assembled by Depot)	

Code	Explanation
XA--	Do not requisition an "XA"-coded item. Order its next higher assembly. (Also, refer to the NOTE below.)
XB--	If an "XB" item is not available from salvage, order it using the FSCM and part number given.
XC--	Installation drawing, diagram, instruction sheet, field service drawing, that is identified by manufacturer's part number.
XD--	Item is not stocked. Order an "XD"-coded item through normal supply channels using the FSCM and part number given, if no NSN is available.

NOTE

Cannibalization or controlled exchange, when authorized, may be used as a source of supply for items with the above source codes, except for those source coded "XA" or those aircraft support items restricted by requirements of AR 750-1.

**(2) Maintenance Code.** Maintenance codes tells you the level(s) of maintenance authorized to USE and REPAIR support items. The maintenance codes are entered in the third and fourth positions of the SMR code as follows:

- (a) The maintenance code entered in the third position tells you the lowest maintenance level authorized to remove, replace, and use an item. The maintenance code entered in the third position will indicate authorization to one of the following levels of maintenance.

Code	Application/Explanation
C	--Crew or operator maintenance done within organizational or aviation unit maintenance.
0	--Organizational or aviation unit category can remove, replace, and use the item.
F	--Direct support or aviation intermediate level can remove, replace, and use the item.

**TM 5-3610-286-20P**

- H --General support level can remove, replace, and use the item.
- L --Specialized repair activity can remove, replace, and use the item.
- D --Depot level can remove, replace, and use the item.

(b) The maintenance code entered in the fourth position tells whether or not the item is to be repaired and identifies the lowest maintenance level with the capability to do complete repair (i.e., perform all authorized repair functions.) NOTE: Some limited repair may be done on the item at a lower level of maintenance, if authorized by the Maintenance Allocation Chart (MAC) and SMR codes. This position will contain one of the following maintenance codes.

Code	Application/Explanation
0	--Organizational or (aviation unit) is the lowest level that can do complete repair of the item.
F	--Direct support or aviation intermediate is the lowest level that can do complete repair of the item.
H	--General Support is the lowest level that can do complete repair of the item.
L	--Specialized repair activity is the lowest level that can do complete repair of the item.
D	--Depot is the lowest level that can do complete repair of the item.
Z	--Nonreparable. No repair is authorized.
B	--No repair is authorized. (No parts or special tools are authorized for the maintenance of a "B" coded item). However, the item may be reconditioned by adjusting, lubricating, etc., at the user level.

**(3) Recoverability Code.** Recoverability codes are assigned to items to indicate the disposition action on unserviceable items. The recoverability code is entered in the fifth position of the SMR Code as follows:

Recoverability Codes	Application/Explanation
Z	--Nonreparable item. When unserviceable, condemn and dispose of the item at the level of maintenance shown in 3d position of SMR Code.

Recoverability Codes	Application/Explanation
0	--Reparable item. When uneconomically reparable, condemn and dispose of the item at organizational or aviation unit level.
F	--Reparable item. When uneconomically reparable, condemn and dispose of the item at the direct support or aviation intermediate level.
H	--Reparable item. When uneconomically reparable, condemn and dispose of the item at the general support level.
D	--Reparable item. When beyond lower level repair capability, return to depot. Condemnation and disposal of item not authorized below depot level.
L	--Reparable item. Condemnation and disposal not authorized below specialized repair activity (SRA).
A	--Item requires special handling or condemnation procedures because of specific reasons (e.g., precious metal content, high dollar value, critical material, or hazardous material). Refer to appropriate manual/directives for specific instructions.

**C. FSCM (Column (3)).** The Federal Supply Code for Manufacturer (FSCM) is a 5-digit numeric code which is used to identify the manufacturer, distributor, or Government agency, etc., that supplies the item.

**d. PART NUMBER (Column (4)).** Indicates the primary number used by the manufacturer, (individual, company, firm, corporation, or Government activity), which controls the design and characteristics of the item by means of its engineering drawings, specifications standards, and inspection requirements to identify an item or range of items.

NOTE

When you use an NSN to requisition an item, the item you receive may have a different part number from the part ordered.

**e. DESCRIPTION AND USABLE ON CODE (UOC) (Column (5)).** This column includes the following information:

- (1) The Federal item name and, when required, a minimum description to identify the item.
- (2) The physical security classification of the item is indicated by the parenthetical entry, e.g., Phy Sec C1 - Confidential, Phy Sec C1 (S) - Secret, Phy Sec C1 (T) - Top Secret.

## TM 5-3610-286-20P

- (3) Items that are included in kits and sets are listed below the name of the kit or set.
- (4) Spare/repair parts that make up an assembled item are listed immediately following the assembled item line entry.
- (5) Part numbers for bulk materials are referenced in this column in the line item entry for the item to be manufactured/fabricated.
- (6) When the item is not used with all serial numbers of the same model, the effective serial numbers are shown on the last line(s) of the description (before UOC).
- (7) The usable on code, when applicable (see paragraph 5, Special Information).
- (8) In the Special Tools List section, the basis of issue (BOI) appears as the last line(s) in the entry for each special tool, special TMDE, and other special support equipment. When density of equipments supported exceeds density spread indicated in the basis of issue, the total authorization is increased proportionately.
- (9) The statement "END OF FIGURE" appears just below the last item description in Column 5 for a given figure in both Section II and Section III.
- (10) The indenture, shown as dots appearing before the repair part, indicates that the item is a repair part of the next higher assembly.

**f. QTY (Column (6)).** The QTY (quantity per figure column) indicates the quantity of the item used in the breakout shown on the illustration figure, which is prepared for a functional group, subfunctional group, or an assembly. A "V" appearing in this column in lieu of a quantity indicates that the quantity is variable and may vary from application to application.

### 4. EXPLANATION OF COLUMNS (SECTION IV).

#### a. NATIONAL STOCK NUMBER (NSN) INDEX.

- (1) **STOCK NUMBER column.** This column lists the NSN by National item identification number

(NI IN) sequence. The NI IN consists of the last nine digits of the NSN, i.e.  $\frac{5305-01-574-1467}{\text{NIIN}}$ .

When using this column to locate an item, ignore the first 4 digits of the NSN. However, the complete NSN should be used when ordering items by stock number.

- (2) **FIG. column.** This column lists the number of the figure where the item is identified/located. The figures are in numerical order in Section II and Section III.

- (3) **ITEM column.** The item number identifies the item associated with the figure listed in the adjacent FIG. column. This item is also identified by the NSN listed on the same line.

**b. PART NUMBER INDEX.** Part numbers in this index are listed by part number in ascending alphanumeric sequence (i.e., vertical arrangement of letter and number combination which places the first letter or digit of each group in order A through Z, followed by the numbers 0 through 9 and each following letter or digit in like order).

- (1) **FSCM column.** The Federal Supply Code for Manufacturer (FSCM) is a 5-digit numeric code used to identify the manufacturer, distributor, or Government agency, etc., that supplies the item.
- (2) **PART NUMBER column.** Indicates the primary number used by the manufacturer (individual, firm, corporation, or Government activity), which controls the design and characteristics of the item by means of its engineering drawings, specifications standards, and inspection requirements to identify an item or range of items.
- (3) **STOCK NUMBER column.** This column lists the NSN for the associated part number and manufacturer identified in the PART NUMBER and FSCM columns to the left.
- (4) **FIG. column.** This column lists the number of the figure where the item is identified/located in Sections II and III.
- (5) **ITEM column.** The item number is that number assigned to the item as it appears in the figure referenced in adjacent figure number column.

**C. FIGURE AND ITEM NUMBER INDEX.**

- (1) **FIG. column.** This column lists the number of the figure where the item is identified/located in Section II and III.
- (2) **ITEM column.** The item number is that number assigned to the item as it appears in the figure referenced in the adjacent figure number column.
- (3) **STOCK NUMBER column.** This column lists the NSN for the item.
- (4) **FSCM column.** The Federal Supply Code for Manufacturer (FSCM) is a 5-digit numeric code used to identify the manufacturer, distributor or Government agency, etc., that supplies the item.
- (5) **PART NUMBER column.** Indicates the primary number used by the manufacturer (individual, firm, corporation, or Government activity), which controls the design and characteristics of the item by means of its engineering drawings, specifications standards, and inspection requirements to identify an item or range of items.

**5. SPECIAL INFORMATION.**

**a. USABLE ON CODE.** The usable on code appears in the lower left corner of the Description column heading. Usable on codes are shown as "UOC:....." in the Description Column (justified left) on the last line applicable item description/nomenclature. Uncoded items are applicable to all models.

**b. ASSOCIATED PUBLICATIONS.** The publications listed below pertain to the Printing Press Model SOR and its components.

PUBLICATION	SHORT TITLE
TM 5-3610-286-10	Press, Printing, Model SOR
TM 5-3610-286-20	Press, Printing, Model SOR

**6. HOW TO LOCATE REPAIR PARTS.**

**a. When National Stock Number or Part Number is NOT Known.**


- (1) **First.** Using the table of contents, determine the assembly group or subassembly group to which the item belongs. This is necessary since figures are prepared for assembly groups and subassembly groups, and listings are divided into the same groups.
- (2) **Second.** Find the figure covering the assembly group or subassembly group to which the item belongs.
- (3) **Third.** Identify the item on the figure and note the item number.
- (4) **Fourth.** Refer to the Repair Parts List for the figure to find the part number for the item number noted on the figure.
- (5) **Fifth.** Refer to the Part Number Index to find the NSN, if assigned.

**b. When National Stock Number or Part Number is Known:**

- (1) **First.** Using the Index of National Stock Numbers and Part Numbers, find the pertinent National Stock Number or Part Number. The NSN index is in National Item Identification Number (NI IN) sequence (see 4a(1)). The part numbers in the Part Number index are listed in ascending alphanumeric sequence (see paragraph 4b). Both indexes cross-reference you to the illustration figure and item number of the item you are looking for.
- (2) **Second.** After finding the figure and item number, verify that the item is the one you are looking for, then locate the item number in the repair parts list for the figure.

**7. ABBREVIATIONS.** Abbreviations used in this manual are listed in MIL-STD-12.





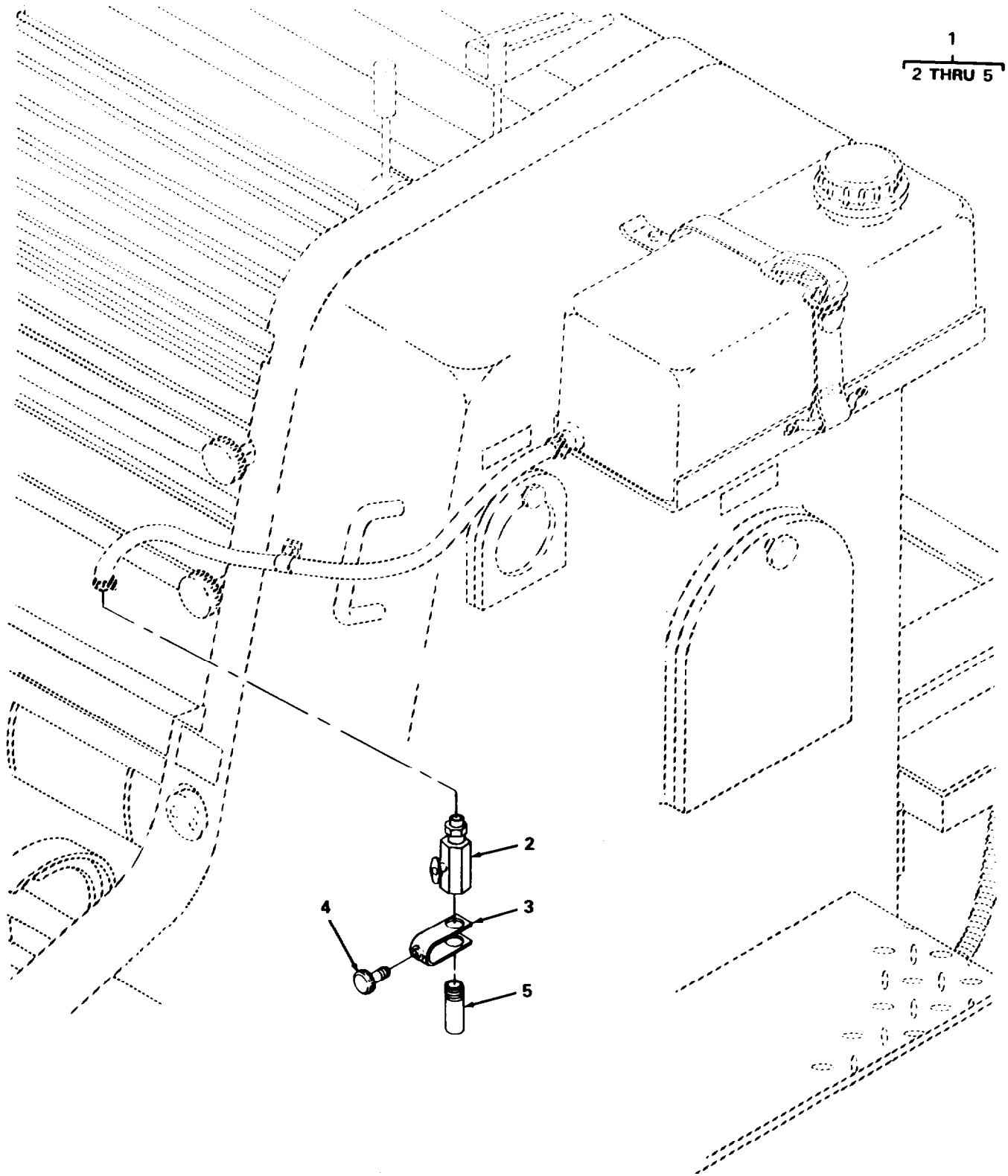


Figure 1. Tube Assembly, Dampening Water.

**SECTION II**

**TM5-3610-286-20P-1**

(1) ITEM NO	(2) SMR CODE	(3) FSCM	(4) PART NUMBER	(5) DESCRIPTION AND USABLE ON CODES (UOC)	(6) QTY
				GROUP 01 SOLUTION CONTAINER GROUP	
				FIG. 1 TUBE ASSEMBLY, DAMPENING WATER	
1	XDOOO	65713	66.030.0941K01	TUBE ASSY	1
2	XDOZZ	65713	08.230.010	. VALVE HOUSING	1
3	XDOZZ	65713	66.030.091	. HOLDER	1
4	XDOZZ	65713	00.580.0696	. SCREW, KNURLED HEAD	1
5	XDOZZ	65713	66.030.094	. EXTENSION	1

END OF FIGURE

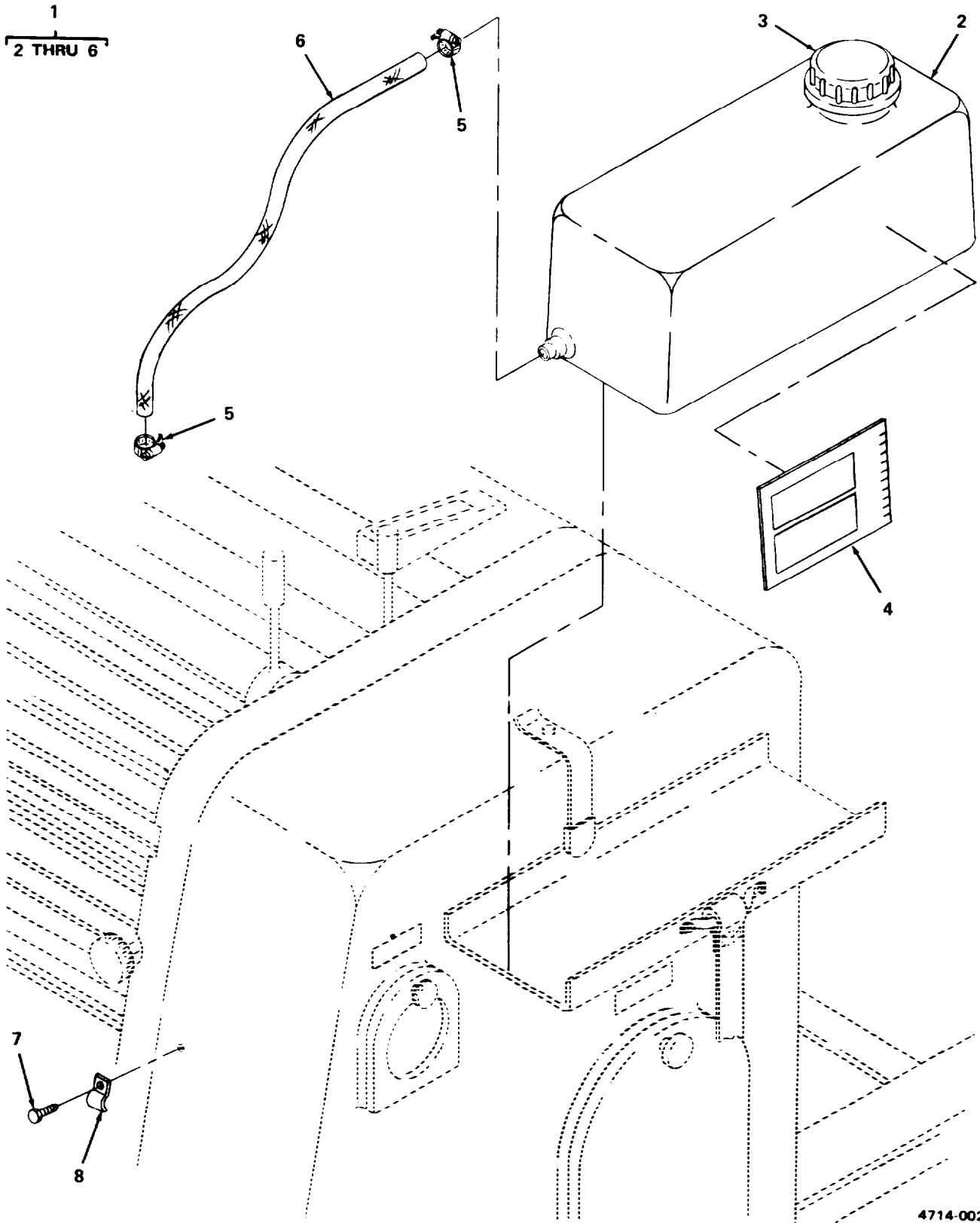
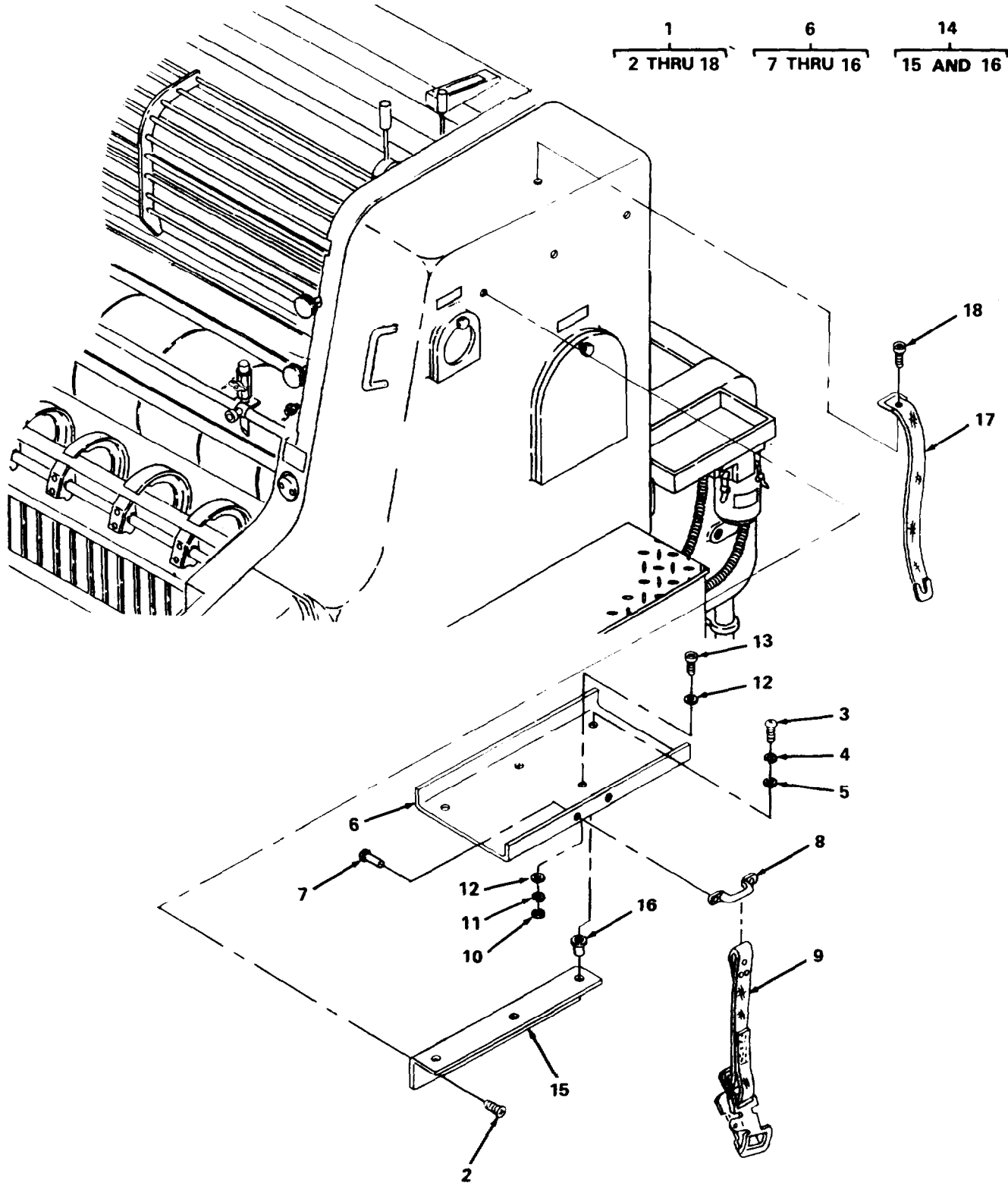


Figure 2. Container Assembly, Dampening Water.

SECTION II			TM5-3610-286-20P-1			
(1)	(2)	(3)	(4)	(5)	(6)	
ITEM NO	SMR CODE	FSCM	PART NUMBER	DESCRIPTION AND USABLE ON CODES (UOC)	QTY	
GROUP 01 SOLUTION CONTAINER GROUP						
FIG. 2 CONTAINER ASSEMBLY, DAMPENING WATER						
1	XD000	65713	66.030.092/K01	CONTAINER ASSY, DAMPENING WATER	1	
2	XDOZZ	65713	66.030.092	. CONTAINER, DAMPENING WATER	1	
3	XDOZZ	65713	66.030.093F	.. COVER	1	
4	XDOZZ	65713	10.466.7299	.. PLATE . INDICATOR	1	
5	XDOZZ	65713	00.580.0516	. CLAMP, HOSE	2	
6	XDOZZ	65713	66.030.095	. HOSE	1	
7	XDOZZ	15526	933SX-8X12	SCREW, HEX HD	1	
8	XDOZZ	96906	MS35140-6	STRAP, RETAINING	1	

END OF FIGURE



4714-003

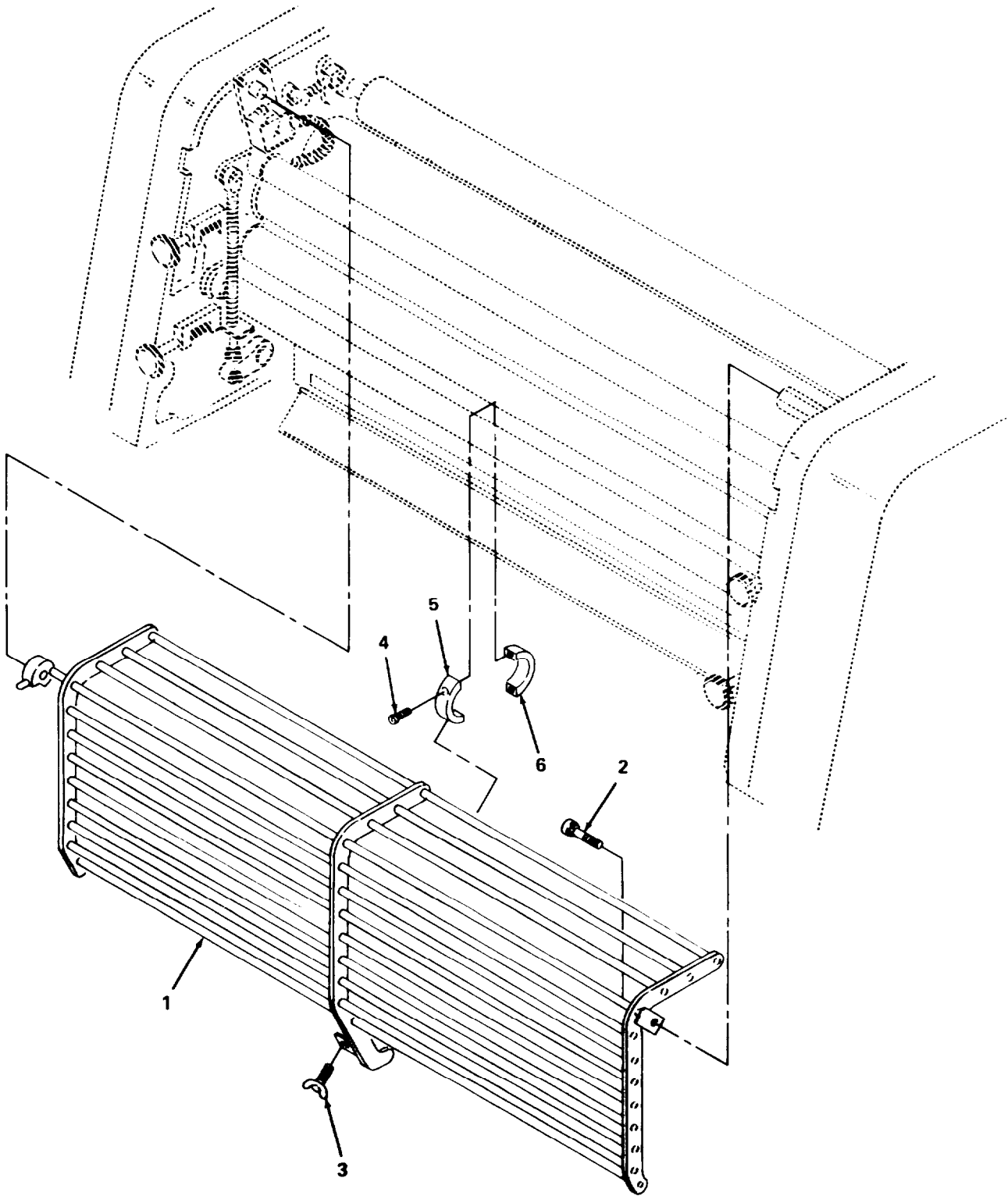
Figure 3. Shelf Assembly, Dampening Water Container.

## SECTION II

TM5-3610-286-20P-1

(1) ITEM NO	(2) SMR CODE	(3) FSCM	(4) PART NUMBER	(5) DESCRIPTION AND USABLE ON CODES (UOC)	(6) QTY
GROUP 01 SOLUTION CONTAINER GROUP					
FIG. 3 SHELF ASSEMBLY, DAMPENING WATER CONTAINER					
1	XD000	97403	13226E7915	SHELF ASSEMBLY, WATER CONTAINER	1
2	XDOZZ	96906	MS24693-96	. SCREW, MACHINE	3
3	XDOZZ	96906	HS90725-8	. SCREW, HEX HEAD	3
4	XDOZZ	96906	HS35338-44	. WASHER, LOCK	3
5	XDOZZ	96906	MS27183-9	. WASHER, FLAT	3
6	XD000	97403	13226E7918	. SHELF, WATER CNTNR	1
7	XDOZZ	96906	MS20600-AD6W6	.. RIVET, BLIND	2
8	XDOZZ	96906	MS51939-1	.. LOOP, STRAP FASTENER	1
9	XDOZZ	97403	13226E7833-1	.. BUCKLE ASSY	1
10	XDOZZ	96906	HS35649-2312	.. NUT, PLAIN, HEXAGON	1
11	XDOZZ	96906	MS35338-45	.. WASHER, LOCK	1
12	XDOZZ	96906	HS15795-688	.. WASHER, FLAT	2
13	XDOZZ	96906	MS16995-66	.. SCREW, CAP, SOCKET HE	1
14	XD000	97403	13226E7917	.. BRACKET, WATER CNTNR	1
15	XDOZZ	97403	13226E7917-1	. .. BRACKET	1
16	XDOZZ	96906	MS27130-32	.. . RIVNUT	3
17	XDOZZ	97403	13226E7975	.. STRAP ASSEMBLY	1
18	XDOZZ	15526	912-8X16	.. SCREW, CAP, SOCKET HD	1

END OF FIGURE



4714-004

Figure 4. Guard Assembly, Ink Fountain.



SECTION II			TM5-3610-286-20P-1		
(1)	(2)	(3)	(4)	(5)	(6)
ITEM	SMR	FSCM	PART	DESCRIPTION AND USABLE ON CODES (UOC)	QTY
NO	CODE		NUMBER		
				GROUP 02 MAINTENANCE GUARD GROUP	
				FIG. 4 GUARD ASSEMBLY, INK FOUNTAIN	
1	XDOZZ	97403	13227E5716	GUARD, INK FOUNTAIN	1
2	XDOZZ	15526	912-8X10	SCREW, CAP, SOCKET HD	2
3	XDOZZ	97403	13227E5715	THUMBSCREW	1
4	XDOZZ	96906	HS35206-327	SCREW, MACHINE	2
5	XDOZZ	97403	13227E5714	COLLAR, FRONT HALF	1
6	XDOZZ	97403	13227E5713	COLLAR, BACK HALF	1

END OF FIGURE

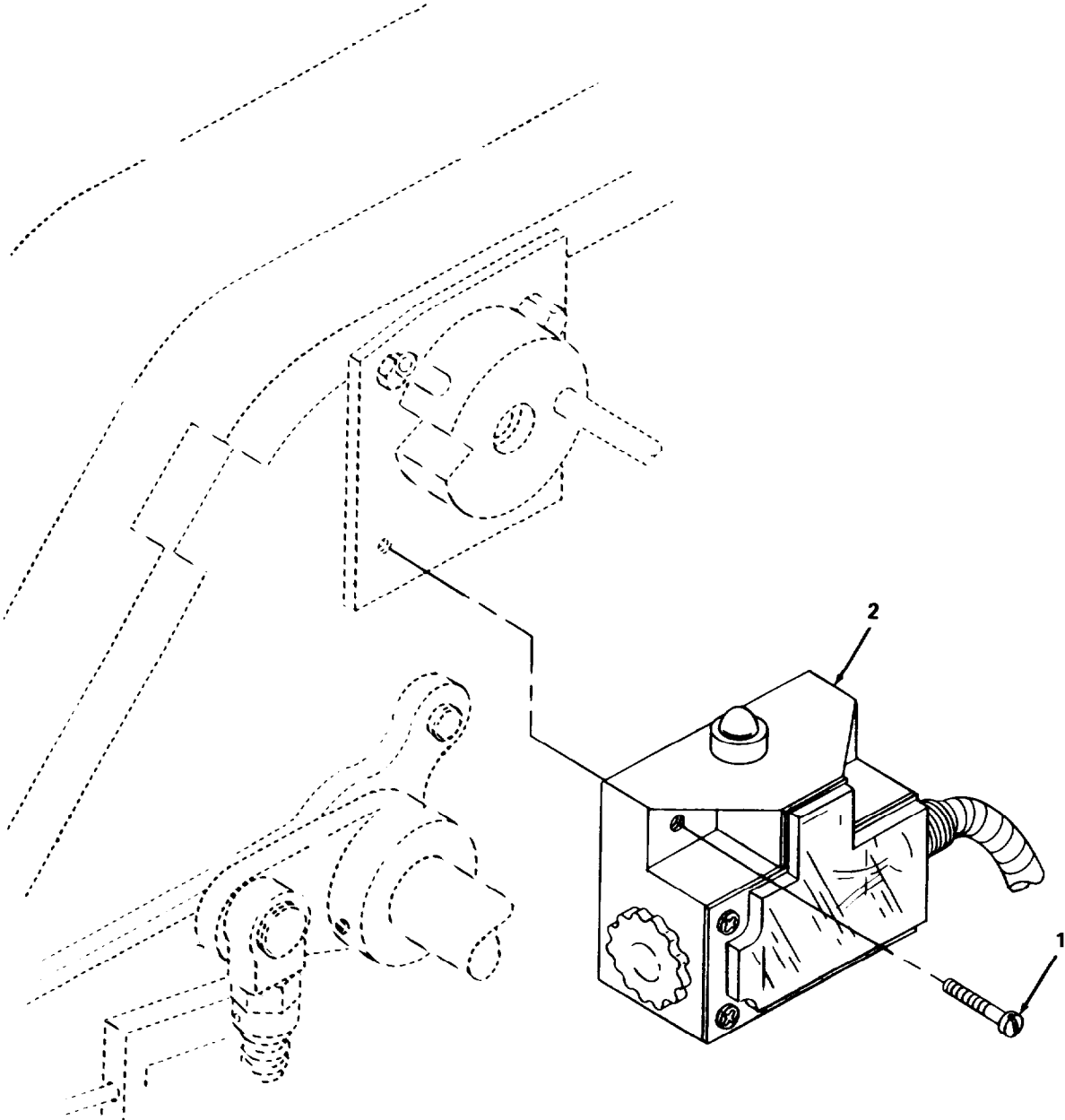


Figure 5. Safety Limit Switch, Ink Fountain Guard.

**SECTION II**

**TM5-3610-286-20P-1**

(1) ITEM NO	(2) SMR CODE	(3) FSCM	(4) PART NUMBER	(5) DESCRIPTION AND USABLE ON CODES (UOC) QTY	(6) QTY
				GROUP 02 MAINTENANCE GUARD GROUP	
				FIG. 5 SAFETY LIMIT SWITCH, INK FOUNTAIN GUARD	
1	XDOZZ	15526	85-3X20	SCREW, PAN HEAD	2
2	PBOZZ	65713	00.780.0185	SWITCH, TOGGLE FOUNTAIN GUARD SAFETY SWITCH; B26	1

END OF FIGURE

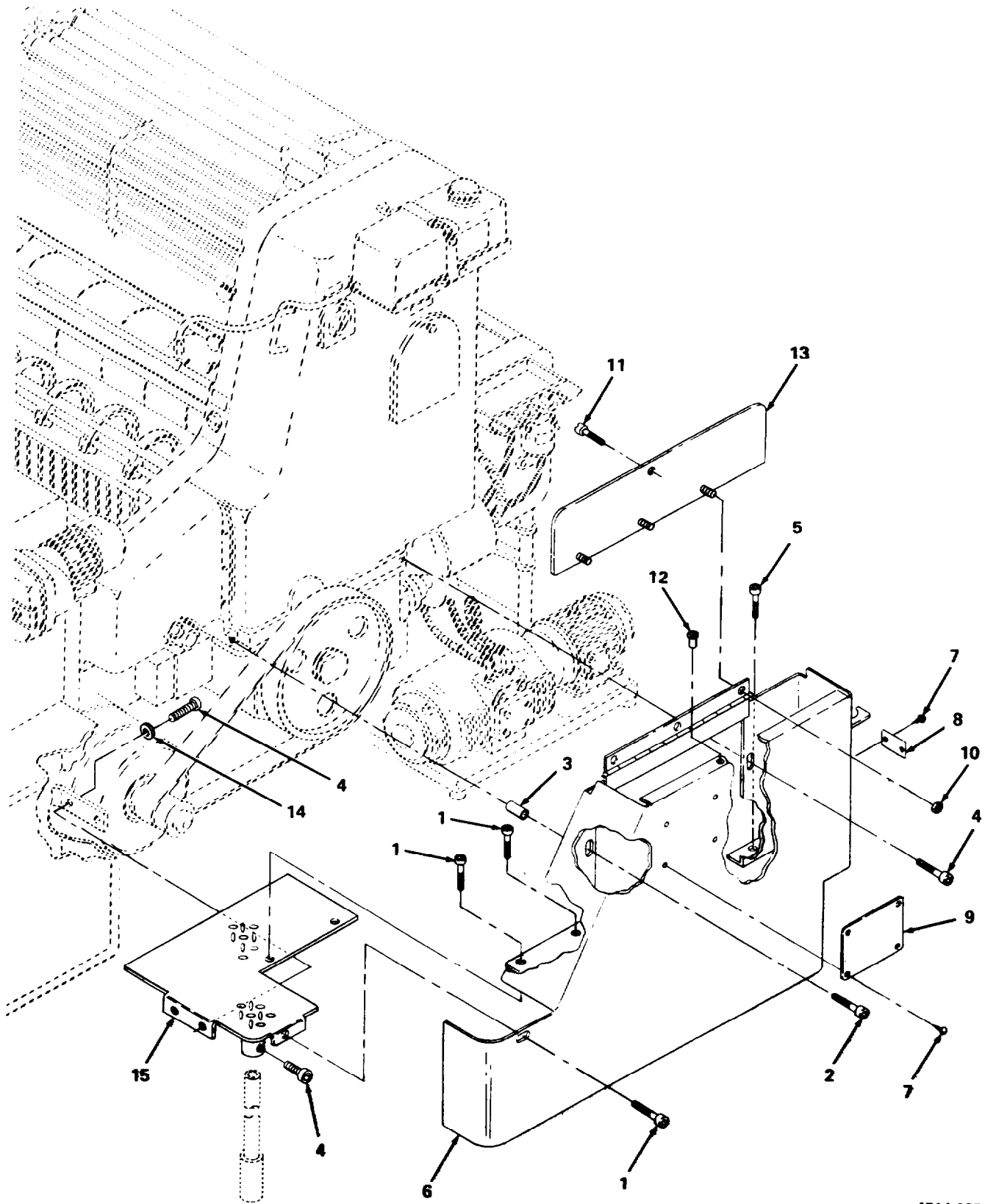


Figure 6. Belt Guard.

SECTION II			TM5-3610-286-20P-1		(5)	(6)
(1) ITEM NO	(2) SMR CODE	(3) FSCM	(4) PART NUMBER	DESCRIPTION AND USABLE ON CODES (UOC)	QTY	
GROUP 02 MAINTENANCE GUARD GROUP						
FIG. 6 BELT GUARD						
1	XDOZZ	15526	933-8X10	SCREW, CAP, HEX HEAD		3
2	XDOZZ	15526	912-10X35	SCREW, CAP, SOCKET HD		1
3	XDOZZ	96906	MS9048-305	SPACER		1
4	XDOZZ	15526	933-6X25	SCREW, CAP, HEX HEAD		4
5	XDOZZ	15526	933-8X20	SCREW, CAP, HEX HD		1
6	XDOZZ	97403	13227E5709	GUARD, BELT		1
7	XDOZZ	15526	1476-3X4	. NAIL, RIBBED		6
8	XDOZZ	65713	4.47.05-2	. PLATE, INDICATOR TURN RED HANDLE SEVERAL TIMES PER DAY		1
9	XDOZZ	65713	53.27-02	. PLATE, INDICATOR ATTENTION CHANGE OIL FOR COMPRESSOR		1
10	XDOZZ	15526	934-6	. NUT, HEX		3
11	XDOZZ	96906	MS51849-95	. SCREW, MACHINE		1
12	XDOZZ	96906	MS27130-431	. NUT, RIVET		1
13	XDOZZ	65713	58.021.052	. FOOTSTEP		1
14	XDOZZ	15526	125-8	WASHER, FLAT		2
15	XDOZZ	65713	58.021.012S	FOOTSTEP		1

END OF FIGURE

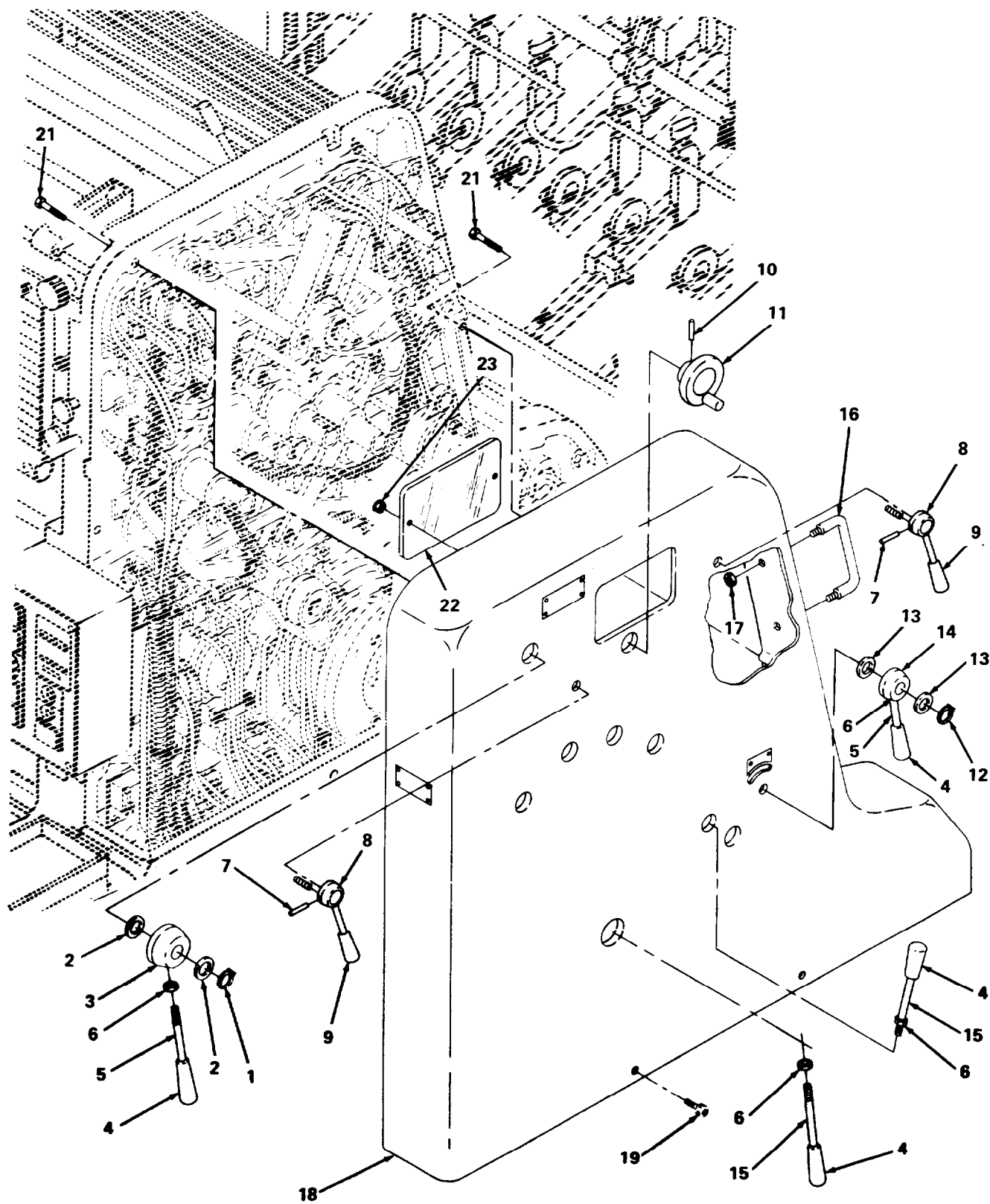


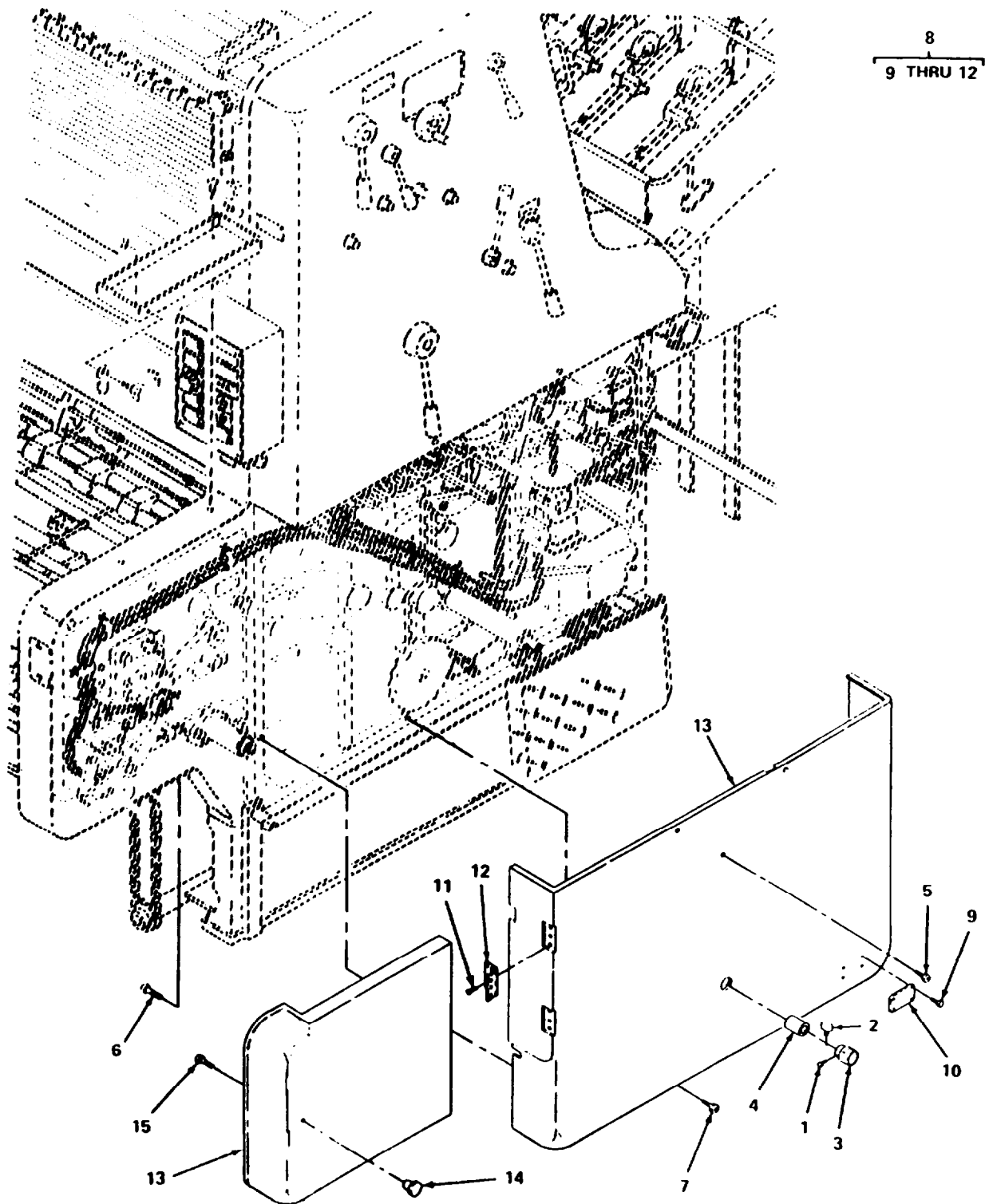
Figure 7. O/S Upper Guard and Accessories.

## SECTION II

## TM 5-3610-286-20-1 CO 1

(1) ITEM NO	(2) SMR CODE	(3) FSCM	(4) PART NUMBER	(5) DESCRIPTION AND USABLE ON CODES (UOC) GROUP 02 MAINTENANCE GUARD GROUP FIG. 7 O/S UPPER GUARD AND ACCESSORIES	(6) QTY
1	PAOZZ	15526	472-23	RING, RETAINING	1
2	XDOZZ	15526	125-24	WASHER, FIAT	2
3	XDOZZ	65713	91.008.025	BOLT, HANDLE ROD	1
4	XDOZZ	65713	00.510.0322	HANDLE, BALL	4
5	XDOZZ	65713	47.017.118	ROD	2
6	XDOZZ	65713	27.002.236	NUT	4
7	PAOZZ	15526	DIN1481-4X45	PIN, SPRING	2
7	PAOZZ	65713	00.530.0297	PIN, SPRING	2
8	XDOZZ	65713	66.008.025	BOLT, HANDLE ROD	2
9	XDOZZ	65713	00.510.0318	HANDLE	2
10	PAOZZ	15526	DIN1481M3X20	PIN, SPRING	1
10	PAOZZ	65713	00.530-0222	PIN, SPRING	1
11	XDOZZ	65713	04.010.094	HANDWHEEL	1
12	PAOZZ	15526	DIN471-5X1	RING, RETAINING	1
13	XDOZZ	15526	125-16	WASHER, FLAT	2
14	XDOZZ	65713	66.030.082	BOLT, HANDLE ROD	1
15	XDOZZ	65713	66.012.062	ROD	2
16	XDOZZ	65713	66.071.075	GUARD, SUPORT	1
17	XDOZZ	15526	934-20	NUT, HEX	2
18	XDOZZ	65713	66.071.036	GUARD, OS	1
19	XDOZZ	15526	912-6x12	SCREW, CAP, SOCKET HD	3
20	XDOZZ	15526	912-10X60	SCREW, CAP, SOCKET HD	2
21	XDOZZ	15526	912-10x70	SCREW, CAP, SOCKET HD	1
22	XDOZZ	65713	08.021.037	COVER, SIGHT	1
23	XDOZZ	15526	980-3	NUT, SELF LOCK	2

END OF FIGURE



4714-007

Figure 8. O/S Lower Guard and Accessories.

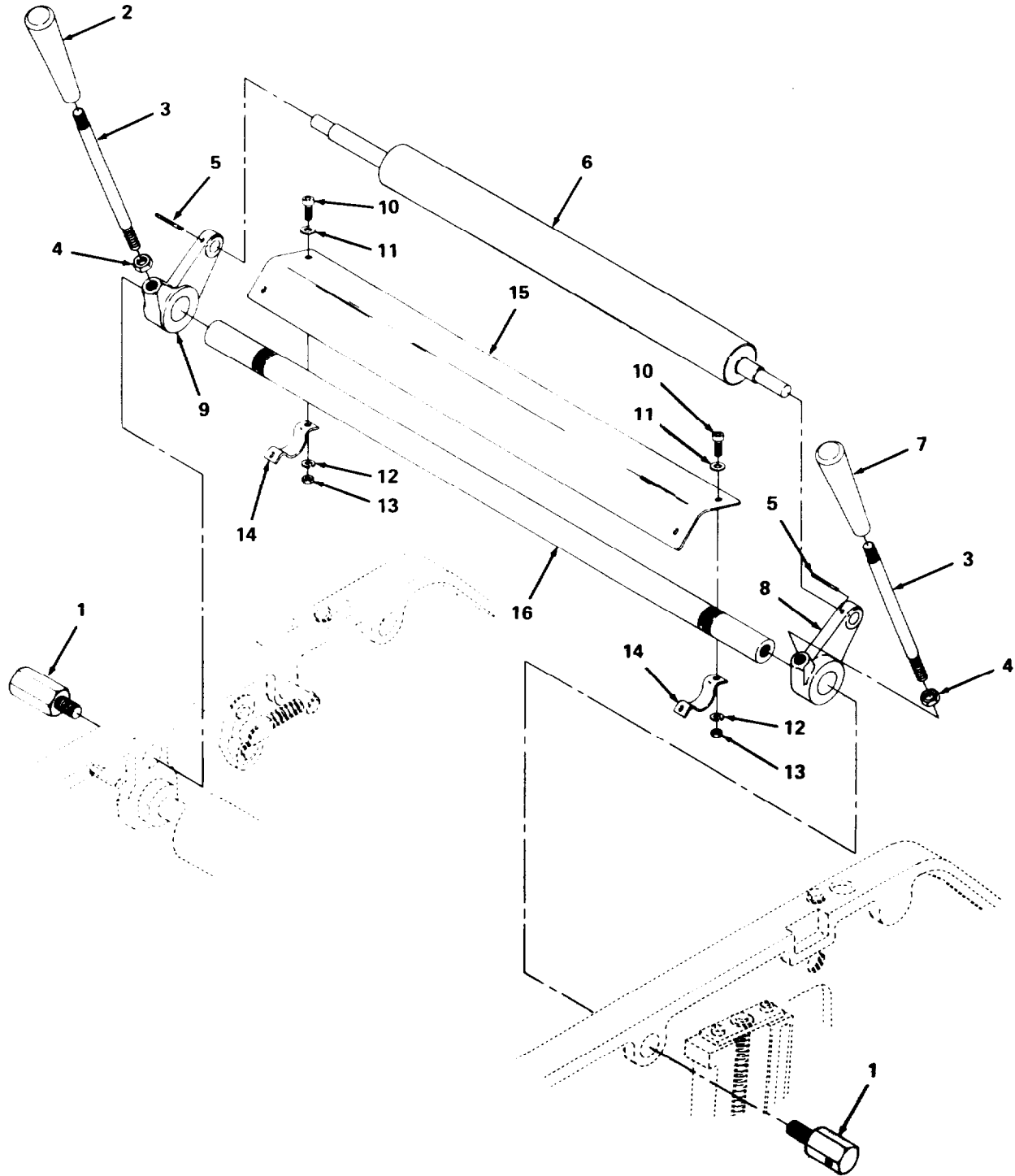


## SECTION II

TM5-3610-286-20P-1

(1) ITEM NO	(2) SMR CODE	(3) FSCM	(4) PART NUMBER	(5) DESCRIPTION AND USABLE ON CODES (UOC)	(6) QTY
GROUP 02 MAINTENANCE GUARD GROUP					
FIG. 8 O/S LOWER GUARD AND ACCESSORIES					
1	XDOZZ	15526	DIN914M6X12	SETSCREW, CONE PT	1
2	XDOZZ	15526	DIN316M8X20	SCREW, WING	1
3	XDOZZ	65713	08.008.030	KNOB	1
4	XDOZZ	65713	66.015.057	SLEEVE, GUIDING	1
5	XDOZZ	15526	DIN912M8X20	SCREW, CAP, SOCKET HD	1
6	XDOZZ	15526	DIN912H10X80	SCREW, CAP, SOCKET HD	4
7	XDOZZ	15526	DIN912H8X25	SCREW, CAP, SOCKET HD	2
8	XDOZZ	65713	66.071.035	GUARD OS, LWR	1
9	XDOZZ	96906	MS21318-29	. SCREW, DRIVE	4
10	XDOZZ	97403	13227E5726-7	. PLATE, DATA CAUTION	1
11	XDOZZ	15526	DIN963M5X10	. SCREW, FLAT HEAD	12
12	XDOZZ	15526	03.019.058	. HINGE	2
13	XDOZZ	65713	66.071.045	GUARD OS	1
14	XDOZZ	65713	00.510.0318	KNOB.	1
15	XDOZZ	15526	DIN933M6X25	SCREW, HEX HD	1

END OF FIGURE

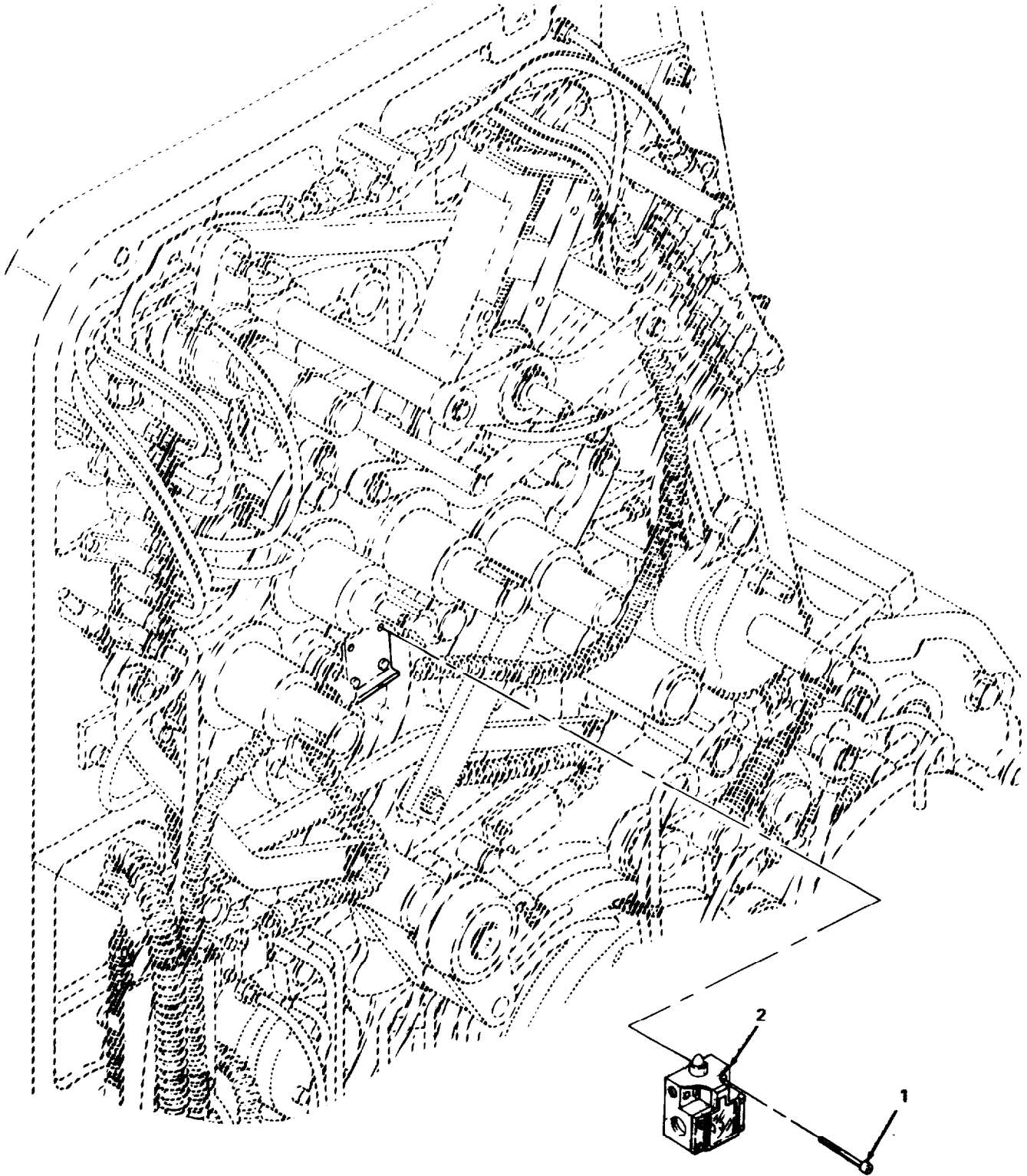


4714-008

Figure 9. Manual Inking Roller.

SECTION II			TM5-3610-286-20P-1		
(1)	(2)	(3)	(4)	(5)	(6)
ITEM	SMR	FSCM	PART		
NO	CODE		NUMBER	DESCRIPTION AND USABLE ON CODES (UOC)	QTY
GROUP 03 INKING GROUP					
FIG. 9 MANUAL INKING ROLLER					
1	XDOZZ	65713	66.010.014	CAP-NUT	2
2	XDOZZ	65713	00.510.0322	HANDLE, BALL	1
3	XDOZZ	65713	66.012.062	ROD	2
4	XDOZZ	65713	27.022.236	NUT	2
5	PAOZZ	15526	DIN1481M4X25	PIN, SPRING	2
6	PBOZZ	65713	66.009.221F	ROLLER, DISTRIBUTION	1
7	XDOZZ	65713	00.510.0322	HANDLE, BALL	1
8	XDOZZ	65713	66.009.223	LEVER	1
9	XDOZZ	65713	66.009.224	LEVER	1
10	XDOZZ	15526	DIN912M6X12	SCREW, CAP, SOCKET HD	4
11	XDOZZ	15526	DIN125M6	WASHER, FLAT	4
12	XDOZZ	15526	DINRIBS6	WASHER, RIBBED	4
13	XDOZZ	15526	DIN934M6	NUT, HEX	4
14	XDOZZ	65713	66.033.051	PIPE CLIP	2
15	XDOZZ	65713	66.033.050	GUARD	1
16	XDOZZ	65713	66.010.016	CROSSBAR	1

END OF FIGURE

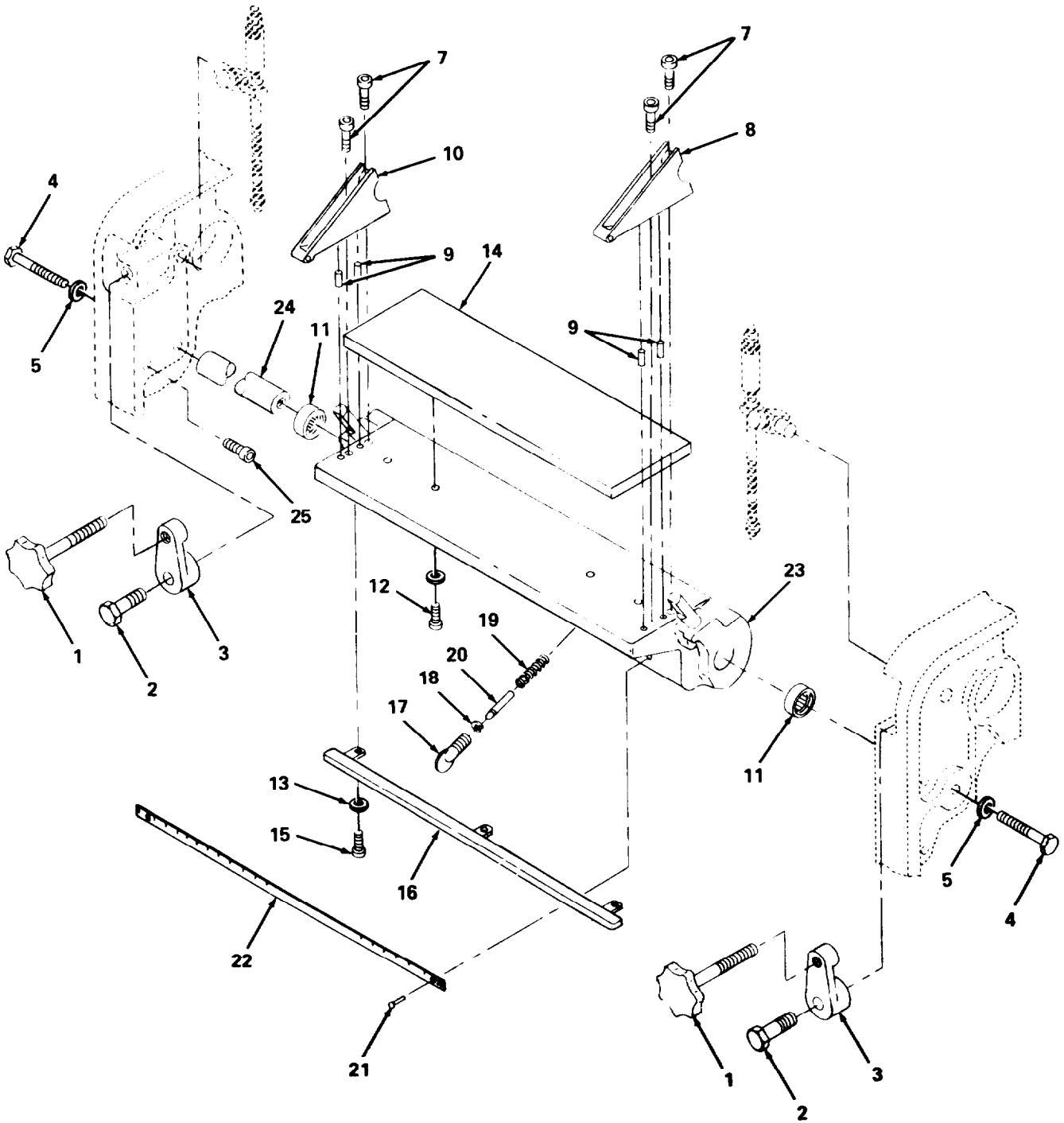


4714-036

Figure 10. Limit Switch, Form Rollers.

SECTION II			TH5-3610-286-20P-1		
(1)	(2)	(3)	(4)	(5)	(6)
ITEM	SMR		PART		
NO	CODE	FSCM	NUMBER	DESCRIPTION AND USABLE ON CODES (UOC)	QTY
				GROUP 03 INKING GROUP	
				FIG. 10 LIMIT SWITCH, FORM ROLLERS	
1	XDOZZ	15526	DIN84M4X20	SCREW, HEX HD	2
2	PBOZZ	65713	00.780.0185	SWITCH, TOGGLE FORM ROLLERS; B31	1
END OF FIGURE					

6  
7 THRU 23

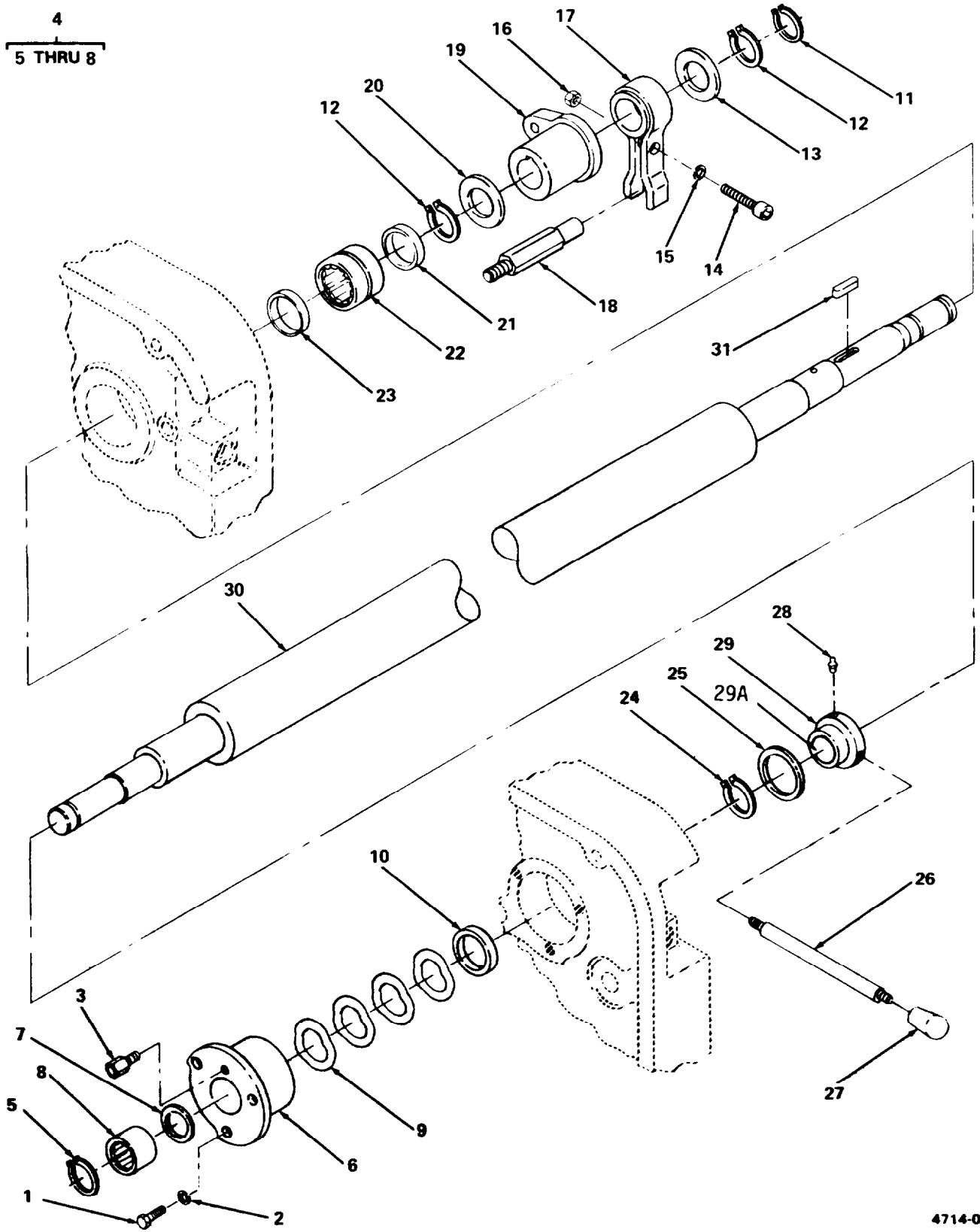


4714-009

Figure 11. Fountain Assembly, Ink.

SECTION II			TM5-3610-286-20P-1		
(1)	(2)	(3)	(4)	(5)	(6)
ITEM	SMR	FSCM	PART	DESCRIPTION AND USABLE ON CODES (UOC)	QTY
NO	CODE	FSCM	NUMBER		
GROUP 03 INKING GROUP					
FIG. 11 FOUNTAIN ASSEMBLY, INK					
1	XDOZZ	65713	66.010.0123F	HANDLE, STAR	2
2	XDOZZ	65713	03.010.118	PIN	2
3	XDOZZ	65713	03.010.121	LINK, CONNECTING	2
4	XDOZZ	65713	26.008.024	BOLT, FITTED	2
5	XDOZZ	65713	02.017.022	WASHER	2
6	XDOOO	65713	66.008.011/K02	FOUNTAIN ASSY, INK	1
7	XDOZZ	15526	DIN912M10X25	. SCREW, CAP, SOCKET HD	4
8	XDOZZ	65713	66.008.013	. PLATE, INK FOUNTAIN (O.S.)	1
9	XDOZZ	65713	66.008.017	. PIN	4
10	XDOZZ	65713	66.008.012	. PLATE, INK FOUNTAIN (D.S.)	1
11	PAOZZ	27737	HK2520	. BEARING, ROLLER, NEED	2
12	XDOZZ	15526	DIN912M8X25	. SCREW, CAP, SOCKET HD	4
13	XDOZZ	15526	DIN125M8	. WASHER	7
14	PAOZZ	65713	06.008.017F	. BLADE, INK FOUNTAIN	1
15	XDOZZ	15526	DIN912M8X30	. SCREW, CAP, SOCKET HD	3
16	XDOZZ	65713	66.008.030	. GUARD	1
17	XDOZZ	65713	74.008.024	. SCREW, INK FOUNTAIN	26
18	XDOZZ	15526	DIN6799M5	. E-CLIP	26
19	PAOZZ	65713	07.011.011A	. SPRING, HELICAL, COMP	26
20	XDOZZ	65713	36.008.025	PIN . .	26
21	XDOZZ	15526	DIN1476M3X4	. NAIL, RIBBED	4
22	XDOZZ	65713	10.406.0199	. PLATE, INDICATOR	1
23	XDOZZ	65713	66.008.011	. FOUNTAIN, INK	1
24	XDOZZ	65713	66.008.020	CROSSBAR	1
25	XDOZZ	15526	DIN912M12X20	SCREW, CAP, SOCKET HD	2

END OF FIGURE



4714-010

Figure 12. Roller Assembly, Ink Fountain.



SECTION II			TM5-3610-286-20P-1			
(1)	(2)	(3)	(4)	(5)	(6)	
ITEM NO	SMR CODE	FSCM	PART NUMBER	DESCRIPTION AND USABLE ON CODES (UOC)	QTY	
				GROUP 03 INKING GROUP		
				FIG. 12 ROLLER ASSEMBLY, INK FOUNTAIN		
1	XDOZZ	15526	DIN933M8X25	SCREW, CAP, HEX HEAD	3	
2	XDOZZ	15526	RIBS8	WASHER, RIBBED	3	
3	XDOZZ	65713	00.600.124	FITTING, OIL	1	
4	PBOZZ	65713	66.010.012/K02	BUSHING ASSEMBLY, PR	1	
5	PAOZZ	15526	DIN472-42X1.75	. RING, RETAINING	1	
6	XAOZZ	65713	66.010.012	. BUSHING	1	
7	PAOZZ	27737	G30X40X4	. GASKET	1	
8	PAOZZ	27737	NK30/30	. BEARING, ROLLER, NEED	1	
9	XDOZZ	15526	988-30X42X1	WASHER, FLAT	1	V
10	XDOZZ	65713	66.008.008	SPACER, BUSHING	1	
11	XDOZZ	15526	DIN471M22X1.5	CIRCLIP	1	
12	XDOZZ	15526	DIN471M26X1.75	CIRCLIP	2	
13	XDOZZ	65713	66.008.035	PLATE, COVER	1	
14	XDOZZ	15526	DIN912M8X20	SCREW, CAP, SOCKET HD	1	
15	XDOZZ	65713	66.008.006	WASHER, SPACER	1	
16	XDOZZ	15526	DIN933M8	SCREW, CAP, HEX HEAD	1	
17	PBOZZ	65713	27.080.037	BODY, BRAKE	1	
18	XDOZZ	65713	66.010.146	PIN	1	
19	PBOZZ	65713	14.008.005F	CLUTCH, OVER-RUNNING	1	
20	XDOZZ	15526	DIN6916M30	WASHER	1	
21	XDOZZ	65713	66.008.006	WASHER, SPACER	1	
22	PAOZZ	27737	RNA6905	BEARING, ROLLER, NEED	1	
23	XDOZZ	65713	66.008.007	SPACER, BUSHING	1	
24	XDOZZ	15526	DIN471M40X1.75	CIRCLIP EXTERNAL	1	
25	XDOZZ	15526	DIN988MIX40X52	SPACER	1	
26	XDOZZ	65713	91.008.025	BOLT, HANDLE ROD	1	
27	XDOZZ	65713	00.510.0318	HANDLE, BALL	1	
28	XDOZZ	15526	H1-5X0.8	FITTING, GREASE	1	
29	XDOZZ	65713	91.008.018F	CLUTCH, OVER-RUNNING	1	
29A	PAOZZ	65713	00.550.0285	. DISC, AXIAL BEARING	1	
30	PBOZZ	65713	66.008.001F	ROLLER, FOUNTAIN	1	
31	XDOZZ	15526	6880-7X7	KEY, WOODRUFF	1	

END OF FIGURE

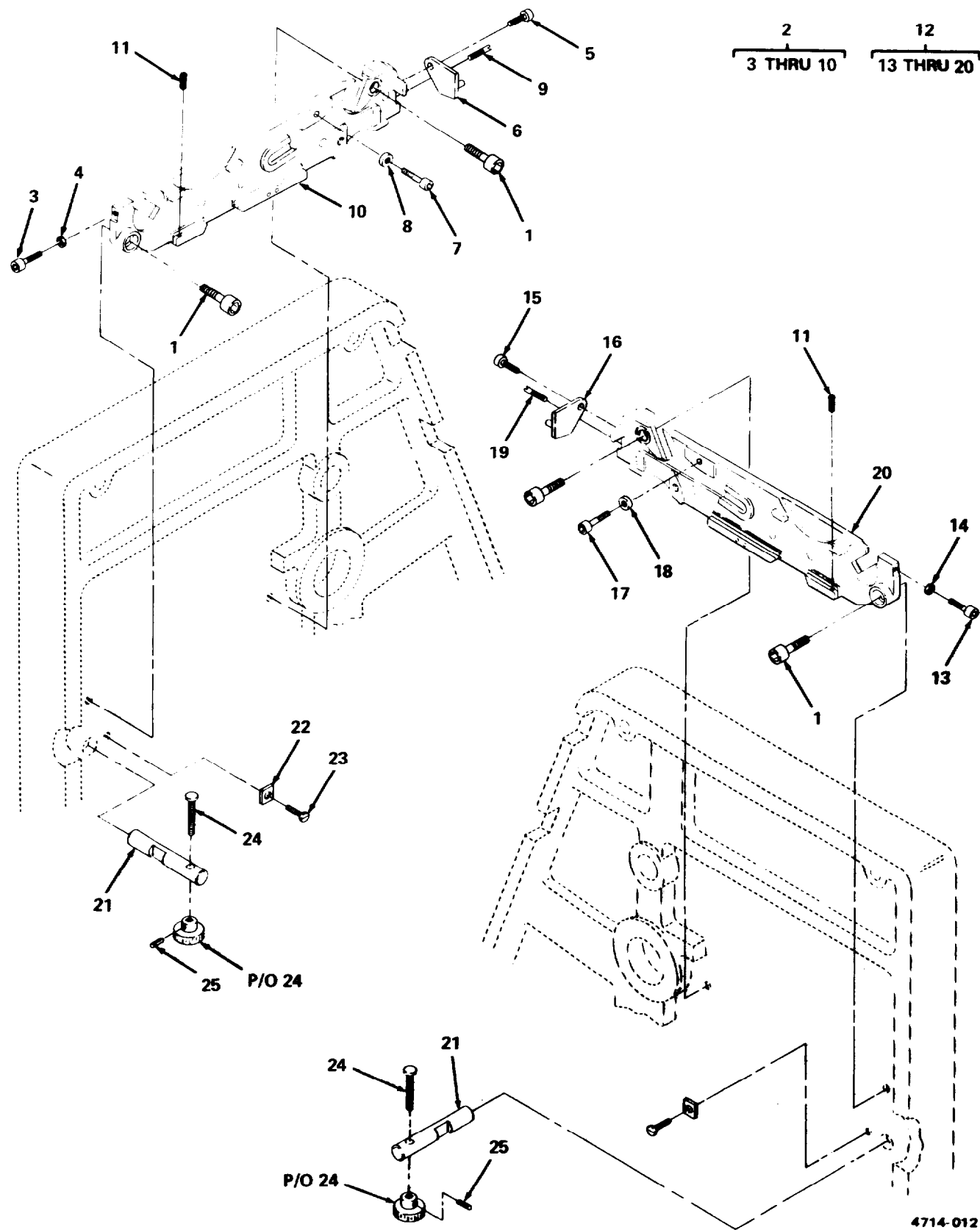


Figure 13. Rail Assembly, Roller Guide.

## SECTION II

TM5-3610-286-20P-1

(1) ITEM NO	(2) SMR CODE	(3) FSCM	(4) PART NUMBER	(5) DESCRIPTION AND USABLE ON CODES (UOC)	(6) QTY
GROUP 03 INKING GROUP					
FIG. 13 RAIL ASSEMBLY, ROLLER GUIDE					
1	XDOZZ	15526	DIN912M10X45	SCREW, CAP, SOCKET HD	4
2	XDOOO	65713	66.010.004/KO1	RAIL ASSY, RLR GUIDE	1
3	XDOZZ	65713	66.010.091	. SCREW, CLAMPING	1
4	XDOZZ	15526	DIN934M8	. NUT, HEX	1
5	XDOZZ	15526	DIN912M8X12	. SCREW, CAP, SOCKET HD	1
6	XDOZZ	65713	66.010.023F	. LATCH, OS	2
7	XDOZZ	15526	DIN912M6X12	. SCREW, CAP, SOCKET HD	1
8	XDOZZ	15526	RIBS6	. WASHER, SAFETY	1
9	XDOZZ	15526	DIN427M6X12	. SETSCREW	1
10	XDOZZ	65713	66.010.004	. RAIL, ROLLER GUIDE	1
11	XDOZZ	15526	DIN913M6X8	SCREW, SET	2
12	XDOOO	65713	66.010.003/KO1	RAIL ASSY, RLR GUIDE	1
13	XDOZZ	65713	66.010.091	. SCREW, CLAMPING	1
14	XDOZZ	15526	DIN934M8	. NUT, HEX	1
15	XDOZZ	15526	DIN912M8X12	. SCREW, CAP, SOCKET HD	1
16	XDOZZ	65713	66.010.011F	. LATCH DS	1
17	XDOZZ	15526	DIN912M6X12	. SCREW, CAP, SOCKET HD	1
18	XDOZZ	15526	RIBS6	. WASHER, SAFETY	1
19	XDOZZ	15526	DIN427M6X12	. SETSCREW	1
20	XDOZZ	65713	66.010.003	. RAIL, ROLLER GUIDE	1
21	XDOZZ	65713	66.010.192	BOLT, STOP	2
22	XDOZZ	65713	66.010.193	BLOCK, TRIP	2
23	XDOZZ	15526	DIN931H6X16	SCREW, CAP, HEX HEAD	1
24	XDOZZ	65713	01.008.040F	SCREW, ADJUSTING	2
25	XDOZZ	15526	DIN1481M3X18	PIN, SPRING	2

END OF FIGURE

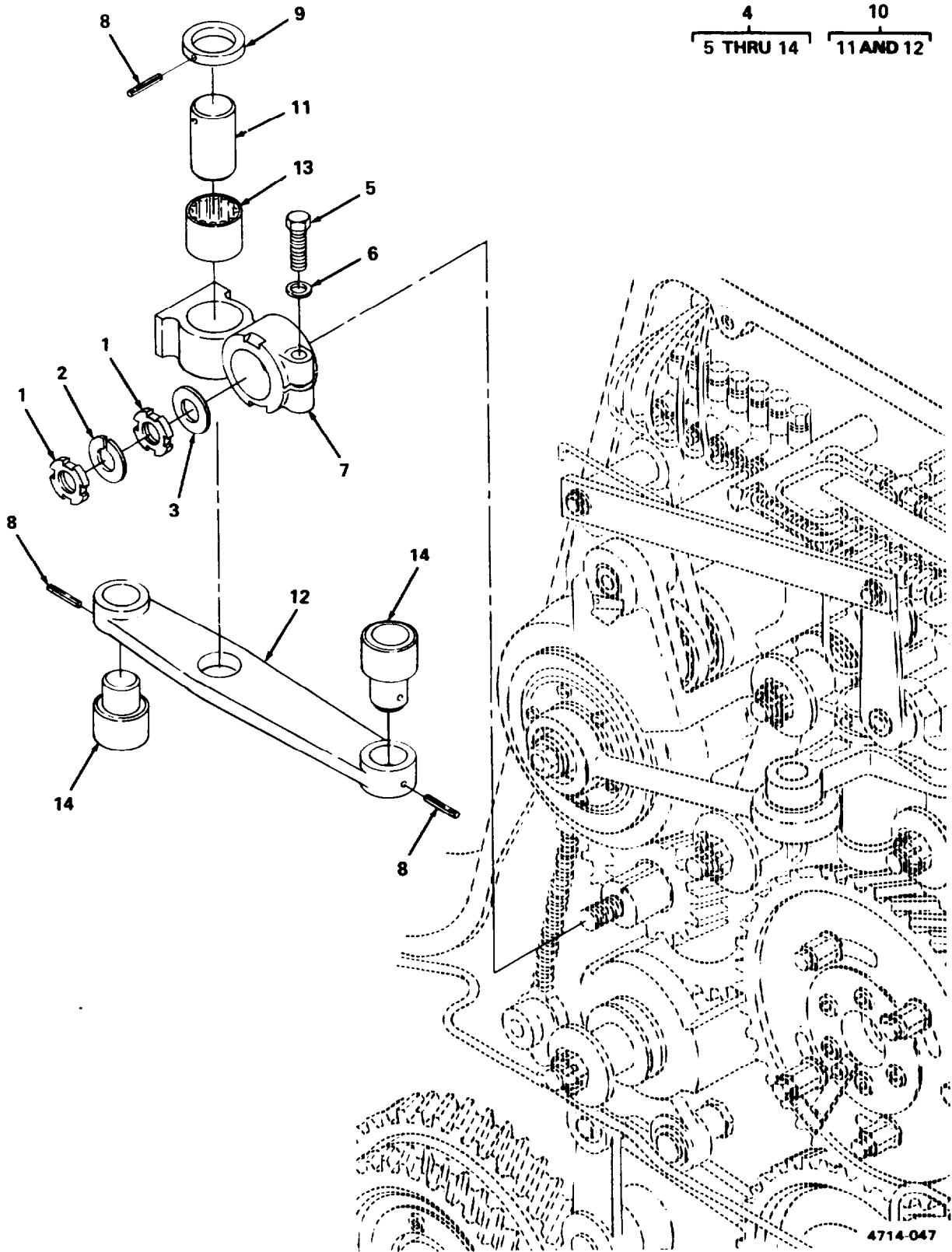


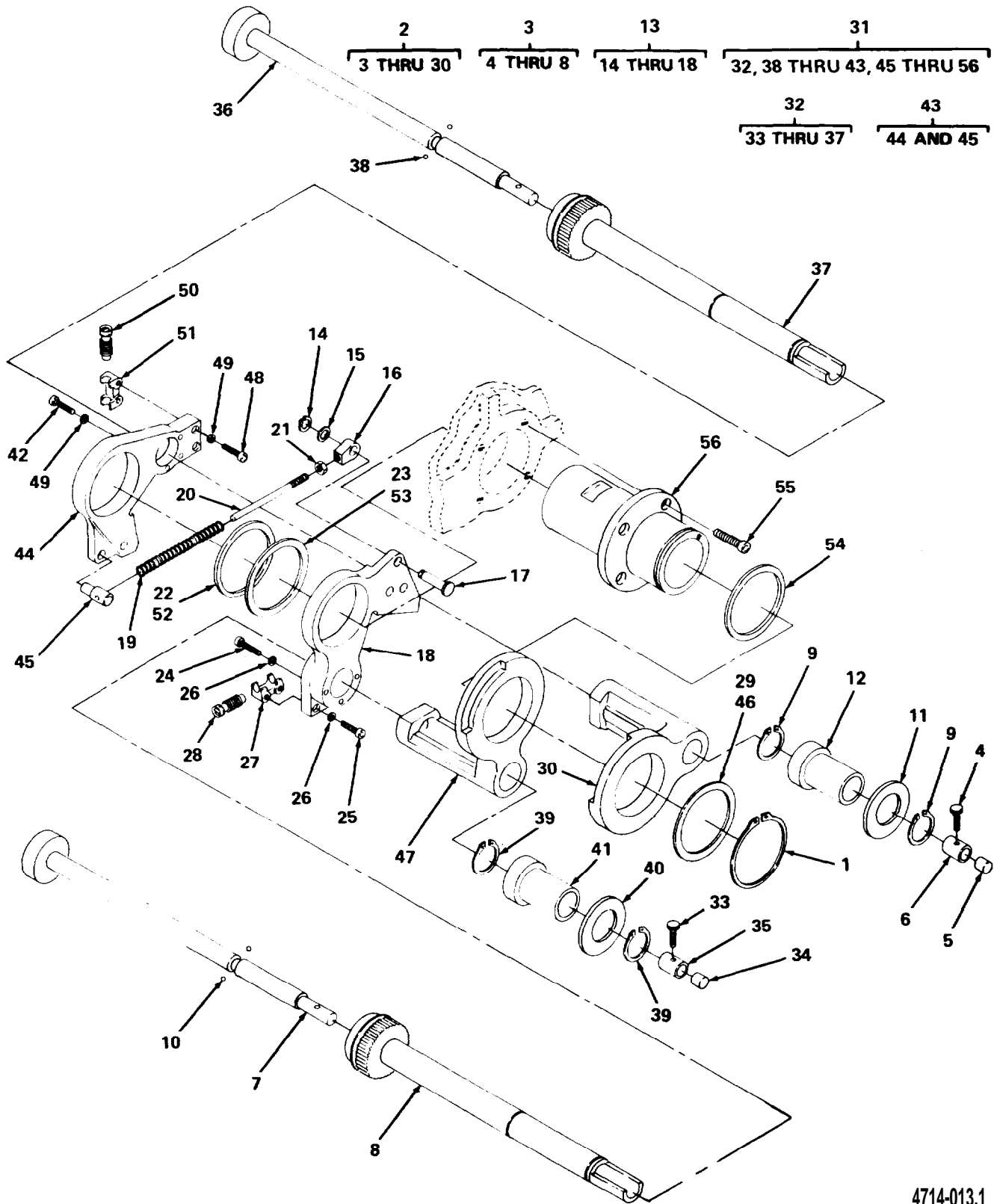
Figure 14. Oscillator Lever Assembly.

## SECTION II

TM5-3610-286-20P-1

(1) ITEM NO	(2) SMR CODE	(3) FSCM	(4) PART NUMBER	(5) DESCRIPTION AND USABLE ON CODES (UOC)	(6) QTY
GROUP 03 INKING GROUP					
FIG. 14 OSCILLATOR LEVER ASSEMBLY					
1	PA0ZZ	15526	DIN937M20X2.5	NUT, PLAIN, CASTELLAT	2
2	XDOZZ	15526	DIN7980M20	WASHER, LOCK	1
3	XDOZZ	65713	04.014.022	WASHER	1
4	PB000	65713	66.010.405/KO1	LEVER ASSEMBLY, OSC	1
5	XDOZZ	15526	DIN933M10X45	. SCREW, CAP, HEX HEAD	1
6	XDOZZ	15526	RIBS10	. WASHER, SAFETY	1
7	XDOZZ	65713	66.010.406	. LEVER, CLAMPED	1
8	PA0ZZ	15526	DIN1481M4X32	. PIN, SPRING TENSION	3
9	XDOZZ	65713	00.600.0017	. COLLAR, SET	1
10	XDOZZ	65713	66.010.405/K02	. LEVER MECH, OSC	1
11	XDOZZ	65713	66.010.401	..PIN	1
12	XDOZZ	65713	66.010.405	..LEVER, OSCILLATOR	1
13	PA0ZZ	27737	HK2216	. BEARING, ROLLER, NEED	1
14	XDOZZ	65713	00.550.0150	. FOLLOWER, CAM	2

END OF FIGURE



4714-013.1

Figure 15. Swiveling Lever Assemblies 299 and 309.

SECTION II			TM5-3610-286-20P-1			
(1)	(2)	(3)	(4)	(5)	(6)	
ITEM NO	SMR CODE	FSCM	PART NUMBER	DESCRIPTION AND USABLE ON CODES (UOC)	QTY	
GROUP 03 INKING GROUP						
FIG. 15 SWIVELLING LEVER ASSEMBLIES						
299 AMD 309						
1	PAOZZ	D8286	DIN471-6X0-7	RING, RETAINING	4	
2	PB000	65713	66.010.299/KO1	LEVER ASSEMBLY, SWIV	1	
3	XDO00	65713	66.010.513F/KO1	. BOX MECH, RLR JNL	1	
4	XDOZZ	65713	66.010.319	.. SCREW, LOCKING	1	
5	XDOZZ	65713	66.010.315	.. SLEEVE, BEARING	1	
6	XDOZZ	65713	66.010.317	.. BUSHING, SPACER	1	
7	XDOZZ	65713	66.010.314	.. SHAFT	1	
8	XDOZZ	65713	66.010.513F	.. BOX, ROLLER JOURNAL	1	
9	PAOZZ	15526	DIN471M24X1.2	. RING, RETAINING	2	
10	XDOZZ	15526	5401-6	. BALL	2	
11	PAOZZ	65713	66.010.322	. DISC, RUBBER	1	
12	XDOZZ	65713	66.010.318	SLEEVE, LOCKING	1	
13	XDO00	65713	66.010.299/KO2	. LEVER MECH, SWIVEL	1	
14	PAOZZ	D8286	12X1DIN471	.. RING, RETAINING	1	
15	XDOZZ	15526	DIN988M12X18	.. DISK FITTED	1	
16	XDOZZ	65713	03.010.071	.. HEAD, ROD	1	
17	XDOZZ	65713	66.030.056	.. PIN	1	
18	XDOZZ	65713	66.010.299	LEVER, SWIVEL	1	
19	PAOZZ	65713	04.012.099	. SPRING, HELICAL, COMP	1	
20	XDOZZ	65713	66.010.324	. ROD, SPRING	1	
21	XDOZZ	15526	DIN934M8	. NUT, HEX	1	
22	XDOZZ	65713	01.015.038	. WASHER, SPACER	1	
23	XDOZZ	65713	01.015.067	. WASHER, SPACER	1	
24	XDOZZ	15526	DIN912M6X40	. SCREW, CAP, SOCKET HD	3	
25	XDOZZ	15526	DIN912M6X25	. SCREW, CAP, SOCKET HD	2	
26	XDOZZ	15526	RIBS6	. WASHER, SAFETY	2	
27	XDOZZ	65713	23.010.215	. HOUSING, WORM GEAR	1	
28	XDOZZ	65713	66.010.345F	. GEAR, ADJUSTING	1	
29	XDOZZ	65713	66.010.349	. WASHER, SPACER	1	
30	XDOZZ	65713	66.010.307	. HOUSING, JOURNAL BOX	1	
31	PB000	65713	66.010.309/KO1	LEVER, ASSEMBLY, SWIV	1	
32	XDO00	65713	66.010.514F/KO1	. BOX MECH, RLR JNL	1	
33	XDOZZ	65713	66.010.319	.. SCREW, LOCKING	1	
34	XDOZZ	65713	66.010.315	.. SLEEVE, BEARING	1	
35	XDOZZ	65713	66.010.317	.. BUSHING, SPACER	1	
36	XDOZZ	65713	66.010.314	.. SHAFT	1	
37	XDOZZ	65713	66.010.514F	.. BOX, ROLLER JOURNAL	1	
38	XDOZZ	15526	5401-6	. BALL	2	
39	PAOZZ	15526	DIN471M24X1.2	. RING, RETAINING	2	
40	PAOZZ	65713	66.010.322	. DISC, RUBBER	1	
41	XDOZZ	65713	66.010.318	. SLEEVE, LOCKING	1	
42	XDOZZ	15526	DIN912M6X20	. SCREW, CAP, SOCKET HD	3	
43	XDO00	65713	66.010.309/KO2	. LEVER MECH, SWIVEL	1	
44	XDOZZ	65713	66.010.309	.. LEVER, SWIVEL	1	
45	XDOZZ	65713	66.010.320	. GUIDE, SPRING ROD	1	
46	XDOZZ	65713	66.010.349	. WASHER, SPACER	1	
47	XDOZZ	65713	66.010.308	. HOUSING, JOURNAL BOX	1	

## SECTION II

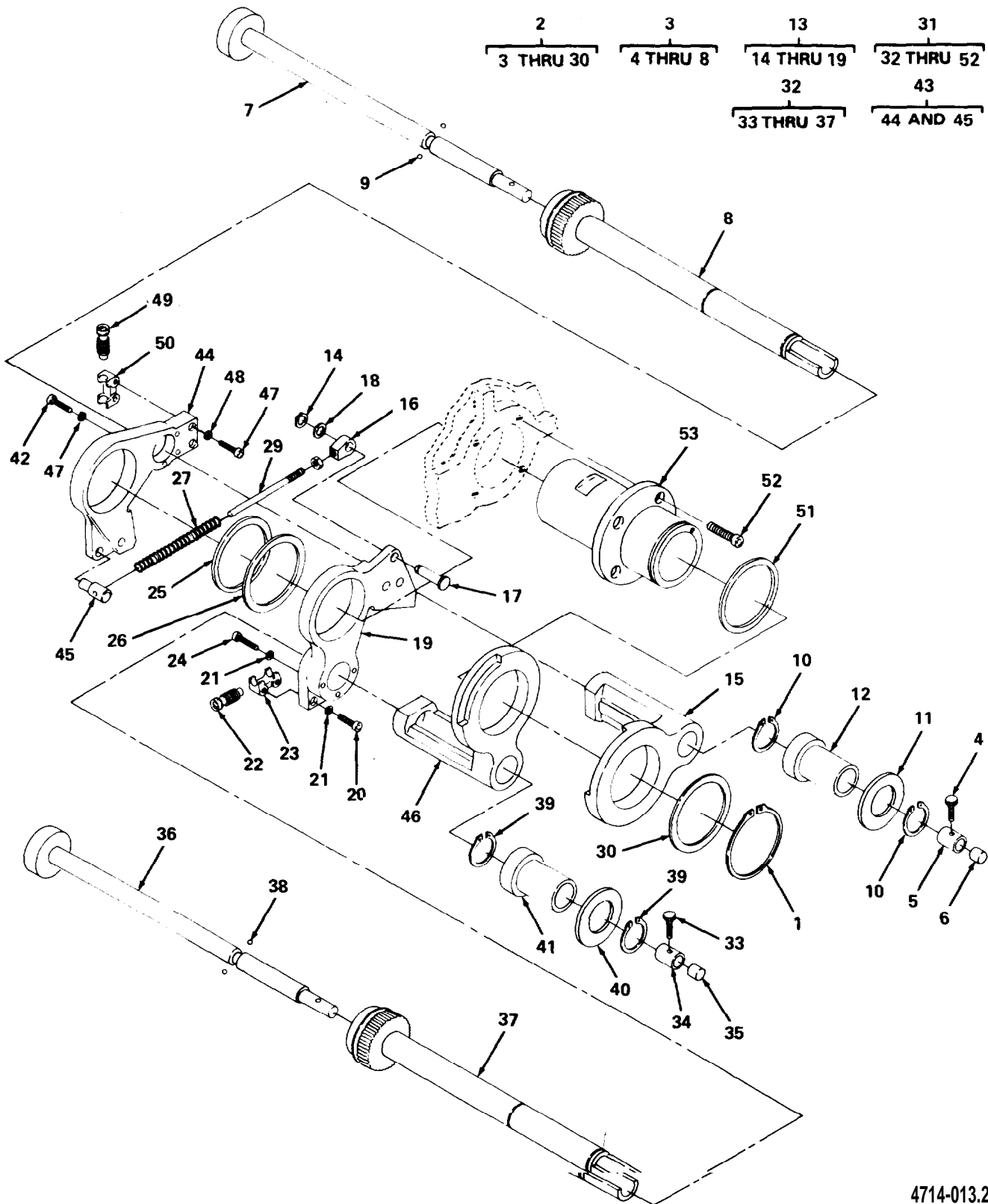
## TM5-3610-286-20P-1

(1) ITEM NO	(2) SMR CODE	(3) FSCM	(4) PART NUMBER	(5) DESCRIPTION AND USABLE ON CODES (UOC)	(6) QTY
48	XDOZZ	15526	DIN912M6X20	. SCREW, CAP, SOCKET HD	5
49	XDOZZ	15526	DINSN26OS6	. WASHER, SAFETY	8
50	XDOZZ	65713	66.010.345F	. GEAR, ADJUSTING	1
51	XDOZZ	65713	23.010.215	. HOUSING, WORM GEAR	1
52	XDOZZ	65713	01.015.038	. WASHER, SPACER	1
53	XDOZZ	65713	66.010.326	. WASHER, SPACER	1
54	XDOZZ	65713	01.015.067	. WASHER, SPACER	1
55	XDOZZ	15526	DIN912M6X40	SCREW, CAP, SOCKET HD	3
56	XDOZZ	65713	66.010.302	SLEEVE, BEARING	1

END OF FIGURE







4714-013.2

Figure 16. Swiveling Lever Assemblies 300 and 310.

## SECTION II

TM5-3610-286-20P-1

(1) ITEM NO	(2) SMR CODE	(3) FSCM	(4) PART NUMBER	(5) DESCRIPTION AND USABLE ON CODES(UDC) GROUP 03 INKING GROUP FIG. 16 SWIVELLING LEVER ASSEMBLIES 300 AND 310	(6) QTY
1	PA0ZZ	D8286	DIN471-6X0-7	RING,RETAINING	1
2	PB000	65713	66.010.300/K02	LEVER ASSEMBLY,SWIV	1
3	XD000	65713	66.010.511F/KOI	•BOX MECH, RLR JNL	1
4	XDOZZ	65713	66.010.319	••SCREW, LOCKING	1
5	XDOZZ	65713	66.010.317	••BUSHING, SPACER	1
6	XDOZZ	65713	66.010.315	••SLEEVE, BEARING	1
7	XDOZZ	65713	66.010.314	•• SHAFT	1
8	XDOZZ	65713	66.010.511F	•• BOX, ROLLER JOURNAL	1
9	XDOZZ	15526	5401-6	•BALL	2
10	XDOZZ	15526	DIN471M24X1.2	•RING, RETAINING, EXT	2
11	PA0ZZ	65713	66.010.322	•DISC, RUBBER	1
12	XDOZZ	65713	66.010.318	•SLEEVE, LOCKING	1
13	XD000	65713	66.010.300/K03	•LEVER MECH, SWIVEL	1
14	PA0ZZ	D8286	12XIDIN471	••RING, RETAINING	1
15	XDOZZ	65713	66.010.307	••HOUSING, JOURNAL BOX	1
16	XDOZZ	65713	03.010.071	••HEAD, ROD	1
17	XDOZZ	65713	66.030.056	••PIN	1
18	XDOZZ	15526	DIN988M12X18	••DISK FITTED	1
19	XDOZZ	65713	66.010.300	••LEVER, SWIVEL	1
20	XDOZZ	15526	DIN912M6X25	•SCREW, CAP, SOCKET HD	2
21	XDOZZ	15526	RIBS6	•WASHER, SAFETY	2
22	XDOZZ	65713	66.010.345F	•GEAR, ADJUSTING	1
23	XDOZZ	65713	22.010.215	•HOUSING, WORM GEAR	1
24	XDOZZ	15526	DIN912M6X40	•SCREW, CAP, SOCKET HD	3
25	XDOZZ	65713	01.015.038	•WASHER, SPACER	1
26	XDOZZ	65713	01.015.067	•WASHER, SPACER	1
27	PA0ZZ	65713	04.012.099	•SPRING, HELICAL, COMP	1
28	XDOZZ	15526	DIN934M8	•NUT, HEX	1
29	XDOZZ	65713	66.010.324	•ROD, SPRING	1
30	XDOZZ	65713	66.010.349	•WASHER, SPACER	1
31	PB000	65713	66.010.310/K02	LEVER, MANUAL CONTRO	1
32	XD000	65713	66.010.509F/K01	•BOX MECH, RLR JNL	1
33	XDOZZ	65713	66.010.319	••SCREW, LOCKING	1
34	XDOZZ	65713	66.010.317	••BUSHING, SPACER	1
35	XDOZZ	65713	66.010.315	••SLEEVE, BEARING	1
36	XDOZZ	65713	66.010.314	••SHAFT	1
37	XDOZZ	65713	66.010.509F	•• BOX, ROLLER JOURNAL	1
38	XDOZZ	15526	5401-6	•BALL	2
39	PA0ZZ	15526	DIN471M24X1.2	•RING,RETAINING	2
40	PA0ZZ	65713	66.010.322	•DISC, RUBBER	1
41	XDOZZ	65713	66.010.318	•SLEEVE, LOCKING	1
42	XDOZZ	15526	DIN912M6X20	•SCREW,CAP,SOCKET HD	3
43	XD000	65713	66.010.310/K03	•LEVER MECH, SWIVEL	1
44	XDOZZ	65713	66.010.310	••LEVER, SWIVEL	1
45	XDOZZ	65713	66.010.320	••GUIDE, SPRING ROD	1
46	XDOZZ	65713	66.010.308	•HOUSING, JOURNAL BOX	1
47	XDOZZ	15526	DIN912M6X20	•SCREW, CAP, SOCKET HD	5

**SECTION II****TM5-3610-286-20P-1**

(1) ITEM NO	(2) SMR CODE	(3) FSCM	(4) PART NUMBER	(5) DESCRIPTION AND USABLE ON CODES(UOC)	(6) QTY
48	XDOZZ	15526	RIBS6	•WASHER, SAFETY	5
49	XDOZZ	65713	66.010.345F	•GEAR, ADJUSTING	1
50	XDOZZ	65713	23.010.215	•HOUSING, WORM GEAR	1
51	XDOZZ	65713	01.015.067	•WASHER, SPACER	1
52	XDOZZ	15526	DIN912M6X40	•SCREW, CAP, SOCKET HD	3
53	XDOZZ	65713	66.010.302	SLEEVE, BEARING	1

END OF FIGURE



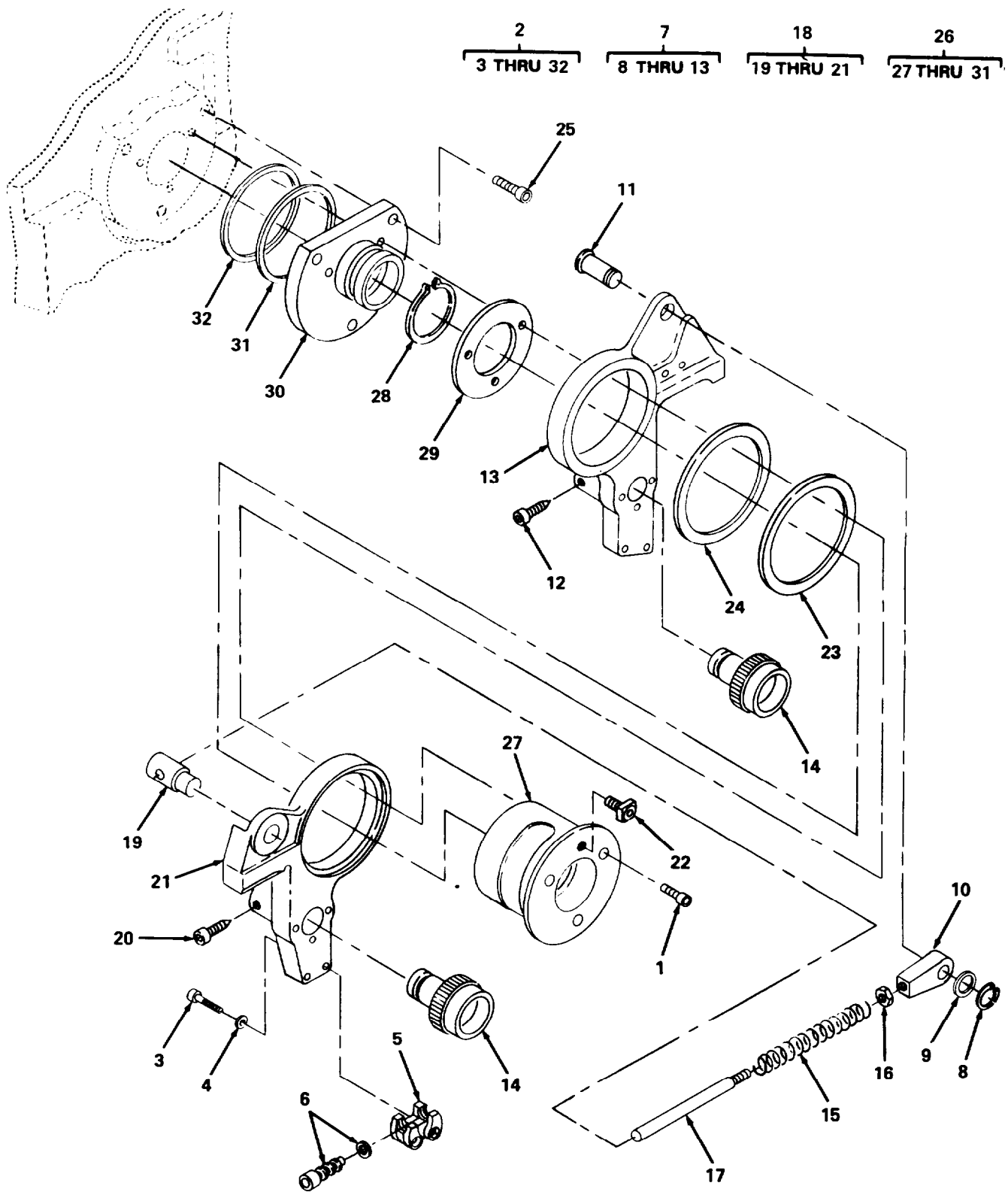
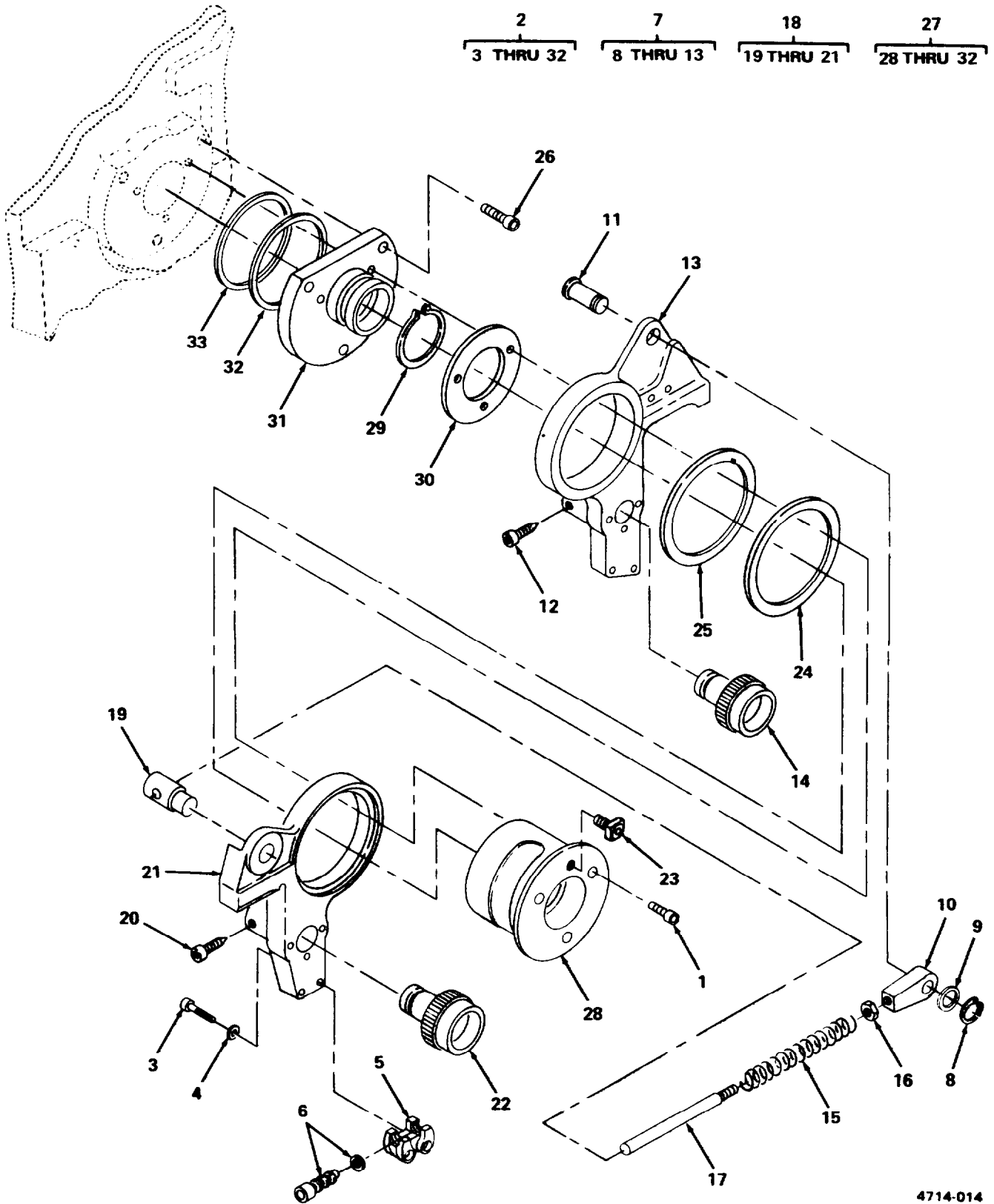


Figure 17. Journal Box Housing Assembly 303.

SECTION II			TM5-3610-286-20P-1		(5)	(6)
(1) ITEM NO	(2) SMR CODE	(3) FSCM	(4) PART NUMBER	DESCRIPTION AND USABLE ON CODES(UOC)		QTY
GROUP 03 INKING GROUP						
FIG. 17 JOURNAL BOX HOUSING ASSEMBLY 303						
1	XDOZZ	15526	DIN912M6X40	SCREW, CAP, SOCKET HD		3
2	PB000	65713	66.010.303/K01	HOUSING, MECHANICAL		1
3	XDOZZ	15526	DIN912M6X20	•SCREW, CAP, SOCKET HD		4
4	XDOZZ	15526	DINSN260S6	•WASHER, SAFETY		4
5	XDOZZ	65713	23.010.215	•HOUSING, WORM GEAR		2
6	XDOZZ	65713	66.010.345F	•GEAR, ADJUSTING		2
7	XD000	65713	66.010.305/K01	• BOX MECH 305,JNL		1
8	PAOZZ	D8286	12XIDIN471	••RING,RETAINING		1
9	XDOZZ	15526	DIN988M12X18	••WASHER		1
10	XDOZZ	65713	03.010.071	••HEAD, ROD		1
11	XDOZZ	65713	66.030.056	•• PIN		1
12	XDOZZ	15526	551-6X5	••SETSCREW		2
13	XDOZZ	65713	66.010.305	••HOUSING, JOURNAL BOX		1
14	XDOZZ	65713	66.010.329	•BOX, ROLLER JOURNAL		2
15	PAOZZ	65713	04.012.099	•SPRING,HELICAL,COMP		1
16	XDOZZ	15526	DIN934M8	•NUT, HEX		1
17	XDOZZ	65713	66.010.324	•ROD, SPRING		1
18	XD000	65713	66.010.303/K02	•BOX MECH303, JNL		1
19	XDOZZ	65713	66.010.320	••GUIDE, SPRING ROD		1
20	XDOZZ	15526	551-6X5	••SETSCREW		1
21	XDOZZ	65713	00.010.303	••HOUSING, JOURNAL BOX		1
22	XDOZZ	65713	00.250.0171	•JOINT, THREADED		1
23	XDOZZ	65713	66.010.348	• WASHER, SPACER		1
24	XDOZZ	65713	66.010.349	• WASHER, SPACER		1
25	XDOZZ	65713	66.010.316	• BOLT, HEX HD		2
26	XD000	65713	66.010.301/K01	•BEARING MECH		1
27	XDOZZ	65713	66.010.301	••BEARING		1
28	PAOZZ	15526	DIN5417SP40	•• RING,RETAINING		1
29	PAOZZ	27737	G28X37X4	•• GASKET		1
30	XDOZZ	65713	66.010.019	•• BEARING		1
31	PAOZZ	65713	00.580.0189	•• GASKET		1
32	XDOZZ	65713	66.010.343	•WASHER		2

END OF FIGURE



4714-014

Figure 18. Journal Box Housing Assembly 304.



SECTION II			TM5-3610-286-20P-1		
(1)	(2)	(3)	(4)	(5)	(6)
ITEM NO	SMR CODE	FSCM	PART NUMBER	DESCRIPTION AND USABLE ON CODES(UOC)	QTY
GROUP 03 INKING GROUP					
FIG. 18 JOURNAL BOX HOUSING ASSEMBLY 304					
1	XDOZZ	15526	DIN912M6X30	SCREW, CAP, HEX HD	3
2	PB000	65713	66.010.304/K02	HOUSING, MECHANICAL	1
3	XDOZZ	15526	DIN912M6X2	•SCREW, CAP, SOCKET HD	4
4	XDOZZ	15526	DINSN260S6	•WASHER, SAFETY	4
5	XDOZZ	65713	23.010.215	•HOUSING, WORM GEAR	2
6	XDOZZ	65713	66.010.345F	•GEAR, ADJUSTING	2
7	XD000	65713	66.010.306/K01	•HOUSING MECH, JNL BX	1
8	PAOZZ	D8286	12XIDIN471	••RING,RETAINING	1
9	XDOZZ	15526	DIN988M12X18	••WASHER	1
10	XDOZZ	65713	03.010.071	••HEAD, ROD	1
11	XDOZZ	65713	66.030.056	••PIN	1
12	XDOZZ	15526	551-6X5	••SETSCREW	2
13	XDOZZ	65713	66.010.306	•• HOUSING, JOURNAL BOX	1
14	XDOZZ	65713	66.010.311	•BOX, ROLLER JOURNAL	1
15	PAOZZ	65713	04.012.099	•SPRING, HELICAL, COMP	1
16	XDOZZ	15526	DIN934M8	•NUT, HEX	1
17	XDOZZ	65713	66.010.324	•ROD, SPRING	1
18	XD000	65713	66.010.304/K03	•HOUSING, JOURNAL BOX	1
19	XDOZZ	65713	66.010.320	•• GUIDE, SPRING ROD	1
20	XDOZZ	15526	551-6X5	••SETSCREW	2
21	XDOZZ	65713	66.010.304	•• HOUSING, JOURNAL BOX	1
22	XDOZZ	65713	66.010.328	•BOX, ROLLER JOURNAL	1
23	XDOZZ	65713	00.250.0171	JOINT, THREADED	1
24	XDOZZ	65713	66.010.348	•WASHER, SPACER	1
25	XDOZZ	65713	66.010.349	•WASHER, SPACER	1
26	XDOZZ	65713	66.010.316	•SCREW, HEX, HEAD HD	3
27	XD000	65713	66.010.301/K01	•BEARING MECH	1
28	XDOZZ	65713	66.010.301	••BEARING	1
29	PAOZZ	15526	DIN5417SP40	•• RING, RETAINING	1
30	PAOZZ	27737	G28X37X4	•GASKET	1
31	XDOZZ	65713	66.010.019	•BEARING	1
32	PAOZZ	65713	00.580.0189	• GASKET	1
33	XDOZZ	65713	66.010.343	• WASHER	2

END OF FIGURE

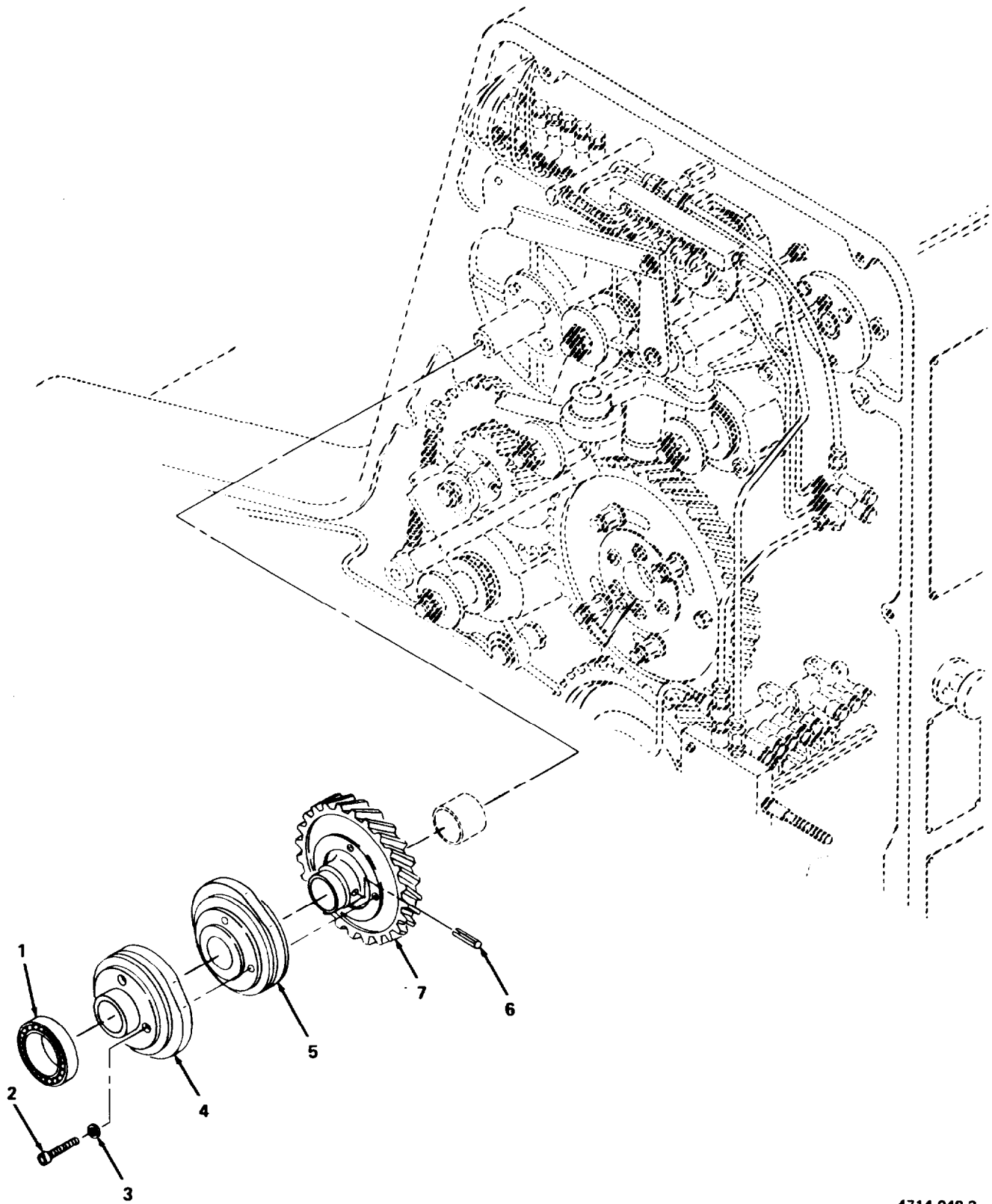


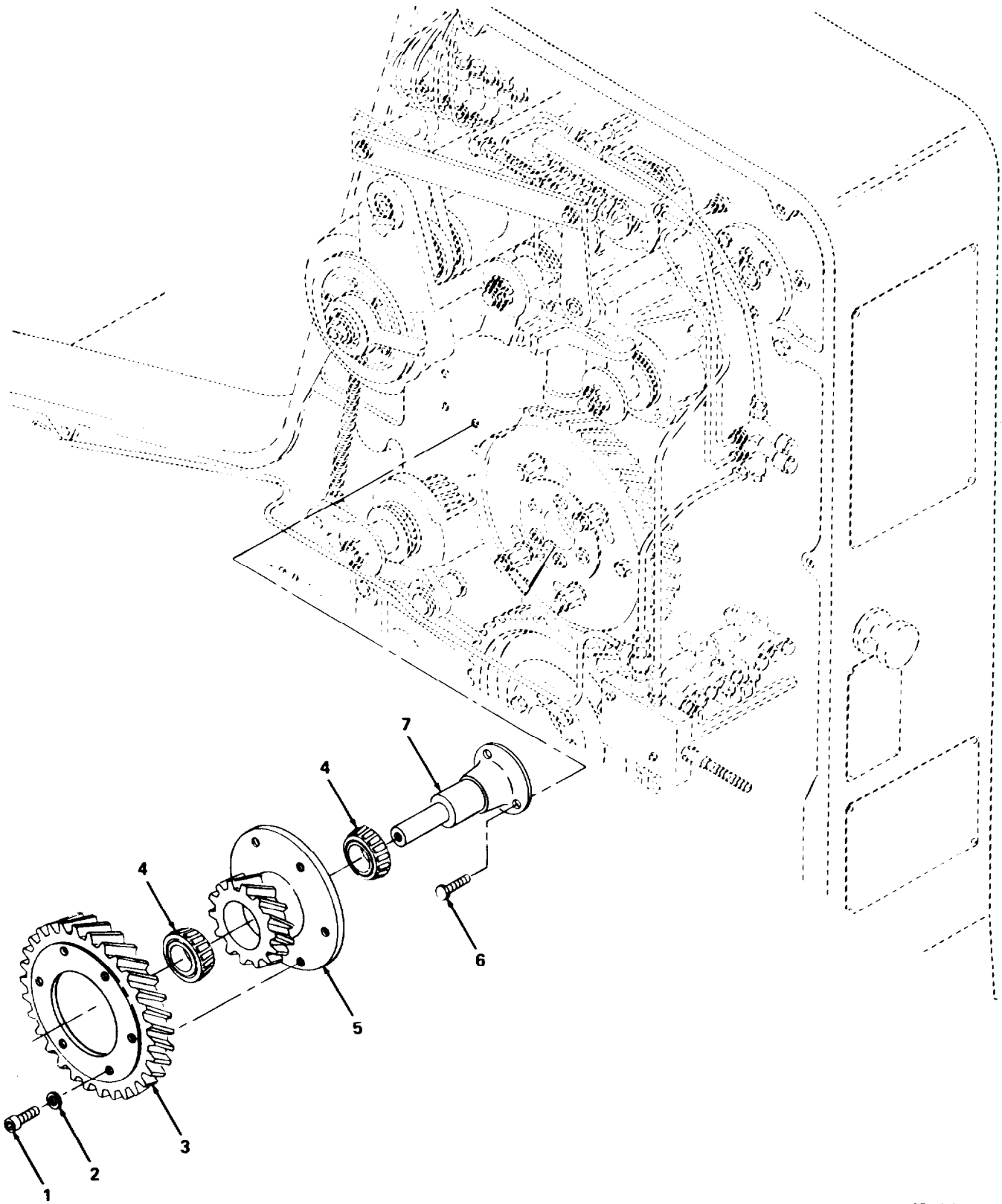
Figure 19. Drive Mechanism, Ductor Roller.

**SECTION II**

**TM5-3610-286-20P-1**

(1) ITEM NO	(2) SMR CODE	(3) FSCM	(4) PART NUMBER	(5) DESCRIPTION AND USABLE ON CODES(UOC)	(6) QTY
GROUP 03 INKING GROUP					
FIG. 19 DRIVE MECHANISM, DUCTOR ROLLER					
1	PAOZZ	15526	DIN625-16014	BALL,BEARING	1
2	XDOZZ	15526	DIN912M8X20	SCREW, CAP, SOCKET HD	6
3	XDOZZ	15526	RIBS8	WASHER, RIBBED	6
4	PBOZZ	65713	66.010.056	CAM,CONTROL	1
5	PBOZZ	65713	66.010.055	CAM,CONTROL	1
6	PAOZZ	15526	DIN1481-4X20	PIN,SPRING	1
7	PBOZZ	65713	66.010.117	GEAR,HELICAL	1

END OF FIGURE



4714-048.1

Figure 20. Drive Mechanism, Inking Unit.

**SECTION II**

**TM5-3610-286-20P-1**

(1) ITEM NO	(2) SMR CODE	(3) FSCM	(4) PART NUMBER	(5) DESCRIPTION AND USABLE ON CODES(UOC)	(6) QTY
GROUP 03 INKING GROUP					
FIG. 20 DRIVE MECHANISM, INKING UNIT					
1	XDOZZ	15526	DIN912M6X16	SCREW,CAP, SOCKET HD	6
2	XDOZZ	15526	RIBS6	WASHER, RIBBED	3
3	PBOZZ	65713	66.010.116	GEAR, RACK	1
4	PAOZZ	15526	DIN720-32007X	BEARING, ROLLER, TAPE	2
5	PBOZZ	65713	66.010.118	GEAR,HELICAL	1
6	XDOZZ	15526	DIN933M8X20	SCREW, CAP, HEX HEAD	3
7	XDOZZ	65713	66.010.404	BOLT, BEARING	1

END OF FIGURE

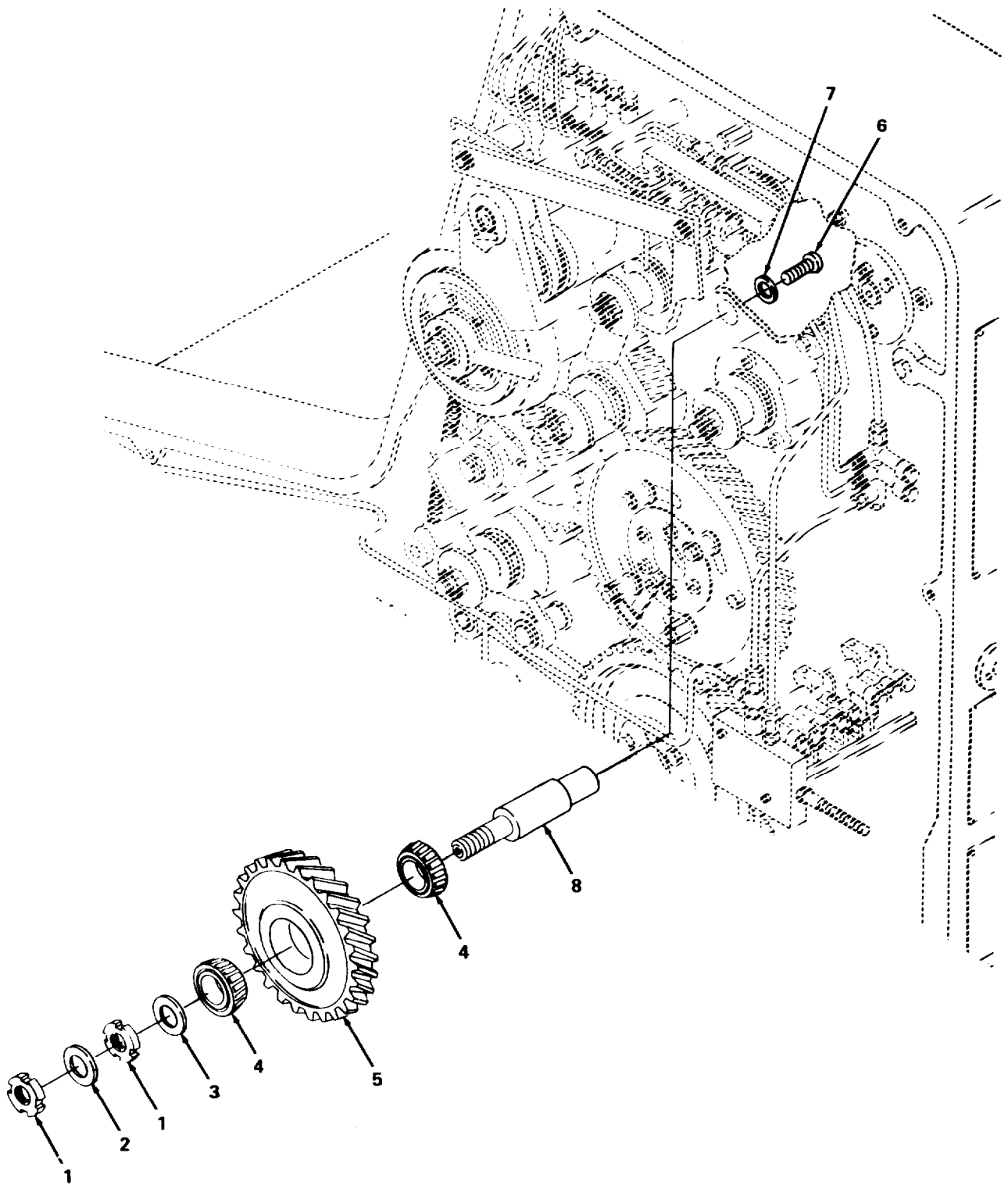
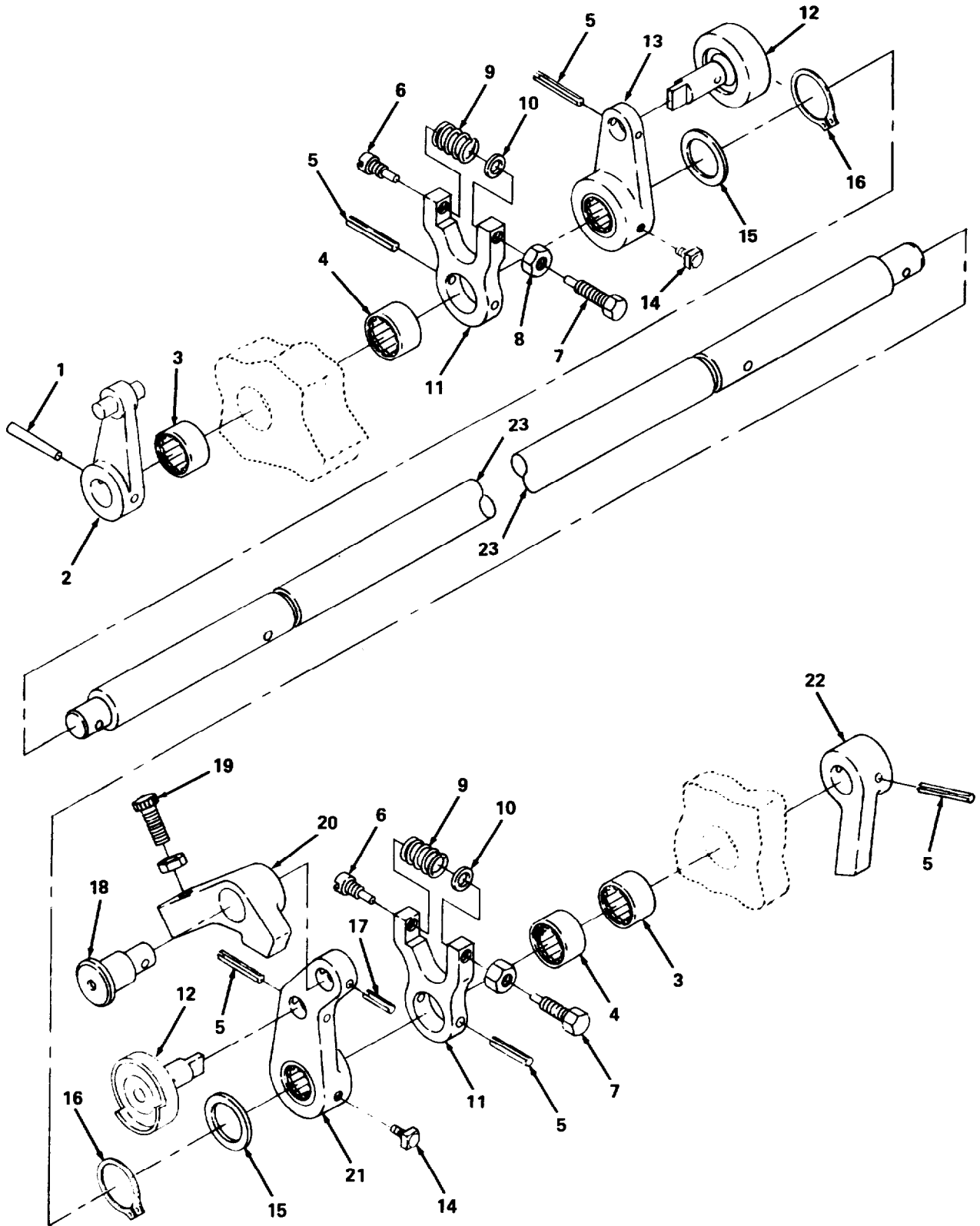


Figure 21. Drive Mechanism, Inking Rollers

SECTION II			TM5-3610-286-20P-1		
(1)	(2)	(3)	(4)	(5)	(6)
ITEM NO	SMR CODE	FSCM	PART NUMBER	DESCRIPTION AND USABLE ON CODES(UOC)	QTY
				GROUP 03 INKING GROUP	
				FIG. 21 DRIVE MECHANISM, INKING ROLLERS	
1	XDOZZ	15526	DIN937M20	NUT, CASTELLATED HEX	2
2	XDOZZ	65713	04.009.031	WASHER	1
3	XDOZZ	65713	66.010.348	WASHER, SPACER	1
4	PAOZZ	15526	DIN720-32007X	BEARING,ROLLER,TAPE	2
5	PBOZZ	65713	66.010.119	GEAR,HELICAL	1
6	XDOZZ	15526	DIN912M10X40	SCREW,CAP,HEX HD	1
7	XDOZZ	15526	DIN125M10	WASHER	1
8	XDOZZ	65713	66.010.121	BOLT, BEARING	1

END OF FIGURE



4714-015

Figure 22. Vibrator Roller Bearing Assembly.

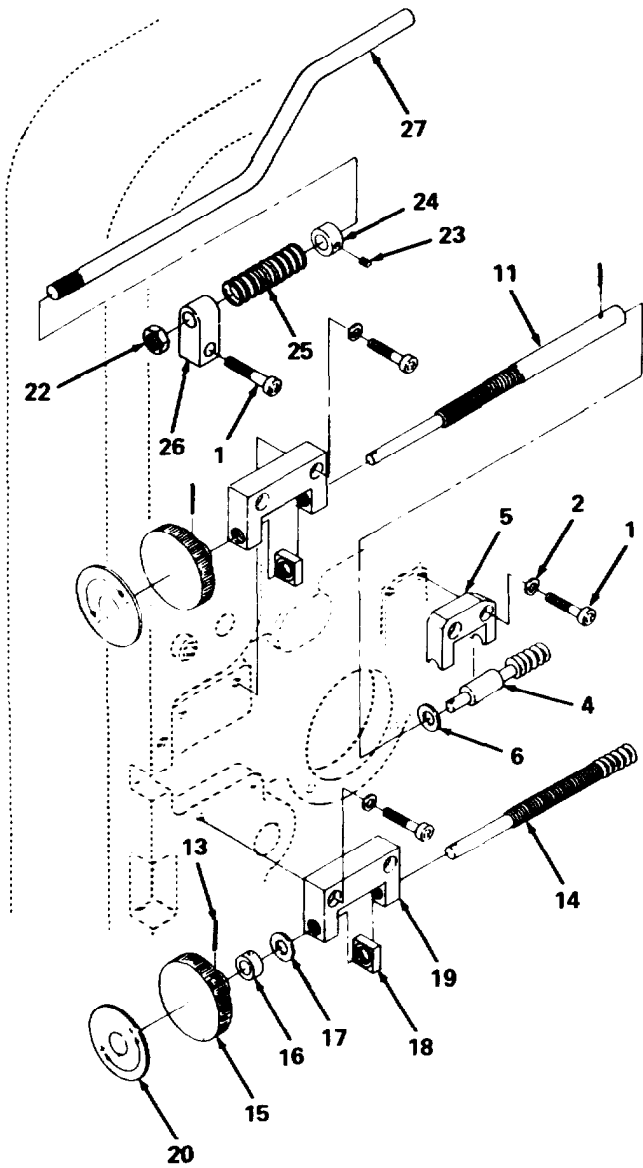


SECTION II			TM5-3610-286-20P-1		(5)	(6)
(1)	(2)	(3)	(4)			
ITEM NO	SMR CODE	FSCM	PART NUMBER	DESCRIPTION AND USABLE ON CODES(UOC)	GROUP 03	INKING GROUP
				FIG. 22	VIBRATOR ROLLER BEARING ASSEMBLY	
1	XDOZZ	15526	1-M4X70	PIN,TAPERED.PLAIN		1
2	XDOZZ	65713	66.010.070	LEVER		1
3	PAOZZ	27737	NK30/30	BEARING,ROLLER,NEED		2
4	PAOZZ	27737	HK3020	BEARING,ROLLER,NEED		2
5	PAOZZ	15526	DIN1481M4X40	PIN, SPRING TENSION		3
6	XDOZZ	65713	66.010.166	SCREW, LOCKING		2
7	XDOZZ	65713	66.010.166	SCREW, LOCKING		2
8	XDOZZ	15526	DIN934M8	NUT, HEX		2
9	PAOZZ	65713	66.010.062	SPRING,HELICAL,COMP		2
10	XDOZZ	65713	66.010.109	WASHER		2
11	XDOZZ	65713	66.010.067	LEVER,FORKED		2
12	XDOZZ	65713	66.010.063	BEARING,VIB RLR JNL		1
13	XDOZZ	65713	66.010.182	LEVER		1
14	XDOZZ	65713	DIN3405BM6GELB	NIPPLE		2
15	XDOZZ	65713	03.010.141	WASHER		2
16	PAOZZ	15526	471-30X1.5	RING,RETAINING		2
17	PAOZZ	15526	DIN1481M4X28	PIN,SPRING		1
18	XDOZZ	65713	66.010.061	PIN		1
19	XDOZZ	15526	DIN653M8X35	SCREW, KNURLED HEAD		1
20	XDOZZ	65713	66.010.165	LATCH.		1
21	XDOZZ	65713	66.010.064	LEVER		1
22	XDOZZ	65713	66.010.088F	CAM,DSENGA		1
23	XDOZZ	65713	66.010.503F	SHAFT,VIB RLR		1

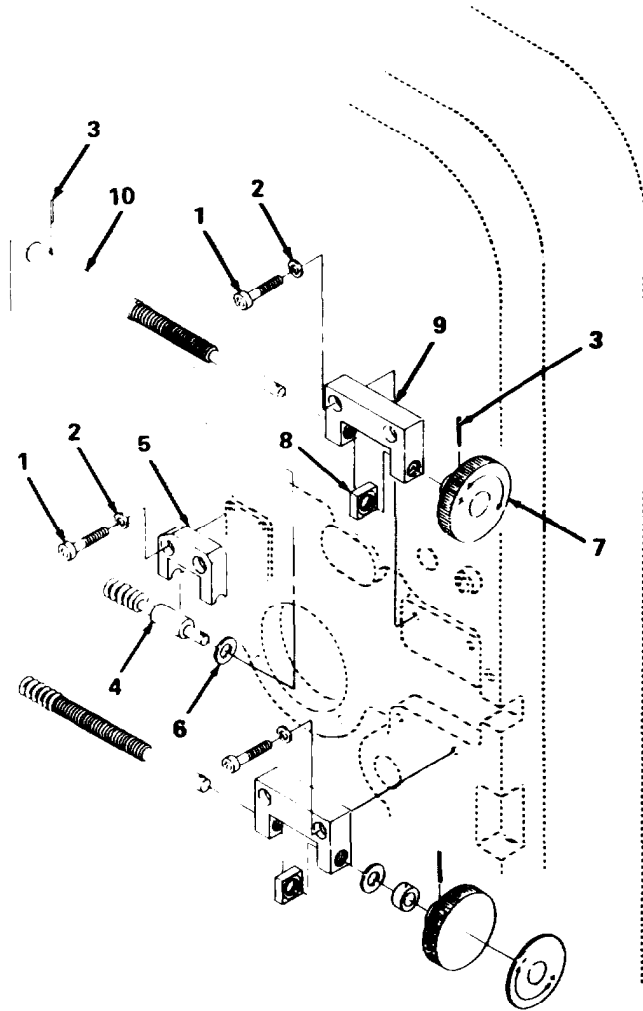
END OF FIGURE

12  
13 THRU 20

21  
22 THRU 27



**INSIDE OF DRIVE SIDE  
LOOKING FROM DELIVERY END**



**INSIDE OF OPERATOR SIDE  
LOOKING FROM DELIVERY END**

4714-016A

Figure 23. Form Roller Adjusters and Feller Rods, Delivery End.

## SECTION II

## TM5-3610-286-20P-1

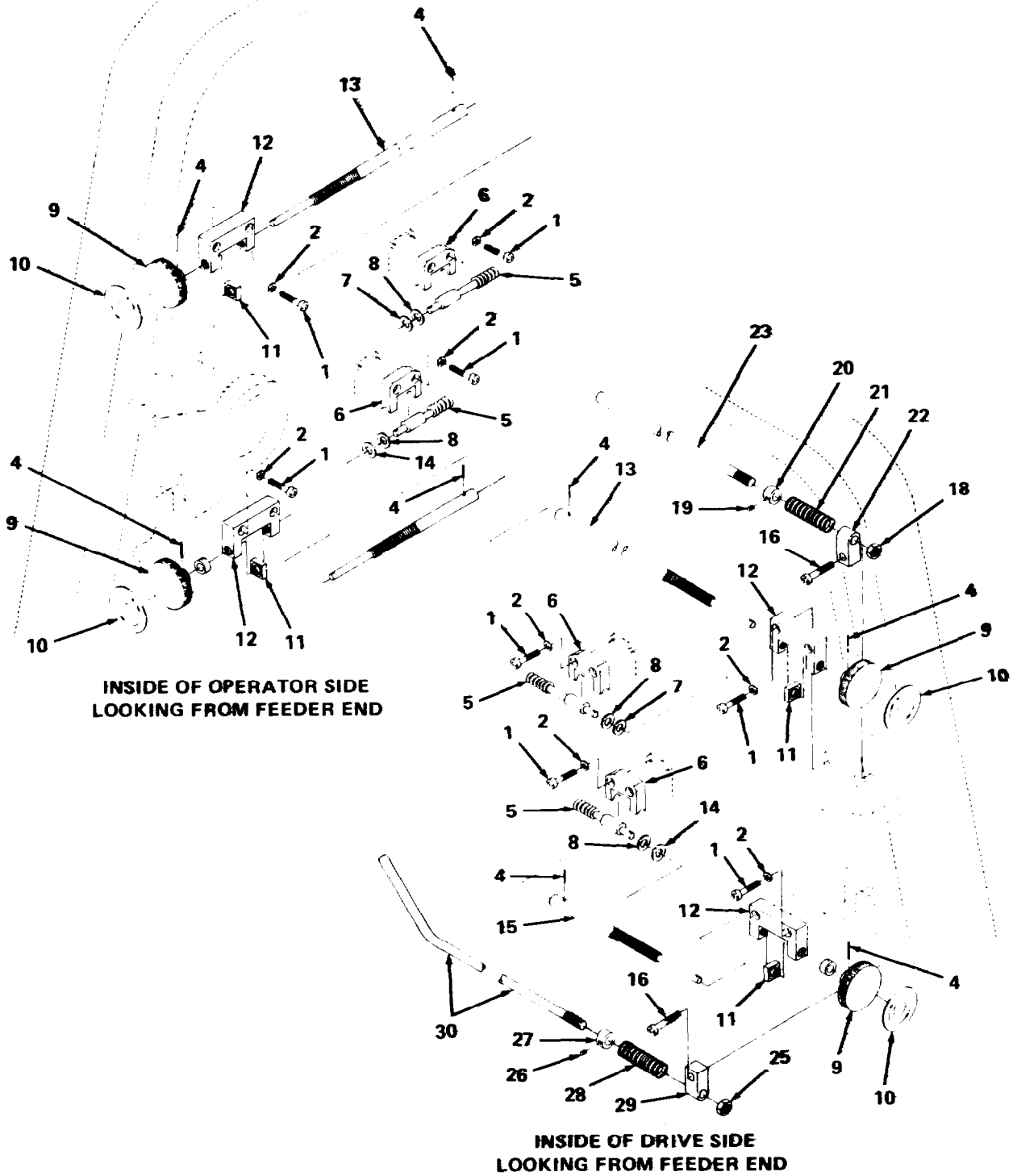
(1) ITEM NO	(2) SMR CODE	(3) FSCM	(4) PART NUMBER	(5) DESCRIPTION AND USABLE ON CODES(UOC)	(6) QTY
GROUP 03 INKING GROUP					
FIG. 23 FORM ROLLER ADJUSTERS AND FELLER RODS, DELIVERY END					
1	XDOZZ	15526	DIN912M6X20	SCREW,CAP,SOCKET HD	9
2	XDOZZ	15526	RIBS6	WASHER, RIBBED	8
3	XDOZZ	15526	DIN1481M2.5X12	PIN, SPRING TENSION	4
4	XDOZZ	65713	66.010.358	GEAR, ADJ WORM	2
5	XDOZZ	65713	03.010.057	HOUSING, WORM GEAR	2
6	XDOZZ	65713	03.010.199	WASHER	2
7	XDOZZ	65713	03.012.066	DISC, KNURLED	2
8	XDOZZ	65713	66.010.356	BLOCK, GUIDE	2
9	XDOZZ	65713	66.010.355	BRACKET,BEARING	2
10	XDOZZ	65713	66.010.359	SHAFT, GUIDE	1
11	XDOZZ	65713	66.010.360	SPINDLE,THREADED	1
12	XD000	65713	66.010.357/K01	GEAR ASSY,ADJ WORM	2
13	PAOZZ	15526	DIN1481M2.5X12	•PIN,SPRING	1
14	XDOZZ	65713	66.010.357	•GEAR, ADJ WORM	1
15	XDOZZ	65713	03.010.066	•DISC, KNURLED	1
16	XDOZZ	65713	01.901.028	•COLLAR, SET	1
17	XDOZZ	15526	137-6	•WASHER, SPRING	1
18	XDOZZ	65713	66.010.356	•BLOCK, GUIDE	1
19	XDOZZ	65713	66.010.355	•BRACKET,BEARING	1
20	XDOZZ	65713	10.466.1229	•PLATE, INDICATOR	1
21	XD000	65713	66.010.3651K01	ROD ASSY, FDR FELR	1
22	XDOZZ	15526	934-6	•NUT, HEX	1
23	PAOZZ	15526	1-1.5X10	•PIN, TAPERED	1
24	XDOZZ	65713	66.010.368	•COLLAR, SET	1
25	PAOZZ	65713	27.013.0238	•SPRING,HELICAL,COMP	1
26	XDOZZ	65713	66.010.363	•GUIDE, SPRING ROD	1
27	XDOZZ	65713	66.010.365	•ROD, ROLLER CONTROL	1

END OF FIGURE

3  
4 THRU 13

17  
18 THRU 23

24  
25 THRU 30



4714-016B

Figure 24. Form Roller Adjusters and Feller Rods, Feeder End.

SECTION II			TM5-3610-286-20P-1			(6)
(1)	(2)	(3)	(4)	(5)		
ITEM NO	SMR CODE	FSCM	PART NUMBER	DESCRIPTION AND USABLE ON CODES(UOC)	QTY	
GROUP 03 INKING GROUP						
FIG. 24 FORM ROLLER ADJUSTERS AND FELLER RODS, FEEDER END						
1	XDOZZ	15526	DIN912M6X20	SCREW,CAP,SOCKET HD	16	
2	XDOZZ	15526	RIBS6	WASHER, RIBBED	16	
3	XDOZZ	65713	66.010.361/K01	SHAFT ASSY, COMPL	2	
4	PAOZZ	15526	DIN1481M2.5X12	•PIN,SPRING	8	
5	XDOZZ	65713	66.010.358	•GEAR, ADJ WORM	4	
6	XDOZZ	65713	03.010.057	•HOUSING, WORM GEAR	4	
7	XDOZZ	15526	DIN137A6	•WASHER, SPRING	2	
8	XDOZZ	15526	DIN125M6	•WASHER, FLAT	4	
9	XDOZZ	65713	03.012.066	•DISC, KNURLED	4	
10	XDOZZ	65713	10.466.2499	•PLATE, INDICATOR	4	
11	XDOZZ	65713	66.010.356	•BLOCK, GUIDE	4	
12	XDOZZ	65713	66.010.355	•BRACKET,BEARING	4	
13	XDOZZ	65713	66.010.361	•SPINDLE,THREADED	2	
14	XDOZZ	65713	03.010.199	WASHER	2	
15	XDOZZ	65713	66.010.360	SPINDLE,THREADED	2	
16	XDOZZ	15526	DIN933M6X20	SCREW, CAP, HEX HEAD	2	
17	XDOOO	65713	66.010.367/K01	ROD ASSY, DLVY FELR	1	
18	XDOZZ	15526	DIN934M6	•NUT, HEX	1	
19	PAOZZ	15526	1-M1.5X24	•PIN, TAPERED	1	
20	XDOZZ	65713	66.010.368	•COLLAR, SET	1	
21	PAOZZ	65713	27.013.023B	•SPRING,HELICAL,COMP	1	
22	XDOZZ	65713	66.010.363	•GUIDE, SPRING ROD	1	
23	XDOZZ	65713	66.010.367	•ROD, ROLLER CONTROL	1	
24	XDOOO	65713	66.010.364/K01	ROD ASSY, FDR FELR	1	
25	XDOZZ	15526	DIN934M6	•NUT,HEX	1	
26	PAOZZ	15526	1-M1.5X24	•PIN,TAPERED,PLAIN	1	
27	XDOZZ	65713	66.010.368	•COLLAR	1	
28	XDOZZ	65713	27.013.023	•SPRING,COMPRESSION	1	
29	XDOZZ	65713	66.010.363	•GUIDE, SPRING ROD	1	
30	XDOZZ	65713	66.010.364	•ROD, ROLLER CONTROL	1	

END OF FIGURE



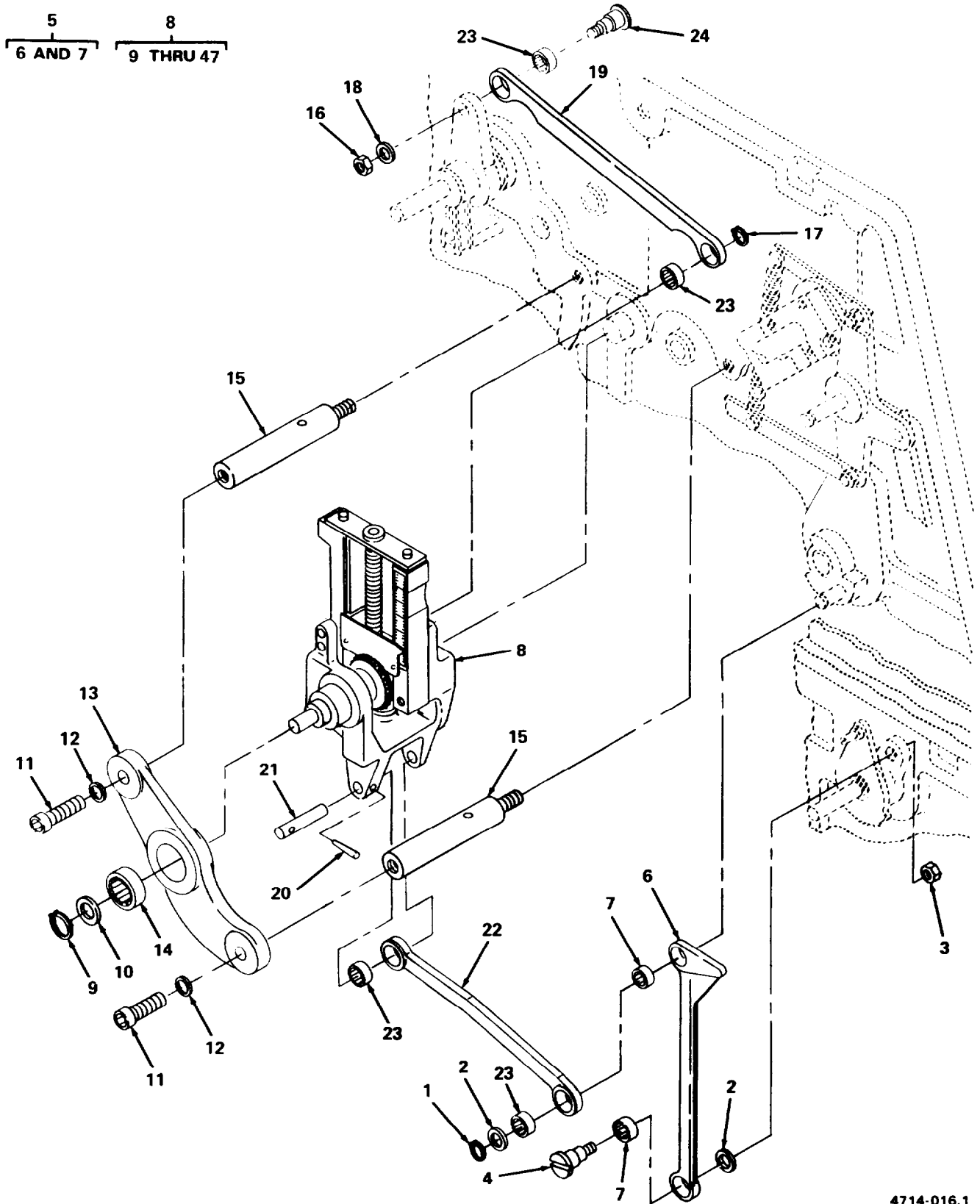
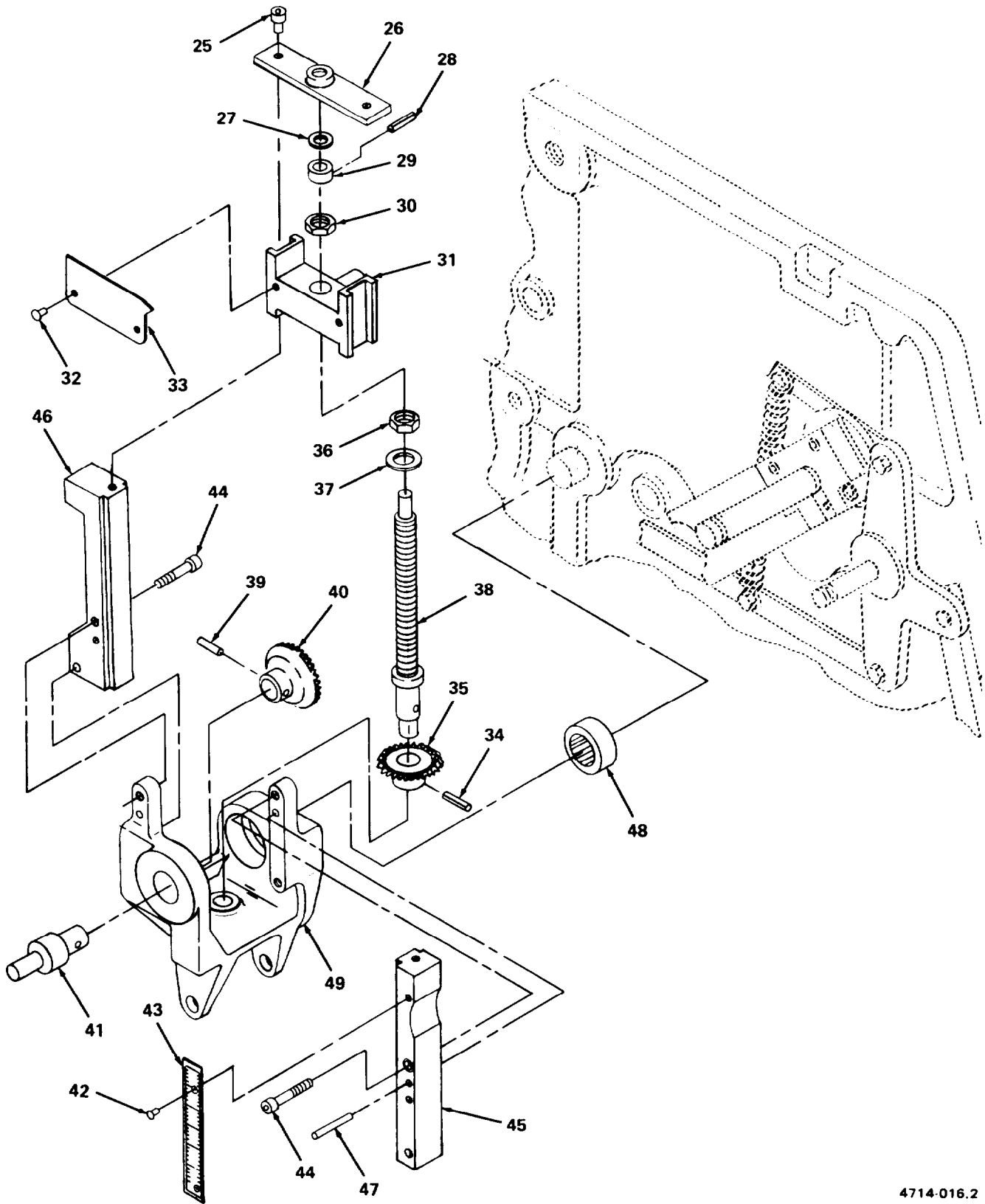


Figure 25. Ductor Roller Swing Mechanism (Sheet 1 of 2).



4714-016.2

Figure 25. Ductor Roller Swing Mechanism (Sheet 2 of 2).



SECTION II			TM5-3610-286-20P-1			
(1)	(2)	(3)	(4)		(5)	(6)
ITEM	SMR	FSCM	PART		DESCRIPTION AND USABLE ON CODES(UOC)	QTY
NO	CODE		NUMBER			
					GROUP 03 INKING GROUP	
					FIG. 25 DUCTOR ROLLER SWING MECHANISM	
1	PAOZZ	15526	DIN471-14X1		RING,RETAINING	1
2	XDOZZ	15526	DIN125MI4		WASHER	2
3	XDOZZ	15526	DIN934PM8		NUT,HEX HD	1
4	XDOZZ	65713	41.030.076		BOLT	1
5	XD000	65713	66.010.372/K02		ROD ASSY, PULL	1
6	XDOZZ	65713	66.010.372		•ROD, PULL	1
7	PAOZZ	27737	HK 1412		•BEARING,ROLLER,NEED	2
8	PB000	65713	66.008.009/K01		PIECE,SWING,PRINTIN	1
9	PAOZZ	15526	DIN471-22X1.2		•RING,RETAINING	1
10	XDOZZ	15526	DIN125H22		•WASHER,FLAT	1
11	XDOZZ	15526	DIN912M8X20		SCREW, CAP, SOCKET HD	2
12	XDOZZ	15526	DIN1278M8		• WASHER, LOCK	2
13	XDOZZ	65713	66.008.014		• PIECE, SUPPORTING	1
14	PAOZZ	65713	00.550.0151		•BEARING,ROLLER,NEED	1
15	XDOZZ	65713	28.008.029		•BOLT, SUPPORTING	2
16	XDOZZ	15526	DIN985M12		•NUT, SELF-LOCKING	1
17	PAOZZ	15526	DIN471-14X1		•RING,RETAINING	2
18	XDOZZ	15526	DIN125M12		•WASHER	1
19	XDOZZ	65713	23.010.021		•ROD, PULL	1
20	XDOZZ	15526	DIN1481M3X25		• PIN, TENSION	1
21	XDOZZ	65713	66.008.010		• PIN	1
22	XDOZZ	65713	66.008.016		•ROD,PULL	1
23	PAOZZ	27737	NK14/16		•BEARING,ROLLER,NEED	4
24	XDOZZ	65713	23.010.064		•BOLT,BEARING	2
25	XDOZZ	15526	DIN912H6X16		•SCREW,CAP,SOCKET HD	2
26	XDOZZ	65713	04.010.099		BEARING	1
27	XDOZZ	65713	04.010.093		•WASHER	1
28	PAOZZ	15526	DIN1481M3X20		•PIN, SPRING TENSION	1
29	XDOZZ	65713	04.010.103		•COLLAR, SET	1
30	XDOZZ	15526	DIN439BH14X1.5		•NUT, HEX	1
31	XDOZZ	65713	04.010.097		•BLOCK, GUIDE	1
32	XDOZZ	65713	00.520.1331		•RIVETS	2
33	XDOZZ	65713	04.010.111		•POINTER	1
34	PAOZZ	15526	DIN1481M3X40		•PIN,SPRING	1
35	PBOZZ	65713	04.010.091		•GEAR,BEVEL	1
36	XDOZZ	15526	DIN439BM14		•NUT, HEX	1
37	XDOZZ	65713	00.580.0330		•WASHER, CUP SPRING	1
38	XDOZZ	65713	04.010.098		•SPINDLE,THREADED	1
39	PAOZZ	15526	DIN1481M3X40		•PIN,SPRING	1
40	PBOZZ	65713	04.010.091		•GEAR,BEVEL	1
41	XDOZZ	65713	28.008.027		•PIN	1
42	XDOZZ	15526	DIN1476H3X6		•RIVET	2
43	XDOZZ	65713	10.004.6399		•PLATE,INDICATOR	1
44	XDOZZ	15526	DIN912M6X35		•SCREW,CAP,SOCKET HD	4
45	XDOZZ	65713	28.008.024		•PIECE, GUIDE	1
46	XDOZZ	65713	28.008.025		•PIECE, GUIDE	1
47	XDOZZ	15526	DIN6325HM5X28		•PIN,DOWEL	2

**SECTION II****TM5-3610-286-20P-1**

(1) ITEM NO	(2) SMR CODE	(3) FSCM	(4) PART NUMBER	(5) DESCRIPTION AND USABLE ON CODES(UOC)	(6) QTY
48	XDOZZ	65713	28.008.030	BUSHING	1
49	XDOZZ	65713	01.011.049	HOUSING,BEARING	1

END OF FIGURE



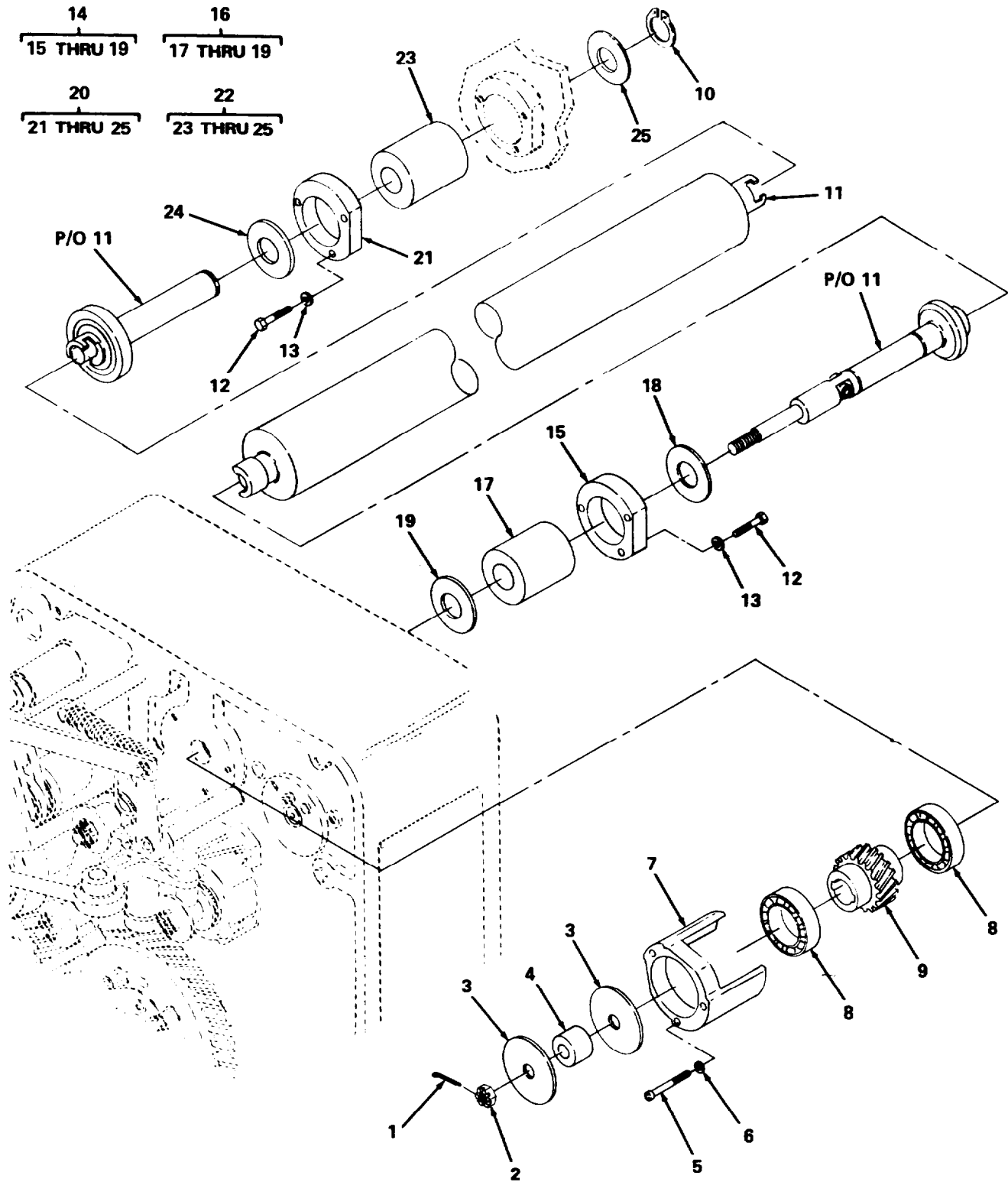


Figure 26. Upper Oscillator Roller and Bearing Assembly.

SECTION II			TM5-3610-286-20P-1			
(1)	(2)	(3)	(4)	(5)	(6)	
ITEM NO	SMR CODE	FSCM	PART NUMBER	DESCRIPTION AND USABLE ON CODES(UOC)	QTY	
				GROUP 03 INKING GROUP		
				FIG. 26 UPPER OSCILLATOR ROLLER AND BEARING ASSEMBLY		
1	PAOZZ	D8286	DIN1481-4X30	PIN,SPRING	1	
2	XDOZZ	15526	DIN935M20	NUT	1	
3	XDOZZ	65713	66.009.020	WASHER	2	
4	PAOZZ	65713	66.009.021	COLLAR,SHAFT	1	
5	XDOZZ	15526	DIN912M8	SCREW,CAP,SOCKET HD	3	
6	XDOZZ	15526	DINRIBS8	WASHER, RIBBED	3	
7	XDOZZ	65713	66.010.010	HOUSING, BEARING	1	
8	PAOZZ	15526	DIN625-6011	BALL,BEARING	2	
9	XDOZZ	65713	66.010.114	GEAR, PINION	1	
10	XDOZZ	15526	DIN5417SP40	RING,RETAINING	1	
11	XDOZZ	65713	66.009.015F/K01	DISTR CYLINDER	1	
12	XDOZZ	15526	DIN912M6X20	SCREW,CAP,SOCKET HD	6	
13	XDOZZ	15526	DINRIBS6	WASHER, RIBBED	6	
14	XDOZZ	65713	66.010.048/K01	BEARING ASSY, FLANGE	2	
15	XDOZZ	65713	66.010.048	•FLANGE DS, BEARING	1	
16	XDOZZ	65713	66.010.019/K01	•BEARING MECH	1	
17	XAOZZ	65713	66.010.019	•• BEARING	1	
18	PAOZZ	27737	G28X37X4	•• GASKET	1	
19	PAOZZ	65713	00.580.0189	•• GASKET	1	
20	XDOZZ	65713	66.010.049/K01	BEARING, ASSY	2	
21	XDOZZ	65713	66.010.049	FLANGE OS, BEARING	1	
22	PBOZZ	65713	66.010.019/K01	BEARING MECH	1	
23	XAOZZ	65713	66.010.019	BEARING	1	
24	PAOZZ	27737	G28X37X4	•• GASKET	1	
25	PAOZZ	65713	00.580.0189	GASKET	1	

END OF FIGURE

4  
7 THRU 10

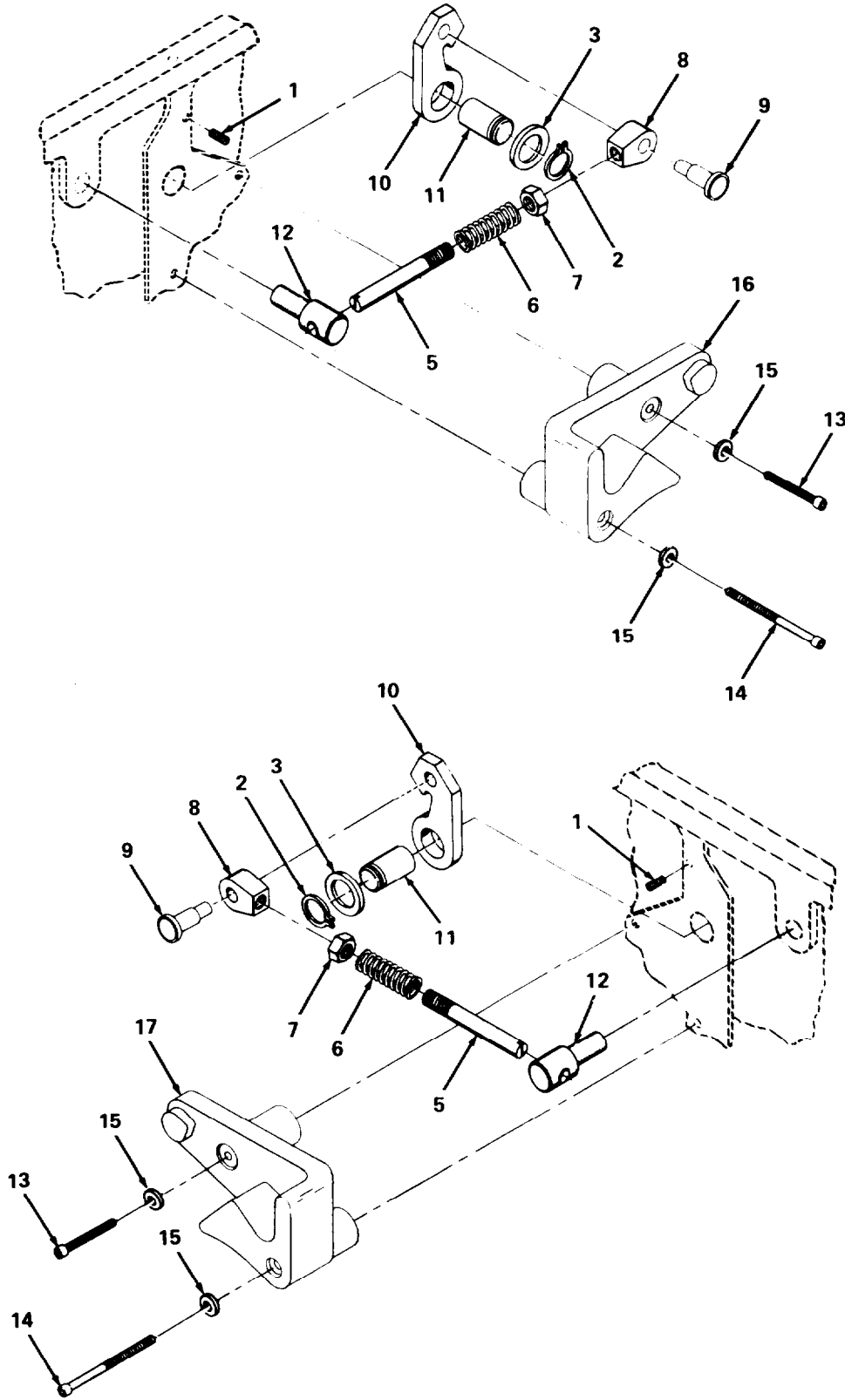
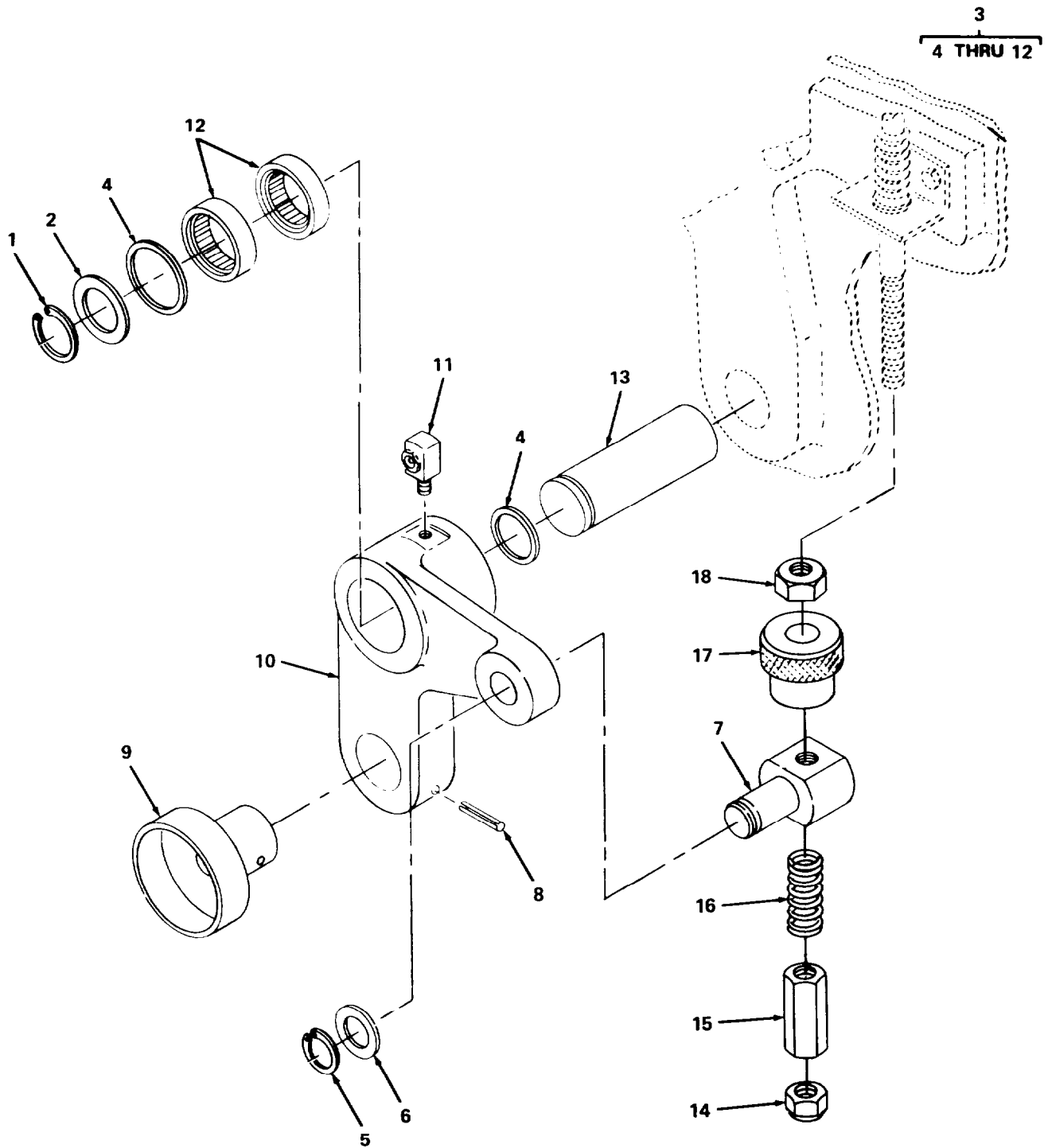


Figure 27. Distributor Roller Latch Assembly.

SECTION II			TM5-3610-286-20P-1		(5)	(6)
(1)	(2)	(3)	(4)			
ITEM	SMR	FSCM	PART	DESCRIPTION AND USABLE ON CODES(UOC)		QTY
NO	CODE		NUMBER			
				GROUP 03 INKING GROUP		
				FIG. 27 DISTRIBUTOR ROLLER LATCH ASSEMBLY		
1	XDOZZ	15526	551-6X6	SETSCREW		2
2	PAOZZ	15526	DIN471-14X1	RING,RETAINING		2
3	XDOZZ	15526	DIN125M14	WASHER		2
4	XDOOO	65713	66.010.007/K03	LATCH		2
5	XAOZZ	65713	24.010.086	•ROD, SPRING		1
6	PAOZZ	65713	24.010.302B	•SPRING,HELICAL,COMP		1
7	XDOZZ	15526	DIN934M6	•NUT, HEX		1
8	XAOZZ	65713	24.010.085	•HEAD, ROD		1
9	XDOZZ	65713	27.023.019	•PIN		1
10	XAOZZ	65713	66.010.007	•LATCH		1
11	XDOZZ	65713	04.016.028	PIN		2
12	XDOZZ	65713	66.010.008	GUIDE, SPRING ROD		2
13	XDOZZ	15526	DIN912M10X55	SCREW,CAP,SOCKET HD		2
14	XDOZZ	15526	DIN912M10X70	SCREW,CAP,SOCKET HD		2
15	XDOZZ	15526	RIBS10	WASHER, RIBBED		4
16	XDOZZ	65713	66.010.005	GUIDE PIECE		1
17	XDOZZ	65713	66.010.006	GUIDE PIECE		1

END OF FIGURE



4714-021.2

Figure 28. D/S Vibrator Roller and Bearing Assembly.



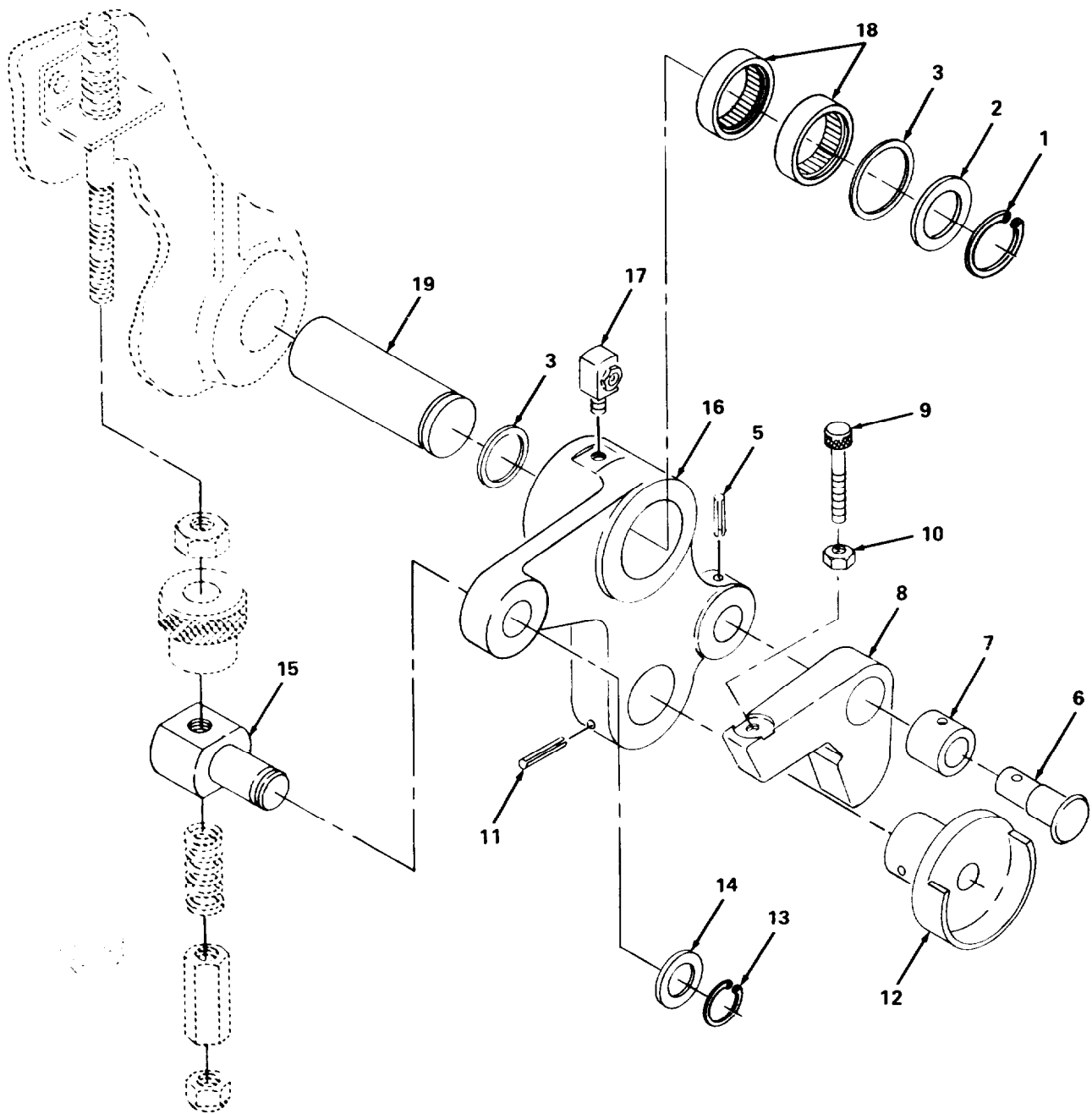
## SECTION II

## TM5-3610-286-20P-1

(1) ITEM NO	(2) SMR CODE	(3) FSCM	(4) PART NUMBER	(5) DESCRIPTION AND USABLE ON CODES(UOC)	(6) QTY
GROUP 04 DAMPENING GROUP					
FIG. 28 D/S VIBRATOR ROLLER AND BEARING ASSEMBLY					
1	PAOZZ	15526	471-30X1.5	RING,RETAINING	1
2	XDOZZ	65713	03.010.144	WASHER, DISC	1
3	PB000	65713	66.010.078/K03	BEARING ASSEMBLY, PR	1
4	PAOZZ	27737	G25X32X4	•SEAL, PLAIN ENCASED	2
5	PAOZZ	15526	DIN471-14X1	•RING,RETAINING	1
6	XDOZZ	65713	04.016.023	•WASHER	1
7	XDOZZ	65713	66.010.046	•PIN	1
8	PAOZZ	15526	DIN1481M4X36	•PIN, SPRING	1
9	XDOZZ	65713	66.010.187	•BOX, VIBRATOR RLR	1
10	XAOZZ	65713	66.010.078	•LEVER, VIBRATOR RLR	1
11	XDOZZ	65713	00.600.0131	• NIPPLE, GREASE	2
12	PAOZZ	27737	HK2520	•BEARING, ROLLER, NEED	2
13	XDOZZ	65713	66.010.083	PIN	1
14	XDOZZ	15526	DIN985H10	NUT, HEX HD, SELF-LOC	1
15	XDOZZ	65713	66.010.044	NUT, HEX	1
16	XDOZZ	65713	66.010.062	SPRING, HELICAL, COMP	1
17	XDOZZ	65713	66.010.045	NUT,KNURLED	1
18	XDOZZ	15526	DIN934M10	NUT, HEX	1

END OF FIGURE

4  
5 THRU 18



4714-021.1

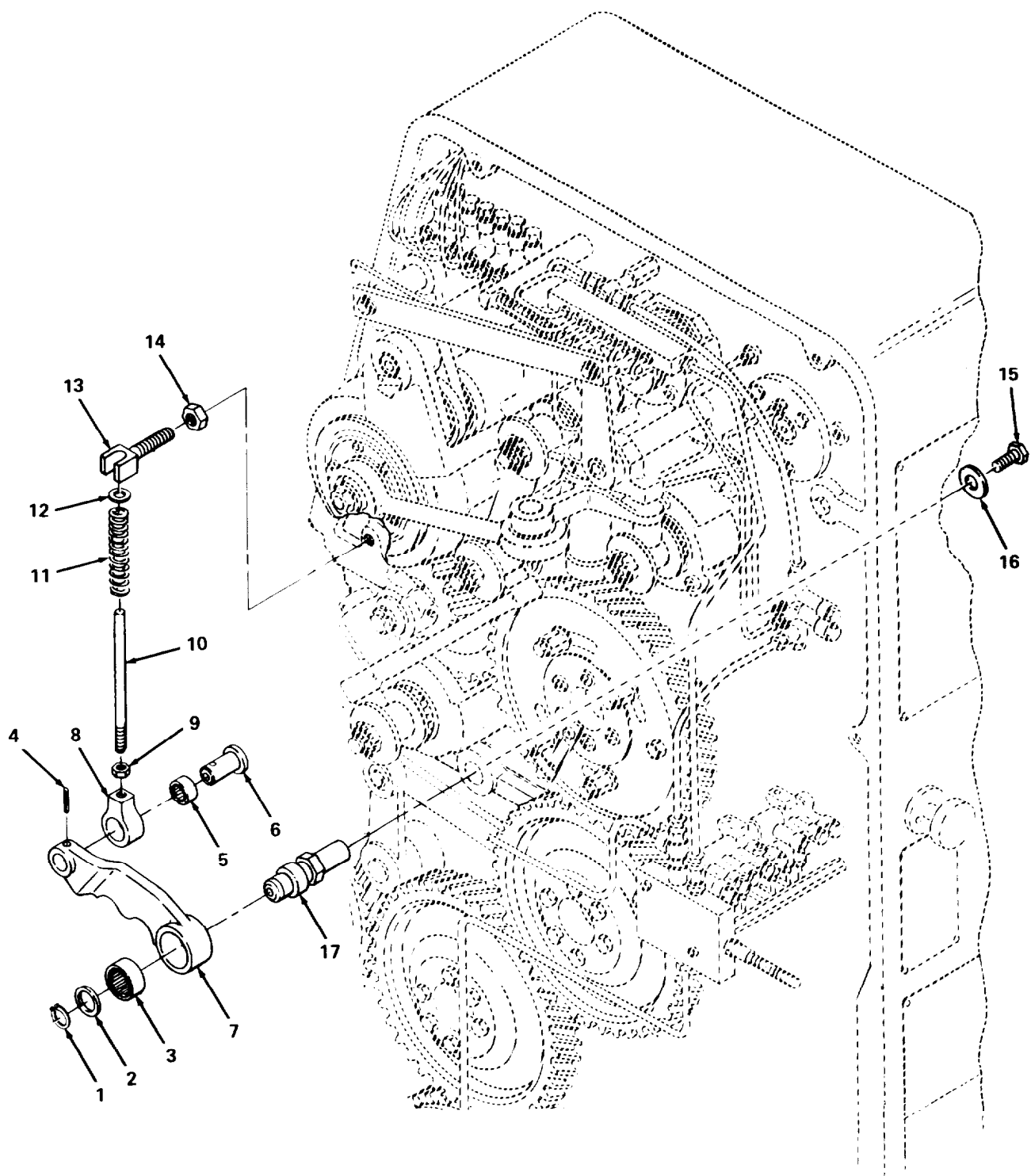
Figure 29. O/S Vibrator Roller and Bearing Assembly.

**SECTION II**

**TM5-3610-286-20P-1**

(1) ITEM NO	(2) SMR CODE	(3) FSCM	(4) PART NUMBER	(5) DESCRIPTION AND USABLE ON CODES(UOC)	(6) QTY
GROUP 04 DAMPENING GROUP					
FIG. 29 O/S VIBRATOR ROLLER AND BEARING ASSEMBLY					
1	XDOZZ	15526	471-30X1.5	RING,RETAINING	1
2	XDOZZ	65713	03.010.144	WASHER,DISC	1
3	PAOZZ	27737	G25X32X4	SEAL, PLAIN ENCASED	2
4	PB000	65713	66.010.080/K03	BEARING ASSEMBLY, PR	1
5	PAOZZ	15526	DIN1481-4X26	•PIN,SPRING	1
6	XDOZZ	65713	66.010.061	PIN	1
7	XDOZZ	65713	DIN1494 14BM16X2	•BUSHING, LUB FREE	1
8	XAOZZ	65713	66.010.165	LATCH	1
9	XDOZZ	65713	66.010.166	•SCREW,KNURLED	1
10	XDOZZ	15526	DIN934M8	•NUT, HEX	1
11	PAOZZ	15526	DIN1481M4X36	•PIN,SPRING	1
12	XDOZZ	65713	66.010.087	•BOX, VIBRATOR RLR	1
13	PAOZZ	15526	DIN471-14X1	RING,RETAINING	1
14	XDOZZ	65713	04.016.023	•WASHER	1
15	XDOZZ	65713	66.010.046	•PIN	1
16	XAOZZ	65713	66.010.080	•LEVER, VIBRATOR RLR	1
17	XDOZZ	65713	00.600.0131	•NIPPLE, GREASE	1
18	PAOZZ	27737	HK2520	•BEARING, ROLLER, NEED	2
19	XDOZZ	65713	66.010.083	PIN	1

END OF FIGURE



4714-051

Figure 30. Engaging Lever Assembly.

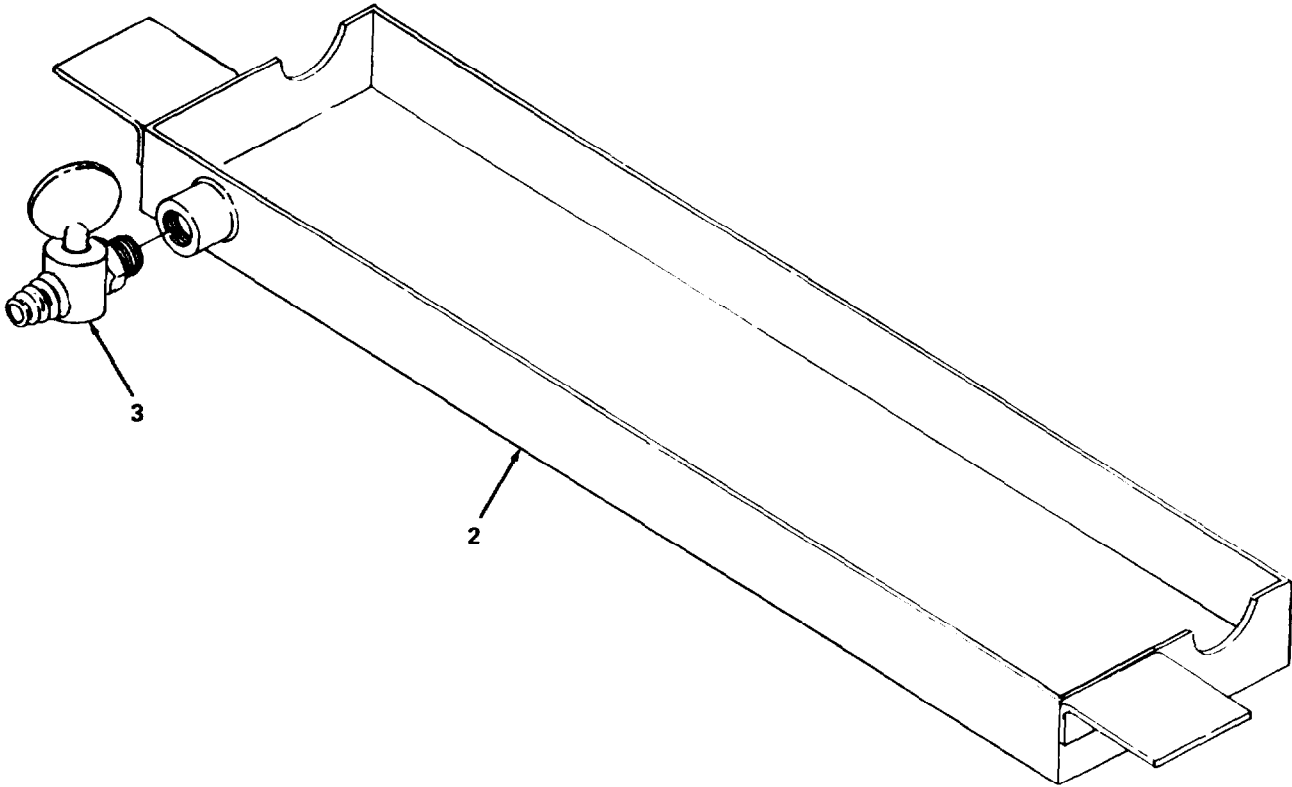
## SECTION II

TM5-3610-286-20P-1

(1) ITEM NO	(2) SMR CODE	(3) FSCM	(4) PART NUMBER	(5) DESCRIPTION AND USABLE ON CODES(UOC)	(6) QTY
GROUP 04 DAMPENING GROUP					
FIG. 30 ENGAGING LEVER ASSEMBLY					
1	PAOZZ	15526	471-18	RING,RETAINING	1
2	XDOZZ	65713	04.020.055	WASHER, SPACER	1
3	PAOZZ	27737	HK2016	BEARING,ROLLER,NEED	1
4	PAOZZ	D8286	DIN1481-4X30	PIN,SPRING	1
5	XDOZZ	65713	00.550.0005	BEARING, SLEEVE	1
6	XDOZZ	65713	27.010.077	PIN	1
7	XDOZZ	65713	66.012.093	LEVER	1
8	XDOZZ	65713	27.010.074	HEAD, ROD	1
9	XDOZZ	15526	DIN934M8	NUT, HEX	1
10	XDOZZ	65713	66.012.125	ROD, SPRING	1
11	PBOZZ	65713	66.012.106	SPRING, SPIRAL, TORSI	1
12	XDOZZ	15526	DIN125M8	WASHER	1
13	XDOZZ	65713	66.012.107	BLOCK	1
14	XDOZZ	15526	DIN934M12	NUT, HEX	1
15	XDOZZ	15526	DIN933M10X20	SCREW, CAP, HEX HEAD	1
16	XDOZZ	15526	DIN125M11	WASHER, FLAT	1
17	XDOZZ	65713	86.012.117	STUD	1

END OF FIGURE

2 AND 3

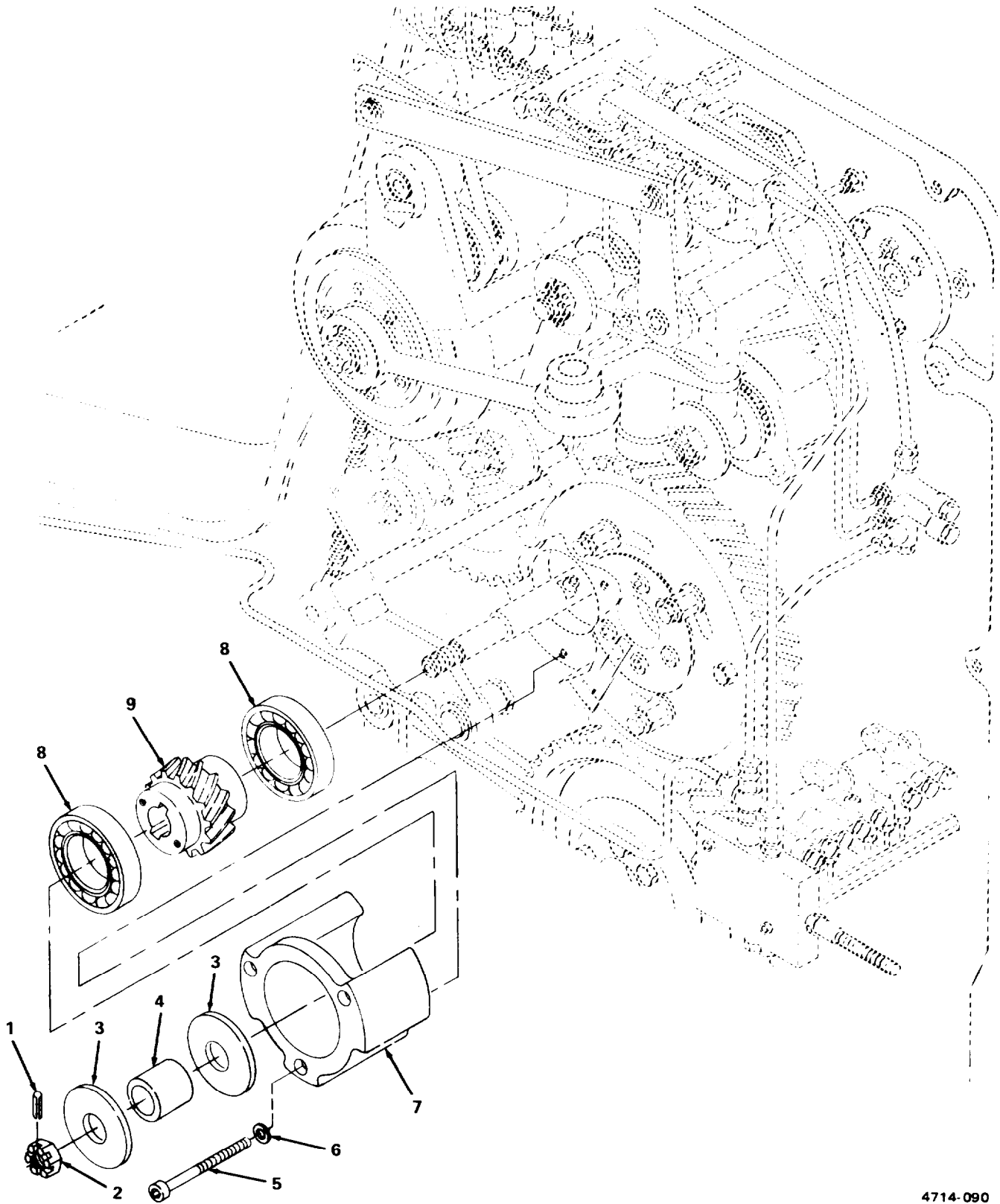


4714-025

Figure 31. Dampening Fountain Assembly.

**SECTION II****TM5-3610-286-20P-1**

(1) ITEM NO	(2) SMR CODE	(3) FSCM	(4) PART NUMBER	(5) DESCRIPTION AND USABLE ON CODES(UOC)	(6) QTY
				GROUP 04 DAMPENING GROUP	
				FIG. 31 DAMPENING FOUNTAIN ASSEMBLY	
1	XD000	65713	86.030.361S/K01	FOUNTAIN ASSY, DPNG DAMPENING	1
2	XDOZZ	65713	86.030.361S	•FOUNTAIN, DPG	1
3	XDOZZ	65713	66.030.066	• DRAIN, VALVE	1



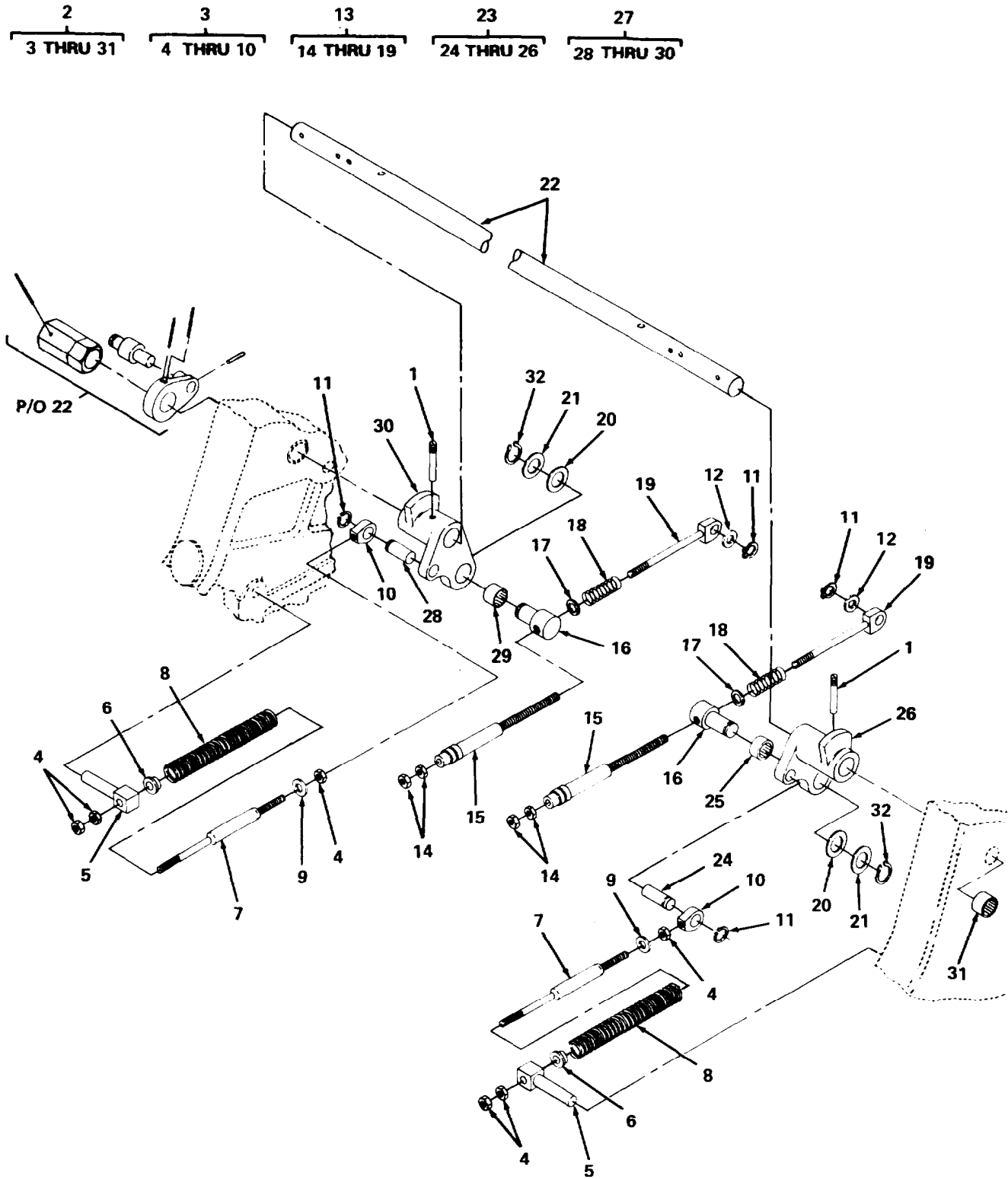
4714-090

Figure 32. Dampening Oscillator Bearing Assembly.



SECTION II			TM5-3610-286-20P-1		
(1)	(2)	(3)	(4)	(5)	(6)
ITEM NO	SMR CODE	FSCM	PART NUMBER	DESCRIPTION AND USABLE ON CODES(UOC)	QTY
GROUP 04 DAMPENING GROUP					
FIG. 32 DAMPENING OSCILLATOR BEARING ASSEMBLY					
1	PAOZZ	15526	DIN1481M4X28	PIN,SPRING	1
2	PAOZZ	15526	DIN979M20X1.5	NUT, CASTELLATED	1
3	XDOZZ	65713	66.009.020	WASHER	1
4	XDOZZ	65713	66.009.021	COLLAR	1
5	XDOZZ	15526	DIN912M8X72	SCREW,CAP, SOCKET HD	3
6	XDOZZ	15526	RIBS8	WASHER, RIBBED	3
7	XDOZZ	65713	66.010.010	HOUSING, BEARING	1
8	PAOZZ	15526	DIN625-6011	BALL, BEARING	2
9	PBOZZ	65713	66.010.114	GEAR, PINION	1

END OF FIGURE

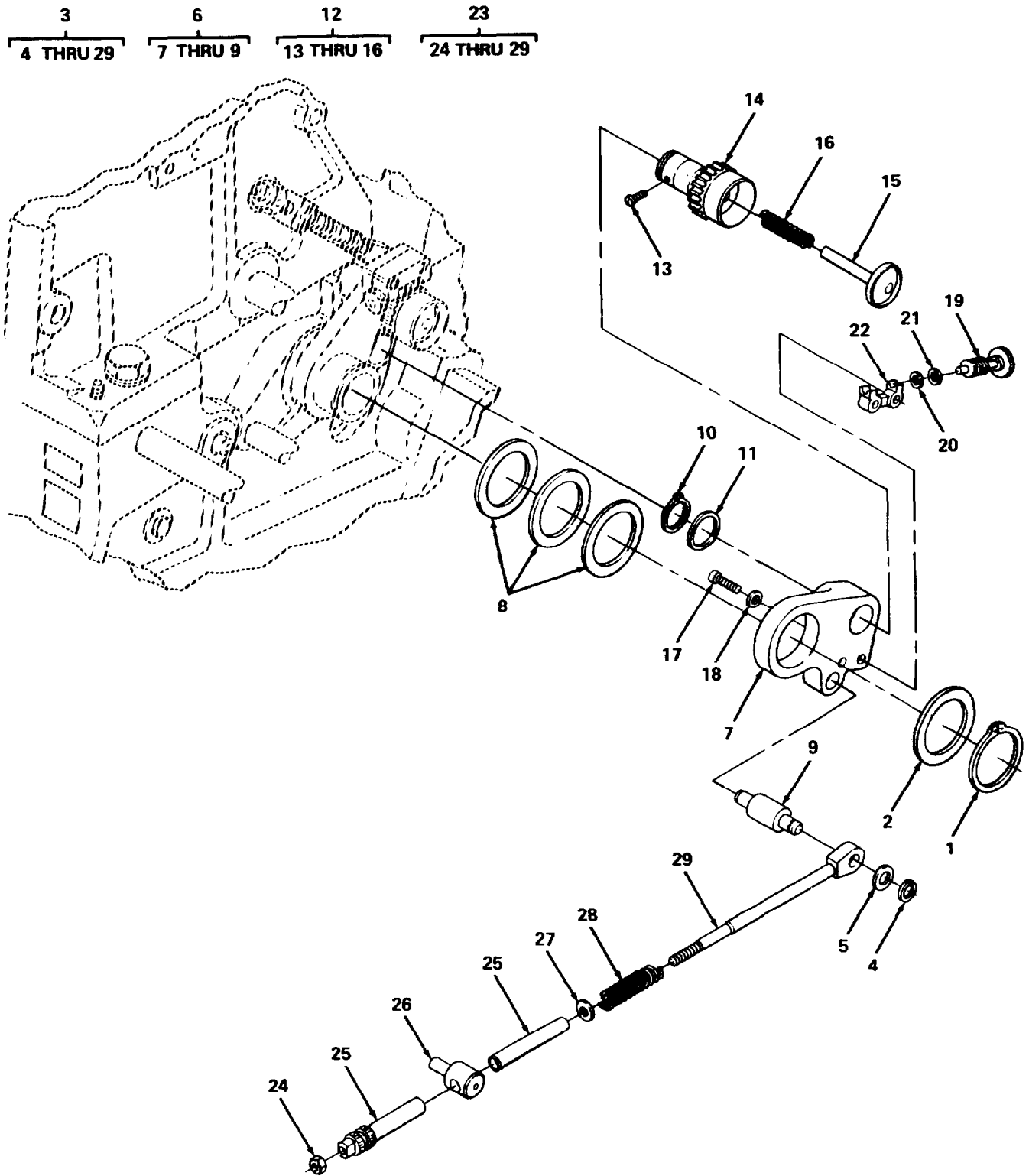


4714-024

Figure 33. Disengaging Shaft Assembly.

SECTION II			TM5-3610-286-20P-1			
(1)	(2)	(3)	(4)	(5)	(6)	
ITEM NO	SMR CODE	FSCM	PART NUMBER	DESCRIPTION AND USABLE ON CODES(UOC)	QTY	
GROUP 04 DAMPENING GROUP						
FIG. 33 DISENGAGING SHAFT ASSEMBLY						
1	PAOZZ	15526	1-M6X120	PIN,TAPERED,PLAIN	2	
2	XDO00	65713	66.030.201F/K01	SHAFT ASSY, DSENGA	1	
3	XDO00	65713	66.030.017/K01	•ROD MECH, SPRING	2	
4	XDOZZ	15526	DIN934M8X1.25	NUT, HEX	6	
5	XDOZZ	65713	66.030.020	•GUIDE, SPRING ROD	1	
6	XDOZZ	65713	66.030.029	•• WASHER	2	
7	XDOZZ	65713	66.030.017	•• ROD, SPRING	1	
8	PAOZZ	65713	66.030.058	•• SPRING,HELICAL,COMP	2	
9	XDOZZ	65713	03.013.083	••WASHER	1	
10	XDOZZ	65713	03.010.071	•• HEAD, ROD	1	
11	PAOZZ	D8286	12XIDIN471	•RING, RETAINING	4	
12	XDOZZ	65713	44.010.530	•WASHER	2	
13	XDO00	65713	66.030.015/K01	• ROD MECH, SPRING	2	
14	XDOZZ	15526	DIN439BM8X1.25	•• NUT, HEX	2	
15	XDOZZ	65713	66.030.019	•• SCREW, ADJUSTING	1	
16	XDOZZ	65713	66.030.016	•• GUIDE, SPRING ROD	1	
17	XDOZZ	65713	03.010.199	•• WASHER	1	
18	PAOZZ	65713	01.001.009	•• SPRING,HELICAL,COMP	1	
19	XDOZZ	65713	66.030.015	•• ROD, SPRING	1	
20	XDOZZ	65713	04.010.075	•WASHER	2	
21	XDOZZ	65713	01.002.077	• WASHER, SPACER	2	
22	XDOZZ	65713	66.030.201F	•SHAFT	1	
23	XDO00	65713	66.030.042/K01	• CAM MECH DS, DSENGA	1	
24	XDOZZ	65713	66.030.056	•• PIN	1	
25	PAOZZ	27737	HK1512	•• BEARING, ROLLER, NEED	2	
26	XDOZZ	65713	66.030.042	••CAM	1	
27	XDOZZ	65713	66.030.043/K01	• CAM MECH OS, DSENGA	1	
28	XDOZZ	65713	66.030.056	•• PIN	1	
29	PAOZZ	27737	HK1512	•• BEARING, ROLLER, NEED	1	
30	XDOZZ	65713	66.030.043	CAM	1	
31	XDOZZ	65713	00.550.034	BUSHING, NEEDLE	1	
32	XDOZZ	15526	471-16	RING, RETAINING	2	

END OF FIGURE



4714-056.1

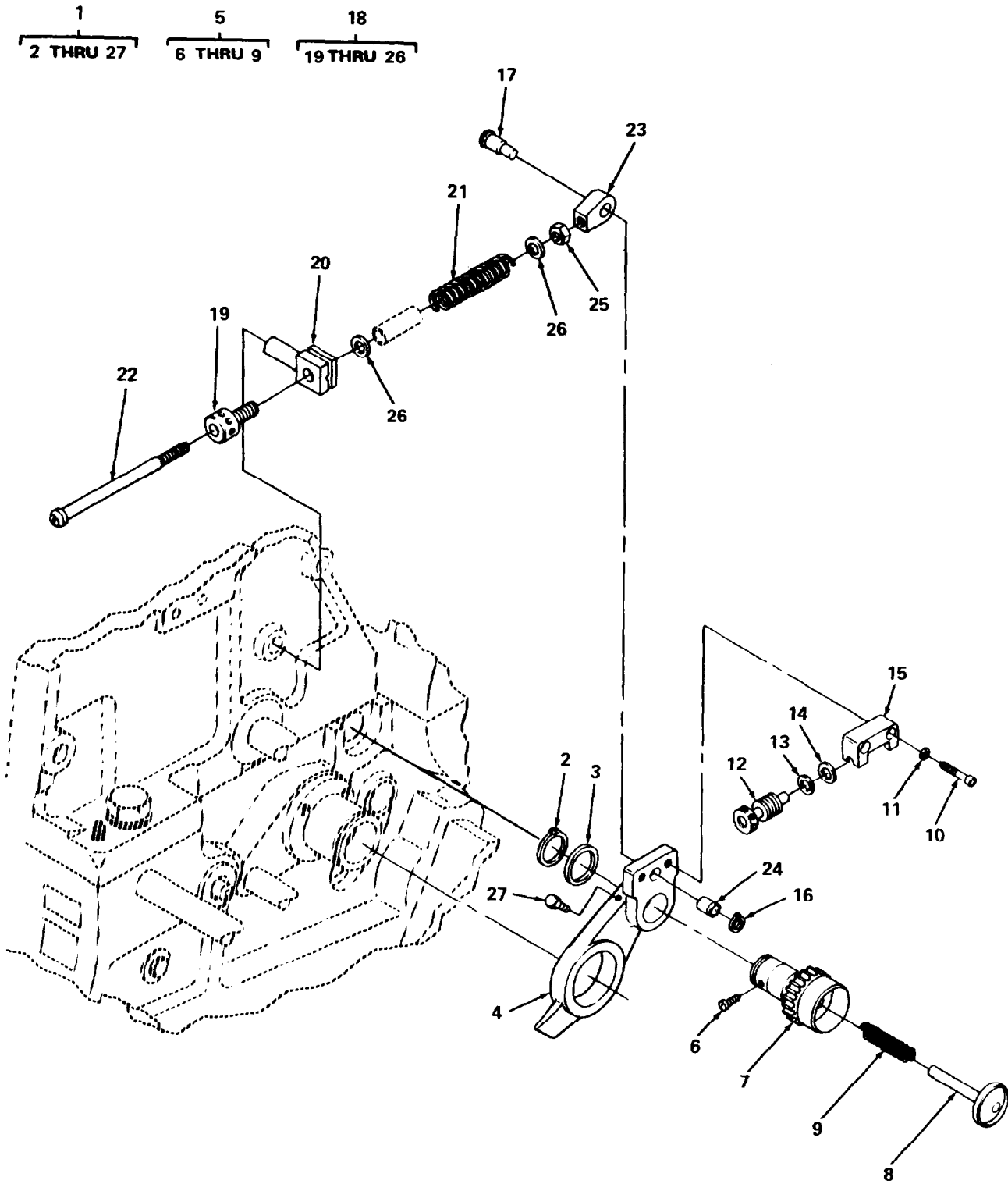
Figure 34. Lower Swivel Lever Assembly O/S.

## SECTION II

## TM5-3610-286-20P-1

(1) ITEM NO	(2) SMR CODE	(3) FSCM	(4) PART NUMBER	(5) DESCRIPTION AND USABLE ON CODES(UOC)	(6) QTY
GROUP 04 DAMPENING GROUP					
FIG. 34 LOWER SWIVEL LEVER ASSEMBLY O/S					
1	PAOZZ	15526	471-52	RING,RETAINING	1
2	XDOZZ	65713	66.030.009	WASHER, SPACER	1
3	PB000	65713	66.030.004/K01	LEVER ASSEMBLY, SWIT	1
4	PAOZZ	D8286	12X1DIN471	•RING,RETAINING	1
5	XDOZZ	65713	44.010.530	•WASHER	1
6	XD000	65713	66.030.004/K02	LEVER MECH, LWR SWVL	1
7	XAOZZ	65713	66.030.004	• LEVER, LWR SWIVELING	1
8	PAOZZ	65713	66.030.021	•• SHIM	V
9	XDOZZ	65713	66.030.046	•• PIN	1
10	XDOZZ	15526	DIN471-25X1.2	• RING, RETAINING	2
11	XDOZZ	15526	DIN1440M25	• WASHER, FLAT	1
12	XD000	65713	66.030.011/K01	• FLANGE MECH, BEARING	1
13	XDOZZ	15526	DIN427M4X12	•• SETSCREW	1
14	PAOZZ	65713	66.030.011	•• BEARING,ROLLER,JOUR	1
15	XDOZZ	65713	66.030.012F	•• STOP	1
16	PAOZZ	65713	05.019.084	•• SPRING,HELICAL,COMP	1
17	XDOZZ	15526	DIN912M6X20	• SCREW,CAP,SOCKET HD	2
18	XDOZZ	15526	DINSN260S6	•WASHER, SAFETY	1
19	XDOZZ	65713	03.010.056F	• GEAR, ADJUSTING WORM	1
20	XDOZZ	65713	04.010.075	• WASHER	1
21	XDOZZ	15526	DINI25M8	• WASHER, FLAT	1
22	XDOZZ	65713	23.010.215	• HOUSING, WORM GEAR	1
23	XD000	65713	66.030.015/K01	• ROD MECH, SPRING	1
24	XDOZZ	15526	DIN439BM8X1.25	•• NUT, HEX	2
25	XDOZZ	65713	66.030.019	•• SCREW, ADJUSTING	1
26	XDOZZ	65713	66.030.016	•• GUIDE, SPRING ROD	1
27	XDOZZ	65713	03.010.199	•• WASHER	1
28	PAOZZ	65713	01.001.009	•• SPRING, HELICAL, COMP	1
29	XDOZZ	65713	66.030.015	•• ROD, SPRING	1

END OF FIGURE



4714-056.2

Figure 35. Upper Swivel Lever Assembly O/S.

## SECTION II

## TM5-3610-286-20P-1

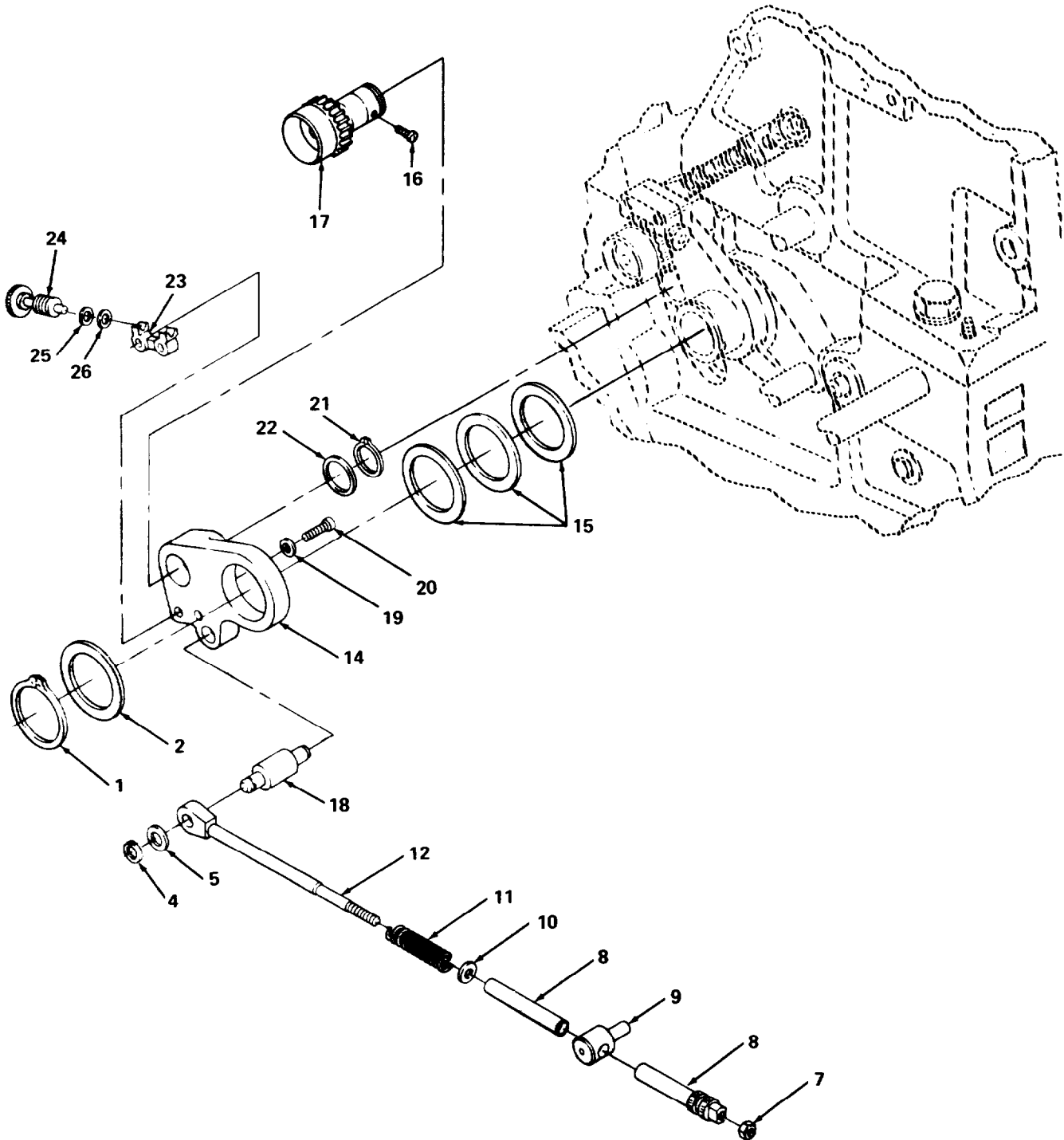
(1) ITEM NO	(2) SMR CODE	(3) FSCM	(4) PART NUMBER	(5) DESCRIPTION AND USABLE ON CODES(UOC)	(6) QTY
GROUP 04 DAMPENING GROUP					
FIG. 35 UPPER SWIVEL LEVER ASSEMBLY O/S					
1	PB000	65713	66.030.005/K01	LEVER ASSEMBLY, SWIT	1
2	XDOZZ	15526	DIN471-25X1.2	RING,RETAINING	1
3	XDOZZ	15526	DIN6916M25	• WASHER, SAFETY	1
4	XAOZZ	65713	66.030.005	• LEVER, UPR SWIVELING	1
5	XD000	65713	66.030.007/K01	• BEARING MECH, DPG	1
6	XDOZZ	15526	DIN427M4X12	• • SETSCREW	1
7	PAOZZ	65713	66.030.007	• •BEARING, ROLLER, CYLI	1
8	XDOZZ	65713	66.030.012F	• •STO P	1
9	PAOZZ	65713	05.019.084	• •SPRING,HELICAL,COMP	1
10	XDOZZ	15526	DIN912M6X20	• SCREW,CAP,SOCKET HD	2
11	XDOZZ	15526	RIBS6	• WASHER, SAFETY	2
12	XDOZZ	65713	03.010.056F	•GEAR, ADJUSTING WORM	1
13	XDOZZ	65713	04.010.075	•WASHER	1
14	XDOZZ	15526	DIN125M8	•WASHER, FLAT	2
15	XDOZZ	65713	03.010.057	•HOUSING, WORM GEAR	1
16	PAOZZ	D8286	12XIDIN471	•RING,RETAINING	1
17	XDOZZ	65713	23.010.301	•PIN	1
18	XD000	65713	66.030.018/K01	• ROD MECH, SPRING	1
19	XDOZZ	65713	66.030.033	• •SCREW, ADJUSTING	1
20	XDOZZ	65713	66.010.022	• •GUIDE, SPRING ROD	1
21	PAOZZ	65713	66.030.030	• •SPRING,HELICAL,COMP	1
22	XDOZZ	65713	66.030.018	• •ROD, SPRING	1
23	XDOZZ	65713	03.010.071	• •HEAD, ROD	1
24	XDOZZ	65713	66.030.023	• • BUSHING	1
25	XDOZZ	15526	DIN934M8	• •NUT, HEX	1
26	XDOZZ	15526	DIN125M8	• •WASHER,FLAT	2
27	XDOZZ	65713	DIN3405BM6	•FITTING, BLUE GREASE	1

END OF FIGURE

3  
4 THRU 26

6  
7 THRU 12

13  
14 THRU 18



4714-056.3

Figure 36. Lower Swivel Lever Assembly D/S.

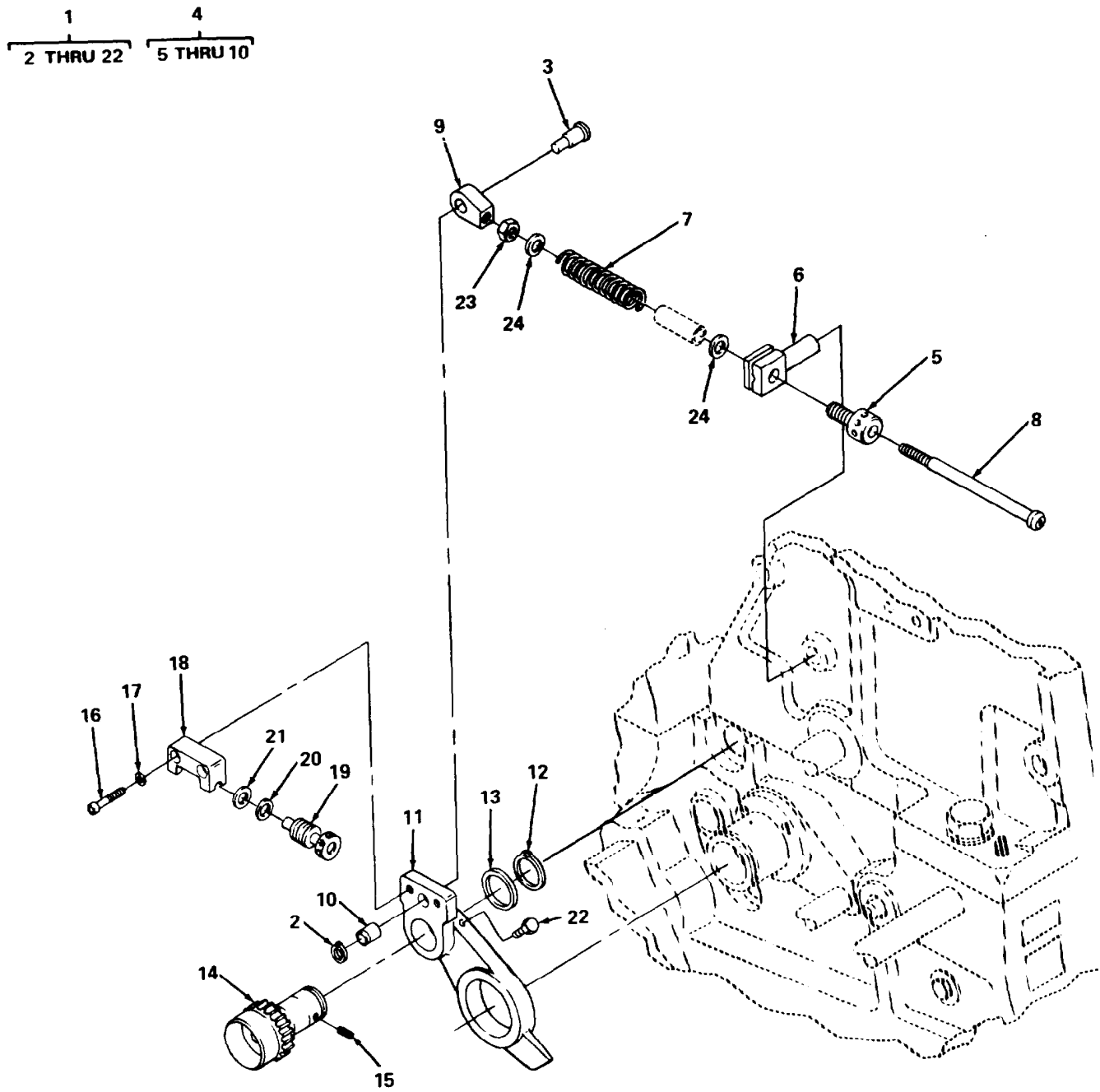


## SECTION II

## TM5-3610-286-20P-1

(1) ITEM NO	(2) SMR CODE	(3) FSCM	(4) PART NUMBER	(5) DESCRIPTION AND USABLE ON CODES(UOC)	(6) QTY
GROUP 04 DAMPENING GROUP					
FIG. 36 LOWER SWIVEL LEVER ASSEMBLY D/S					
1	PAOZZ	15526	471-52	RING,RETAINING	1
2	XDOZZ	65713	66.030.009	WASHER, SPACER	1
3	PB000	65713	66.030.002/K01	LEVER ASSEMBLY, SWIT	1
4	PAOZZ	D8286	12XIDIN471	•RING,RETAINING	2
5	XDOZZ	15526	DIN125M12	•WASHER, FLAT	2
6	XD000	65713	66.030.015/K01	• ROD MECH, SPRING	1
7	XDOZZ	15526	DIN439BM8X25	•• NUT, HEX	2
8	XDOZZ	65713	66.030.019	•• SCREW, ADJUSTING	1
9	XDOZZ	65713	66.030.016	•• GUIDE, SPRING ROD	1
10	XDOZZ	65713	03.010.199	•• WASHER	1
11	PAOZZ	65713	01.001.009	•• SPRING,HELICAL,COMP	1
12	XDOZZ	65713	66.030.015	•• ROD, SPRING	1
13	XD000	65713	66.030.002/K02	•LEVER MECH, LWR SWVL	1
14	XDOZZ	65713	66.030.002	•• LEVER, LWR SWIVELING	1
15	XDOZZ	65713	66.030.021	•• SHIM	3
16	XDOZZ	15526	DIN551M6X8	•• SETSCREW	1
17	PAOZZ	65713	66.030.010	•• BEARING, ROLLER, JOUR	1
18	XDOZZ	65713	66.030.046	•• PIN	1
19	XDOZZ	15526	RIBS6	• WASHER, SAFETY	2
20	XDOZZ	15526	DIN912M6X20	•SCREW,CAP,SOCKET HD	2
21	XDOZZ	15526	DIN471-25X1.2	•RING,RETAINING	1
22	XDOZZ	15526	DIN1440M25	•WASHER, FLAT	1
23	XDOZZ	65713	03.010.057	•HOUSING, WORM GEAR	1
24	XDOZZ	65713	03.010.056F	•GEAR, ADJUSTING WORM	1
25	XDOZZ	65713	01.002.077	•WASHER, SPACER	1
26	XDOZZ	65713	04.010.075	•WASHER	1

END OF FIGURE



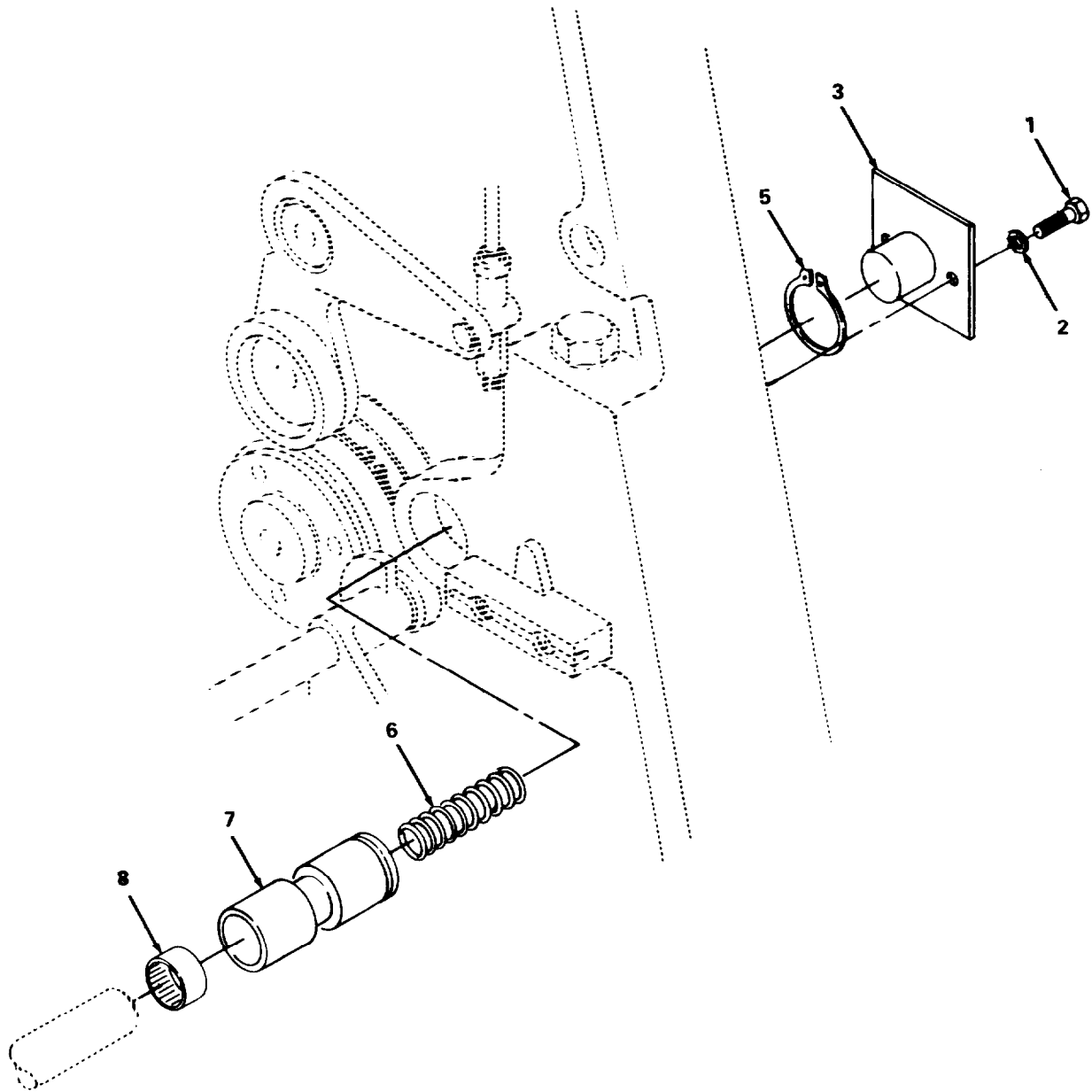
4714-056.4

Figure 37. Upper Swivel Lever Assembly D/S.

SECTION II			TM5-3610-286-20P-1			
(1)	(2)	(3)	(4)	(5)	(6)	
ITEM NO	SMR CODE	FSCM	PART NUMBER	DESCRIPTION AND USABLE ON CODES(UOC)	GROUP 04	QTY
DAMPENING GROUP						
FIG. 37 UPPER SWIVEL LEVER ASSEMBLY D/S						
1	PBOZZ	65713	66.030.003/K01	LEVER ASSEMBLY,SWIT		1
2	PAOZZ	D8286	12XIDIN471	•RING,RETAINING		1
3	XDOZZ	65713	23.010.301	•PIN		1
4	XD000	65713	66.030.018/K01	•ROD MECH, SPRING		1
5	XDOZZ	65713	66.030.033	••SCREW, ADJUSTING		1
6	XDOZZ	65713	66.010.022	••GUIDE, SPRING ROD		1
7	PAOZZ	65713	66.030.030	••SPRING, HELICAL, COMP		1
8	XDOZZ	65713	66.030.018	••ROD, SPRING		1
9	XDOZZ	65713	03.010.071	••HEAD, ROD		1
10	XDOZZ	65713	66.030.023	••BUSHING		1
11	XDOZZ	65713	66.030.003	•LEVER DS, SWIVEL		1
12	XDOZZ	15526	DIN471M25	•RING,RETAINING		1
13	XDOZZ	15526	DIN125M25	•WASHER		1
14	XDOZZ	65713	66.030.006	•BEARING, DPNG RLR		1
15	XDOZZ	15526	DIN551M6X8	•SETSCREW		1
16	XDOZZ	15526	DIN912M6X20	•SCREW, CAP, SOCKET HD		2
17	XDOZZ	15526	RIBS6	•WASHER, SAFETY		2
18	XDOZZ	65713	03.010.057	•HOUSING, WORM GEAR		1
19	XDOZZ	65713	03.010.056F	•GEAR, ADJUSTING WORM		1
20	XDOZZ	65713	44.010.530	•WASHER		1
21	XDOZZ	15526	DIN125M8	•WASHER, FLAT		1
22	XDOZZ	65713	DIN3405BM6	•FITTING, BLUE GREASE		1
23	XDOZZ	15526	DIN934M8	•NUT, HEX		1
24	XDOZZ	15526	DIN125M8	•WASHER, FLAT		2

END OF FIGURE

4  
5 THRU 8



4714-046

Figure 38. Bearing Bolt Assembly.

SECTION II			TM5-3610-286-20P-1		
(1)	(2)	(3)	(4)	(5)	(6)
ITEM	SMR	FSCM	PART	DESCRIPTION AND USABLE ON CODES (UOC)	QTY
NO	CODE		NUMBER		
GROUP 04 DAMPENING GROUP					
FIG. 38 BEARING BOLT ASSEMBLY					
1	XDOZZ	15526	DIN912M6X16	SCREW, CAP, SOCKET HD	2
2	XDOZZ	15526	RIBS6	WASHER, RIBBED	2
3	XDOZZ	65713	66.030.055	PLATE, COVER	1
4	PB000	65713	66.030.059/KO1	BEARING BOLT ASSEMB	1
5	PAOZZ	15526	471-16	. RING, RETAINING	1
6	PAOZZ	65713	03.015.07301	. SPRING, HELICAL, COMP	1
7	XAOZZ	65713	66.030.059	. BOLT, BEARING	1
8	PAOZZ	27737	HK1512	. BEARING, ROLLER, NEED	1

END OF FIGURE

3  
4,6,9 THRU 12

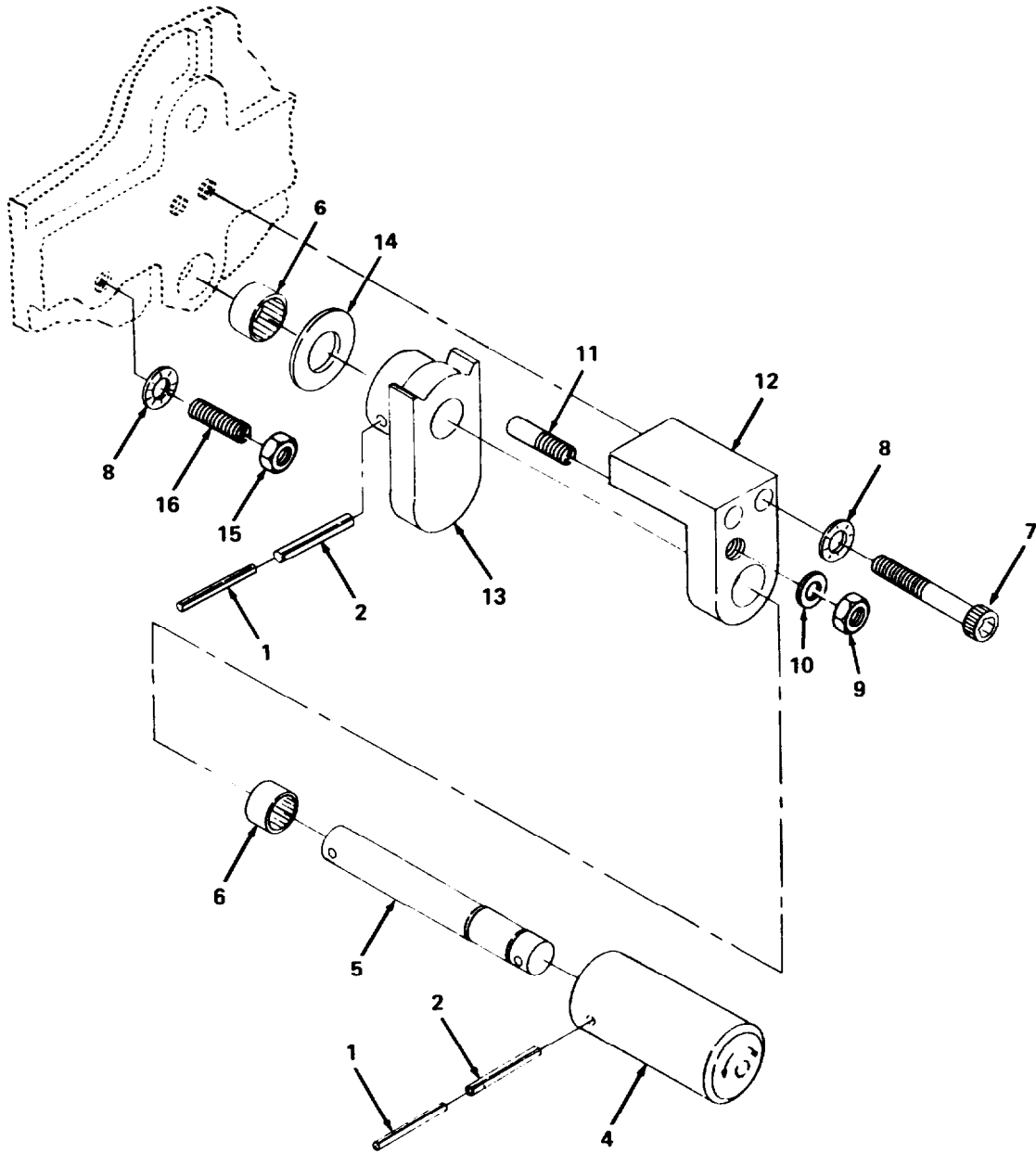


Figure 39. Disengaging Assembly.

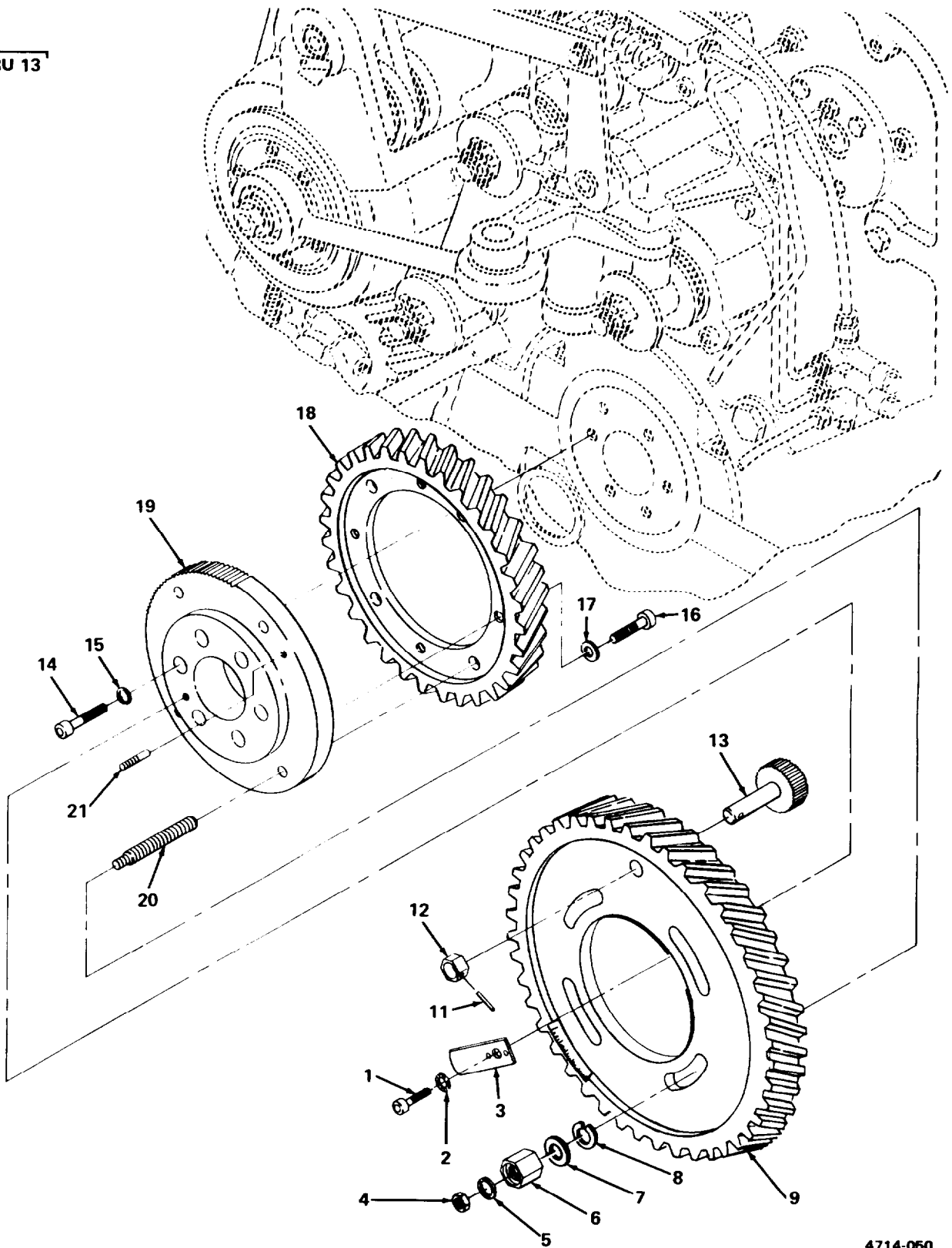
## SECTION II

TM5-3610-286-20P-1

(1) ITEM NO	(2) SMR CODE	(3) FSCM	(4) PART NUMBER	(5) DESCRIPTION AND USABLE ON CODES (UOC)	(6) QTY
GROUP 04 DAMPENING GROUP					
FIG. 39 DISENGAGING ASSEMBLY					
1	PAOZZ	15526	DIN1481M2X50	PIN, SPRING	2
2	PAOZZ	15526	DIN1481M4X50	PIN, SPRING	2
3	XDO00	65713	66.030.202F/KO1	DISENGAGING ASSY	1
4	XDOZZ	65713	66.030.202F	. DEVICE, DISENGAGING	1
5	XDOZZ	65713	66.030.047	SHAFT	1
6	PAOZZ	27737	HK-1616	. BEARING, ROLLER, NEED	2
7	XDOZZ	15526	DIN912MSX60	SCREW, CAP, SOCKET HD	2
8	XDOZZ	15526	RIBS10	WASHER, RIBBED	2
9	XDOZZ	15526	DIN934M10X1.5	. NUT, HEX	1
10	XDOZZ	15526	DIN125M10	. WASHER, FLAT	1
11	XDOZZ	65713	66.030.050	. SCREW, PIN	1
12	XDOZZ	65713	66.030.049	. BRACKET, BEARING	1
13	XDOZZ	65713	66.030.048	CAM, DISENGAGING	1
14	XDOZZ	15526	DIN6916M8	WASHER	1
15	XDOZZ	15526	DIN934M10X1.5	NUT, HEX	1
16	XDOZZ	65713	66.030.035	SCREW, STOP	1

END OF FIGURE

10  
11 THRU 13



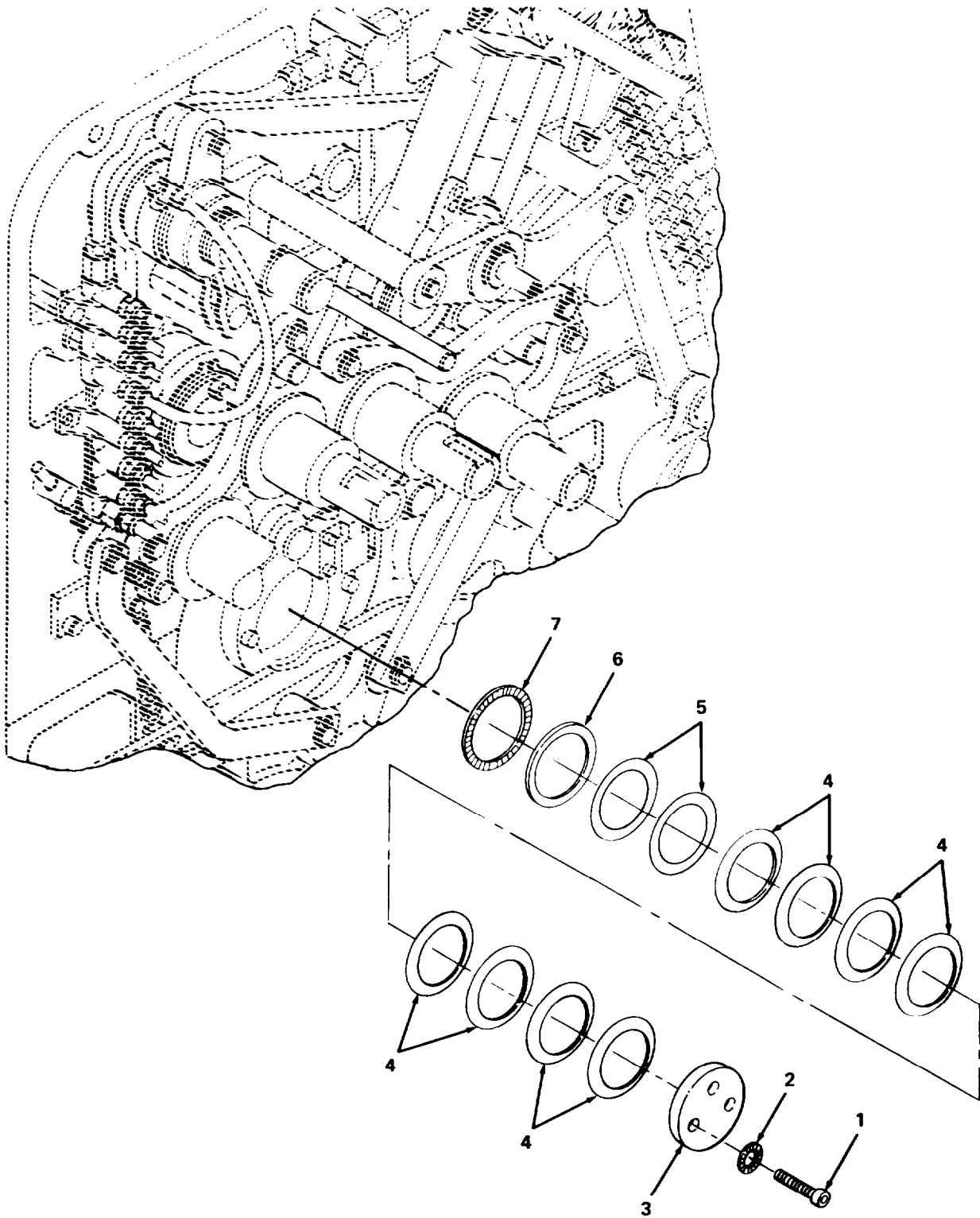
4714-050

Figure 40. Swing Gears.



SECTION II			TM5-3610-286-20P-1		
(1)	(2)	(3)	(4)	(5)	(6)
ITEM NO	SMR CODE	FSCM	PART NUMBER	DESCRIPTION AND USABLE ON CODES (UOC)	QTY
GROUP 05 PLATE CYLINDER GROUP					
FIG. 40 SWING GEARS					
1	XDOZZ	15526	DIN912MSX16	SCREW, CAP, SOCKET HD	1
2	XDOZZ	15526	RIBS8	WASHER, RIBBED	1
3	XDOZZ	65713	66.007.018	POINTER	1
4	XDOZZ	15526	DIN934M6X1	NUT, HEX	4
5	XDOZZ	15526	RIBS6	WASHER, RIBBED	4
6	XDOZZ	65713	66.007.016	NUT, SPACER	4
7	XDOZZ	15526	DIN125M12	WASHER, FLAT	4
8	XDOZZ	15526	137-12	WASHER, SPRING	1
9	XDOZZ	65713	66.007.012	GEAR	1
10	XDOZZ	65713	66.007.017/K01	GEAR, PINION	1
11	PAOZZ	15526	1-M3X60	. PIN, TAPERED, PLAIN	1
12	XDOZZ	65713	66.007.016	. NUT, SPACER	1
13	XAOZZ	65713	66.007.017	. GEAR, PINION	1
14	XDOZZ	15526	DIN912M12X45	SCREW, CAP, SOCKET HD	6
15	XDOZZ	15526	RIBS12	WASHER, RIBBED	6
16	XDOZZ	15526	DIN912M12X30	SCREW, CAP, SOCKET HD	4
17	XDOZZ	15526	RIBS12	WASHER, RIBBED	4
18	XDOZZ	65713	66.007.022	GEAR	1
19	XDOZZ	65713	66.007.020	FLANGE	1
20	XDOZZ	65713	66.007.011	BOLT, THREADED	4
21	PAOZZ	15526	1-M8X120	PIN, TAPERED, PLAIN	1

END OF FIGURE

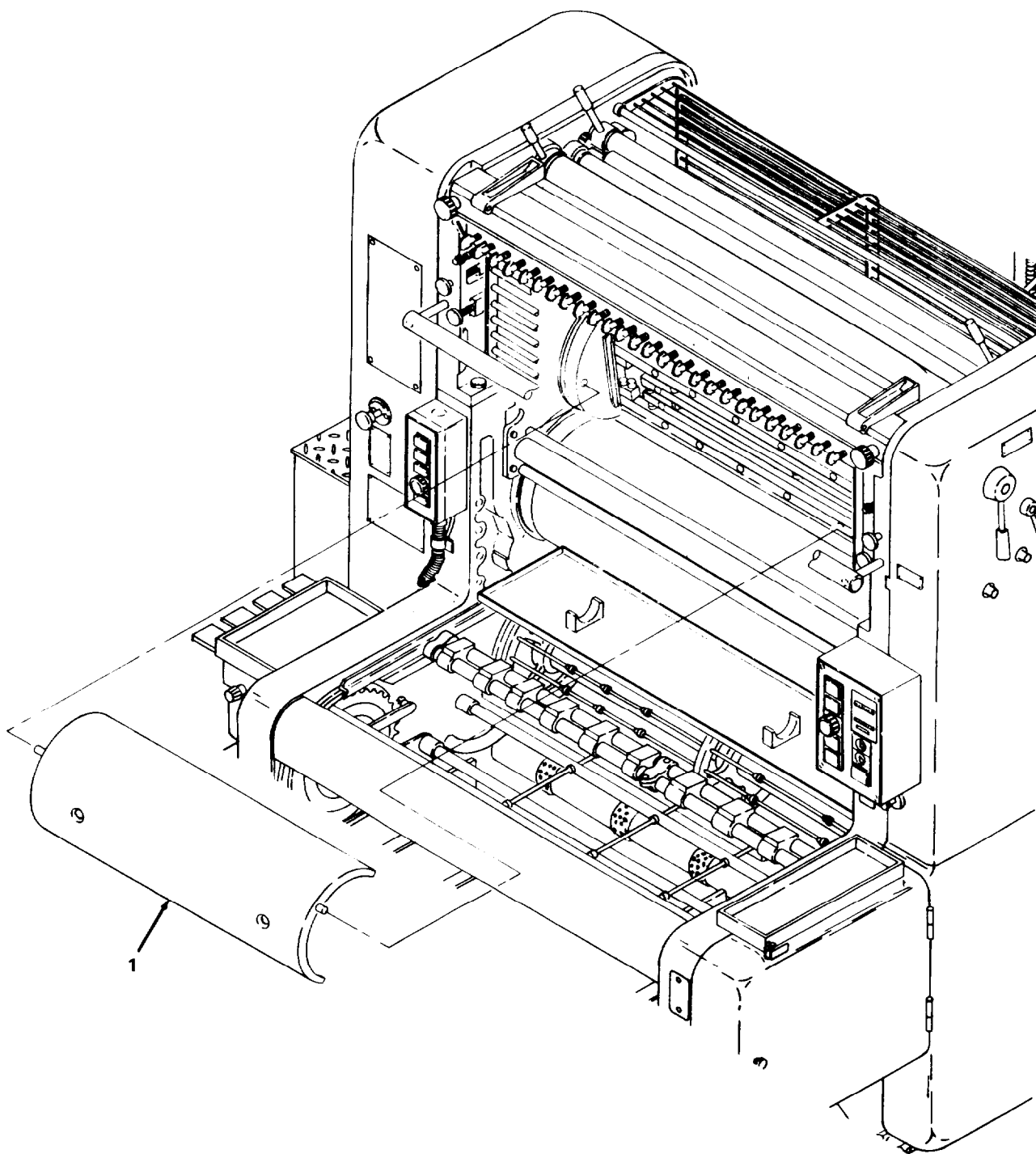


4714-038

Figure 41. Plate Cylinder.

SECTION II			TM5-3610-286-20P-1			
(1)	(2)	(3)	(4)	(5)	(6)	
ITEM	SMR		PART			
NO	CODE	FSCM	NUMBER	DESCRIPTION AND USABLE ON CODES (UOC)	QTY	
				GROUP 05 PLATE CYLINDER GROUP		
				FIG. 41 PLATE CYLINDER		
1	XDOZZ	15526	DIN912M8X20	SCREW, CAP, SOCKET HD	3	
2	XDOZZ	15526	RIBS8	WASHER, RIBBED	3	
3	XDOZZ	65713	66.007.030	COVER PLATE	1	
4	XDOZZ	65713	00.530.198	WASHER, CUP SPRING	V	
5	PAOZZ	15526	988-55X67X0.1	SHIM	V	
6	PBOZZ	27737	F-57177	BEARING, DISC	1	
7	XDOZZ	65713	00.550.0247	BEARING, AXIAL NDL	1	

END OF FIGURE



4714-027

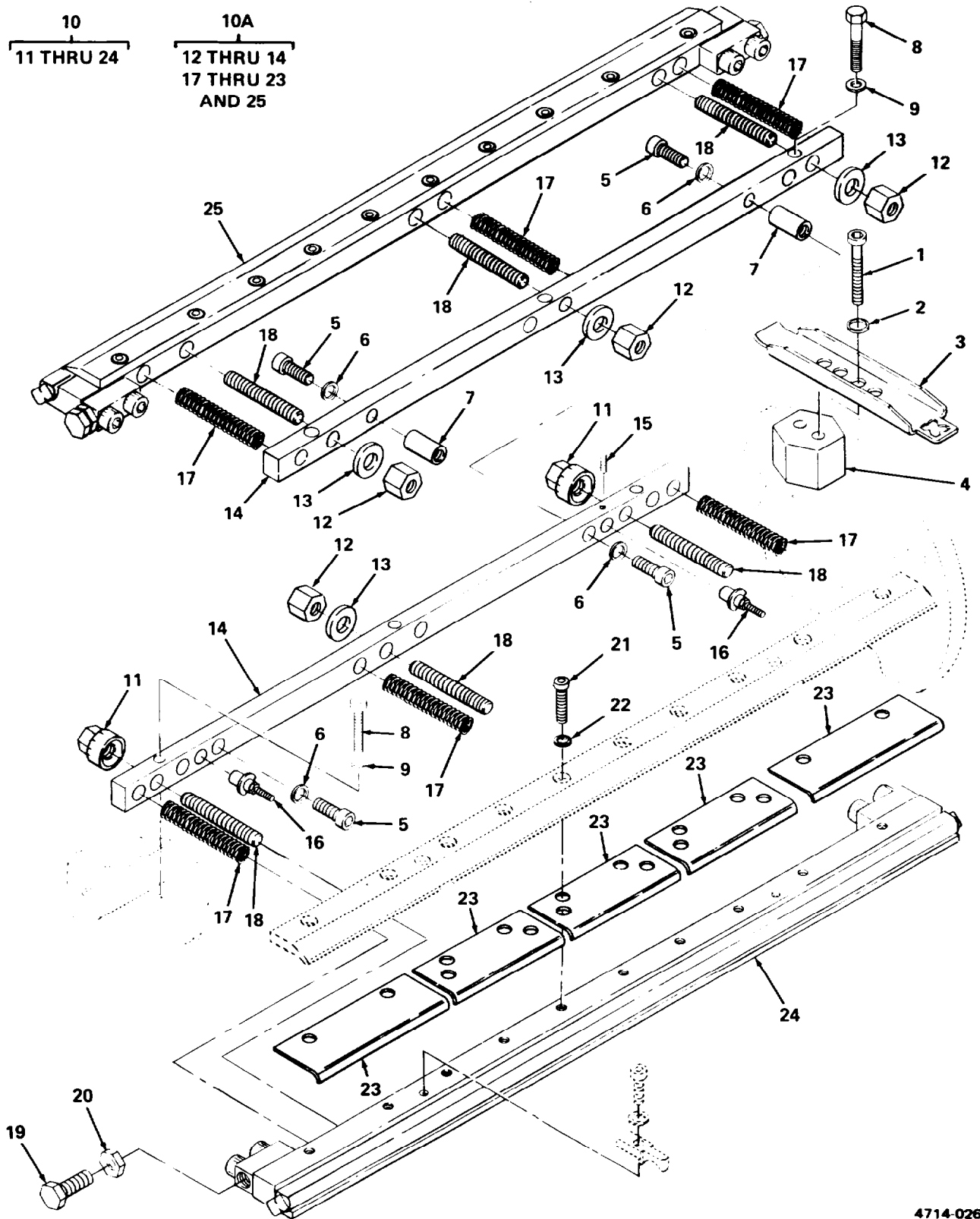
Figure 42. Cover Plate Assembly.

**SECTION II**

**TM5-3610-286-20P-1**

(1) ITEM NO	(2) SMR CODE	(3) FSCM	(4) PART NUMBER	(5) DESCRIPTION AND USABLE ON CODES (UOC)	(6) QTY
				GROUP 05 PLATE CYLINDER GROUP	
				FIG. 42 COVER PLATE ASSEMBLY	
1	XDOZZ	65713	66.007.050F	GUARD, CYLINDER	1

END OF FIGURE



4714-026

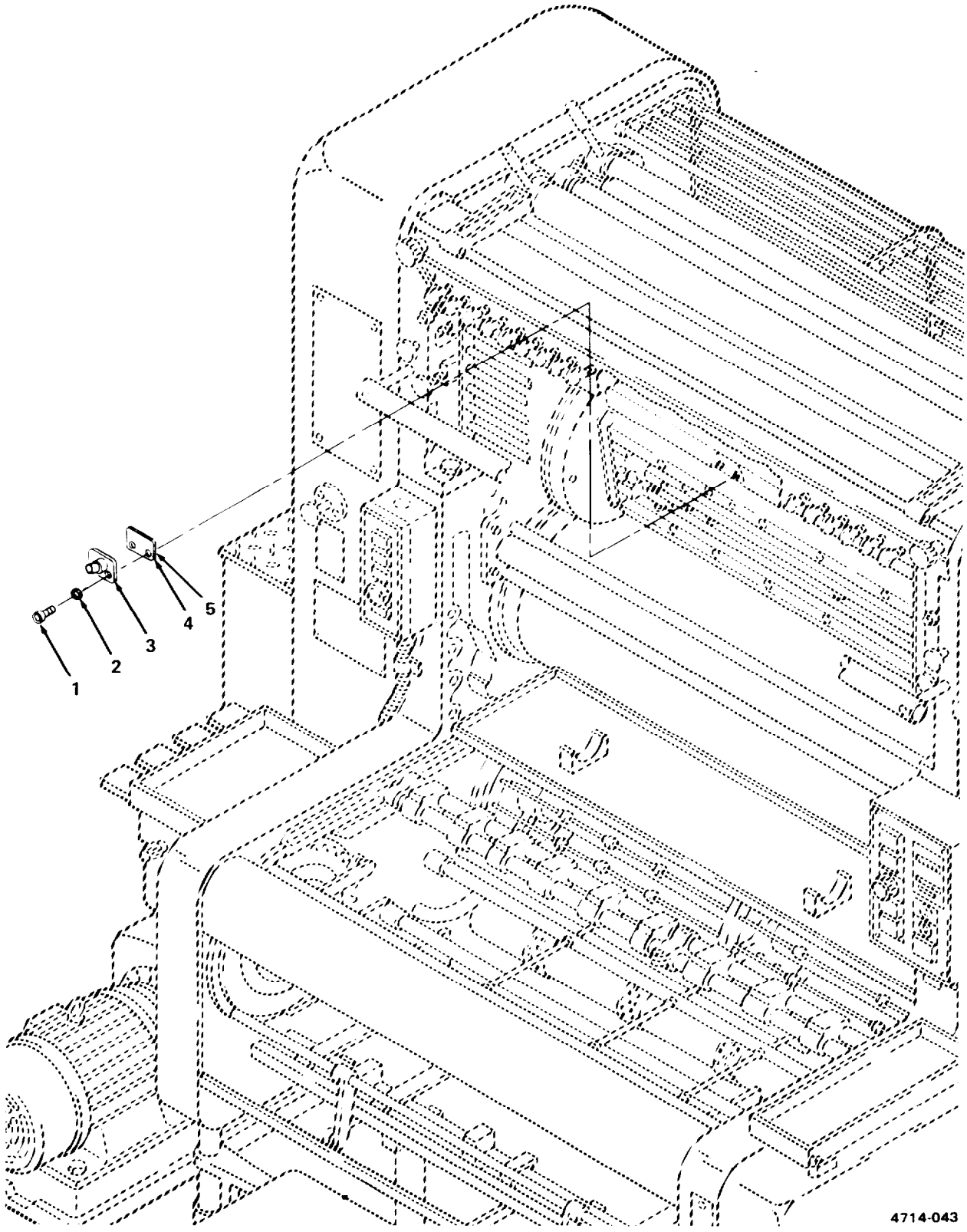
Figure 43. Plate Clamp.

## SECTION II

## TM5-3610-286-20P-1

(1) ITEM NO	(2) SMR CODE	(3) FSCM	(4) PART NUMBER	(5) DESCRIPTION AND USABLE ON CODES (UOC)	(6) QTY
				GROUP 05 PLATE CYLINDER GROUP	
				FIG. 43 PLATE CLAMP	
1	XDOZZ	15526	DIN912M8X40	SCREW, CAP, SOCKET HD	4
2	XDOZZ	15526	DIN125M8	WASHER, FLAT	4
3	XDOZZ	65713	66.353.025	RETAINER, BAR	1
4	XDOZZ	65713	76.353.010	SPACER	2
5	XDOZZ	15526	DIN912M6X12	SCREW, CAP, SOCKET HD	2
6	XDOZZ	15526	RIBS6	WASHER, RIBBED	1
7	XDOZZ	65713	76.353.011	SPACER	2
8	XDOZZ	15526	DIN912M8X35	SCREW, CAP, SOCKET HD	6
9	XDOZZ	15526	RIBS8	WASHER, RIBBED	6
10	XDOOO	65713	66.353.120F/K01	CLAMP ASSY, PLATE	1
10A	XDOOO	65713	66.353.001F/K01	CLAMP ASSY, PLATE	1
11	XDOZZ	65713	46.355.108	. SOCKET, CONICAL	3
12	XDOZZ	65713	00.540.0335	. NUT, HEX	3
13	XDOZZ	15526	DIN125M10	. WASHER, FLAT	4
14	XDOZZ	65713	66.007.005	. BAR, SUPPORT	1
15	XDOZZ	15526	DIN551M4X4	SETSCREW	2
16	XDOZZ	65713	09.455.214F	. SCREW COMPL, MICRO	2
17	XDOZZ	65713	66.007.010	. STUD, SCREW	4
18	PAOZZ	65713	66.007.009	. SPRING, HELICAL, COMP	3
19	XDOZZ	65713	66.007.007	. SCREW, ADJUSTING	2
20	XDOZZ	15526	DIN439BM10	. NUT, HEX	2
21	XDOZZ	15526	DIN912M8X20	. SCREW, CAP, SOCKET HD	10
22	XDOZZ	15526	RIBS8	. WASHER, RIBBED	10
23	XDOZZ	65713	66.007.010	. FOIL, POSITIONING	10
24	XDOZZ	65713	66.353.120F	. CLAMP, PLATE	2
25	XDOZZ	65713	66.353.001F	. CLAMP, PLATE	1

END OF FIGURE



4714-043

Figure 44. Register Scope.



**SECTION II**

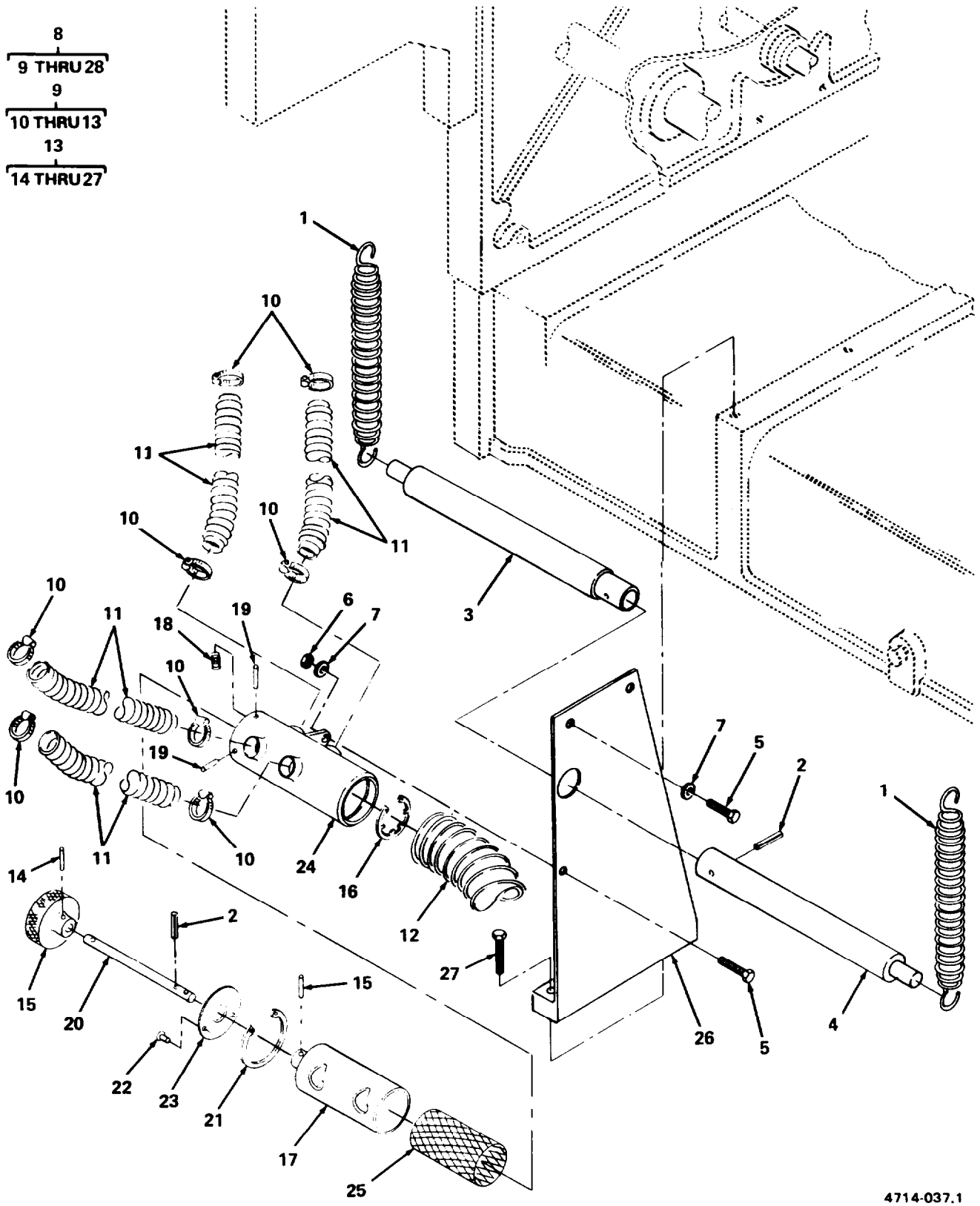
**TM5-3610-286-20P-1**

(1) ITEM NO	(2) SMR CODE	(3) FSCM	(4) PART NUMBER	(5) DESCRIPTION AND USABLE ON CODES (UOC)	(6) QTY
GROUP 05 PLATE CYLINDER GROUP					
FIG. 44 REGISTER SCOPE					
1	XDOZZ	15526	DIN912M4X12	SCREW, CAP, SOCKET HD	4
2	XDOZZ	15526	DINRIBS6	WASHER, RIBBED	2
3	XDOZZ	65713	68.007.301	BRACKET, RGTR SCOPE	2
4	PAOZZ	65713	68.007.304	SHIM	V
5	PAOZZ	65713	68.007.305	SHIM	V

END OF FIGURE



8
9 THRU 28
9
10 THRU 13
13
14 THRU 27



4714-037.1

Figure 45. Suction Valve Housing Assembly and Motor (Sheet 1 of 2).

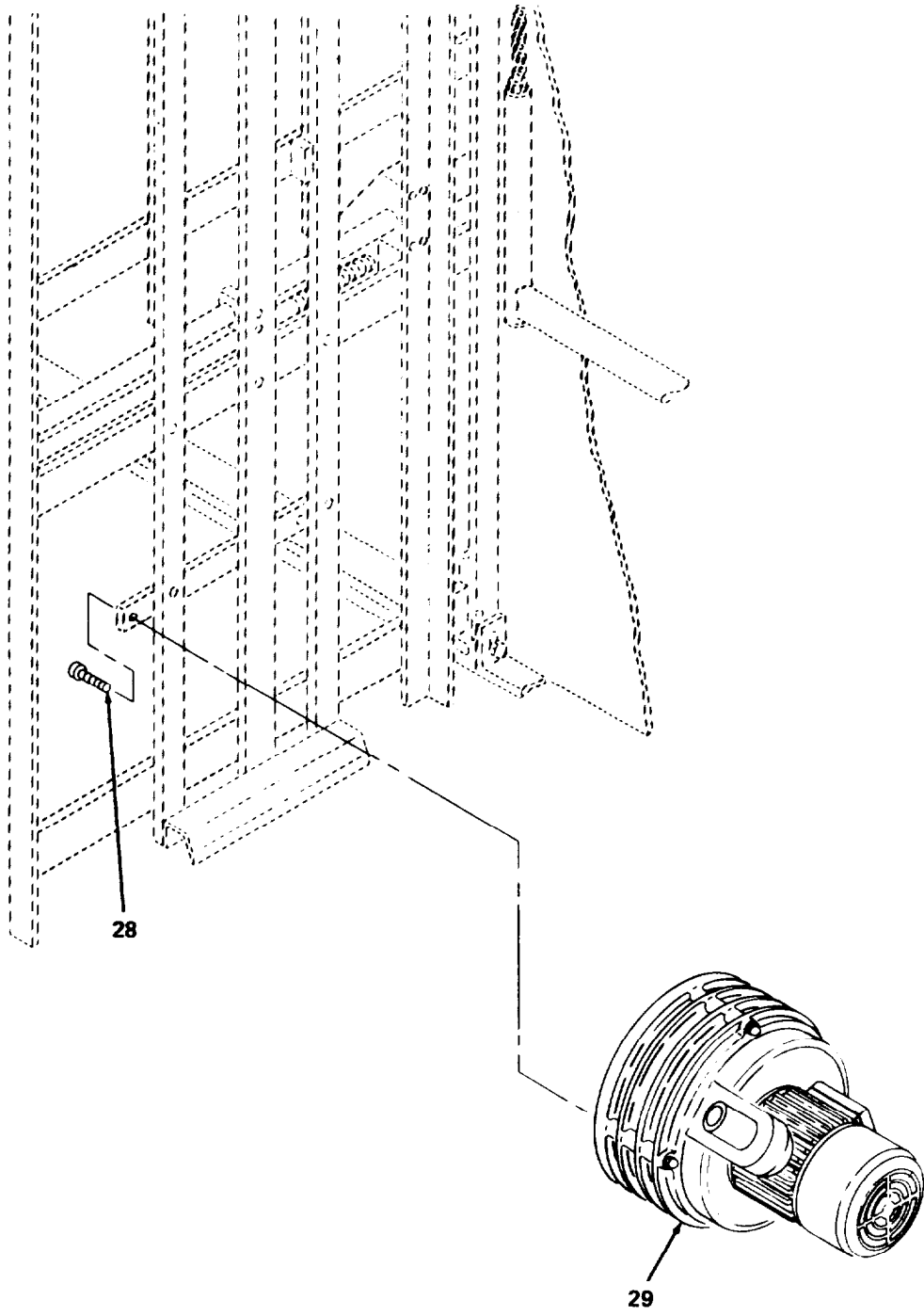


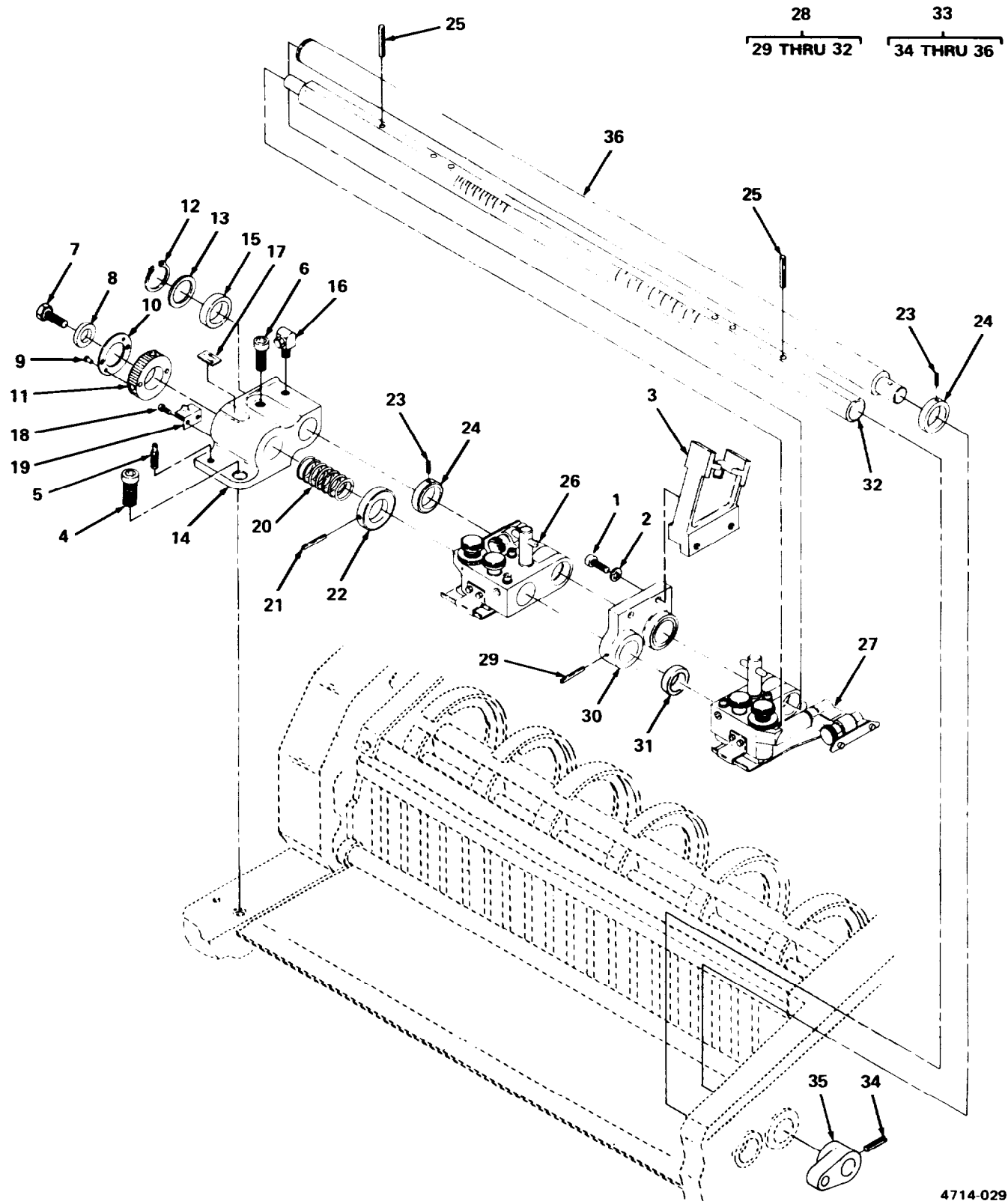
Figure 45. Suction Valve Housing Assembly and Motor (Sheet 2 of 2).

## SECTION II

## TM5-3610-286-20P-1

(1) ITEM NO	(2) SMR CODE	(3) FSCM	(4) PART NUMBER	(5) DESCRIPTION AND USABLE ON CODES (UOC)	(6) QTY
				GROUP 06 REGISTER GROUP	
				FIG. 45 SUCTION VALVE HOUSING ASSEMBLY AND MOTOR	
1	PAOZZ	65713	66.072.11401	SPRING, HELICAL, EXTE	2
2	PAOZZ	15526	DIN1481M3X30	PIN, SPRING	2
3	PAOZZ	65713	66.072.112	PIN, SPRING	1
4	PAOZZ	65713	66.072.113	PIN, SPRING	1
5	XDOZZ	15526	DIN933M8X20	SCREW, CAP, HEX HEAD	3
6	XDOZZ	15526	DIN934M8	NUT, HEX	3
7	XDOZZ	15526	DIN125M8	WASHER, FLAT	2
8	XDOOO	65713	66.072.610/K03	HOUSING ASSY, VALVE	1
9	XDOOO	65713	66.072.610/K02	. HOUSING, VALVE	1
10	XDOZZ	65713	00.530.0490	.. CLAMP, HOSE	8
11	PBOZZ	65713	66.072.604	.. HOSE, NONMETALLIC	4
12	PBOZZ	65713	66.072.614	.. HOSE, NONMETALLIC	1
13	XDOZZ	65713	66.072.610/K01	. HOUSING MECH, VALVE	1
14	PAOZZ	15526	DIN1481-4X22	.. PIN, SPRING	4
15	XDOZZ	65713	32.056.107	.. HANDWHEEL	1
16	XDOZZ	65713	00.520.1388	.. RING, RETAINING	2
17	XDOZZ	65713	66.072.611	.. VALVE	1
18	PAOZZ	65713	03.731.0005	.. SPRING, HELICAL, COMP	1
19	PAOZZ	15526	DIN1481-4X20	.. PIN, SPRING	2
20	XDOZZ	65713	66.072.612	.. SHAFT	1
21	PAOZZ	15526	DIN472-52X2	.. RING, RETAINING	1
22	XDOZZ	15526	DIN476M3X4	.. NAIL, RIBBED	3
23	XDOZZ	65713	10.466.7499	.. PLATE, IDENT	1
24	XDOZZ	65713	66.072.610	.. HOUSING, VALVE	1
25	XDOZZ	65713	66.072.616	.. FILTER	1
26	XDOZZ	65713	66.072.616	.. PLATE, STRETCH	1
27	XDOZZ	15526	DIN933M10X40	SCREW, CAP, HEX HEAD	2
28	XDOZZ	15526	DIN912M6X20	SCREW, CAP, SOCKET HD	2
29	PAOZZ	65713	66.123.281	SUCTION UNIT, PRINTI 220V, 60HZ; M11	1

END OF FIGURE



4714-029

Figure 46. Pull Side Lay Assembly.

## SECTION II

TM5-3610-286-20P-1

(1) ITEM NO	(2) SMR CODE	(3) FSCM	(4) PART NUMBER	(5) DESCRIPTION AND USABLE ON CODES (UOC)	(6) QTY
				GROUP 06 REGISTER GROUP	
				FIG. 46 PULL SIDE LAY ASSEMBLY	
1	XDOZZ	15526	DIN912M8X20	SCREW, CAP, SOCKET HD	1
2	XDOZZ	15526	DINRIBS8	WASHER, RIBBED	1
3	XDOZZ	65713	58.022.077	SUPPORT	1
4	XDOZZ	15526	DIN912M10X30	SCREW, CAP, SOCKET HD	1
5	XDOZZ	15526	DIN7M5X45	PIN	1
6	XDOZZ	15526	DIN912M10X70	SCREW, CAP, SOCKET HD	1
7	XDOZZ	15526	DIN933M8X15	SCREW, CAP, HEX HEAD	1
8	XDOZZ	15526	DIN9021M8	WASHER, FLAT, OVS	1
9	XDOZZ	15526	DINBN1227M4X9.75	RIVET	2
10	XDOZZ	65713	10.458.0399	PLATE, INDICATOR	1
11	XDOZZ	65713	58.022.078	DISC, ADJUSTMENT	1
12	PAOZZ	15526	DIN471-24X1.2	RING, RETAINING	1
13	XDOZZ	15526	6916-24	WASHER; FLAT	1
14	XDOZZ	65713	58.022.007	BEARING	1
15	XDOZZ	65713	27.022.018	BUSHING	1
16	XDOZZ	65713	DIN3405BM8X1GRUE	NIPPLE, OIL	1
17	XDOZZ	65713	10.424.2199	PLATE, INDICATOR	1
18	XDOZZ	15526	DIN85M3X6	SCREW, PAN HEAD	2
19	PAOZZ	65713	58.022.319	RETAINER, HELICAL CO	1
20	PAOZZ	65713	03.004.063	SPRING, HELICAL, COMP	1
21	PAOZZ	15526	DIN1481-5X50	PIN, SPRING	1
22	XDOZZ	65713	66.072.091	COLLAR, SET	1
23	XDOZZ	15526	DIN551M5X6	SETSCREW	2
24	XDOZZ	65713	66.072.091	COLLAR, SET	2
25	XDOZZ	15526	DIN1481M4X28	PIN, SPRING TENSION	2
26	PBODD	65713	66.072.202/K02	LAY ASSEMBLY, PULL S	1
27	XDODD	65713	66.072.201/K02	LAY ASSEMBLY, PULL S	1
28	XD000	65713	66.072.008/ K01	SHAFT ASSY	2
29	PAOZZ	15526	DIN1481M6X40	. PIN, SPRING	2
30	XDOZZ	65713	66.072.019	. BRACKET	1
31	PAOZZ	27737	HK2526	. BEARING, ROLLER, NEED	1
32	XDOZZ	65713	66.072.008	. SHAFT	1
33	XD000	65713	66.072.009/K01	SHAFT ASSY	1
34	PAOZZ	15526	DIN7977-5X50	. PIN, TAPERED, THREADE	1
35	XDOZZ	65713	27.022.056	. LEVER	1
36	XDOZZ	65713	66.072.009	. SHAFT	1

END OF FIGURE

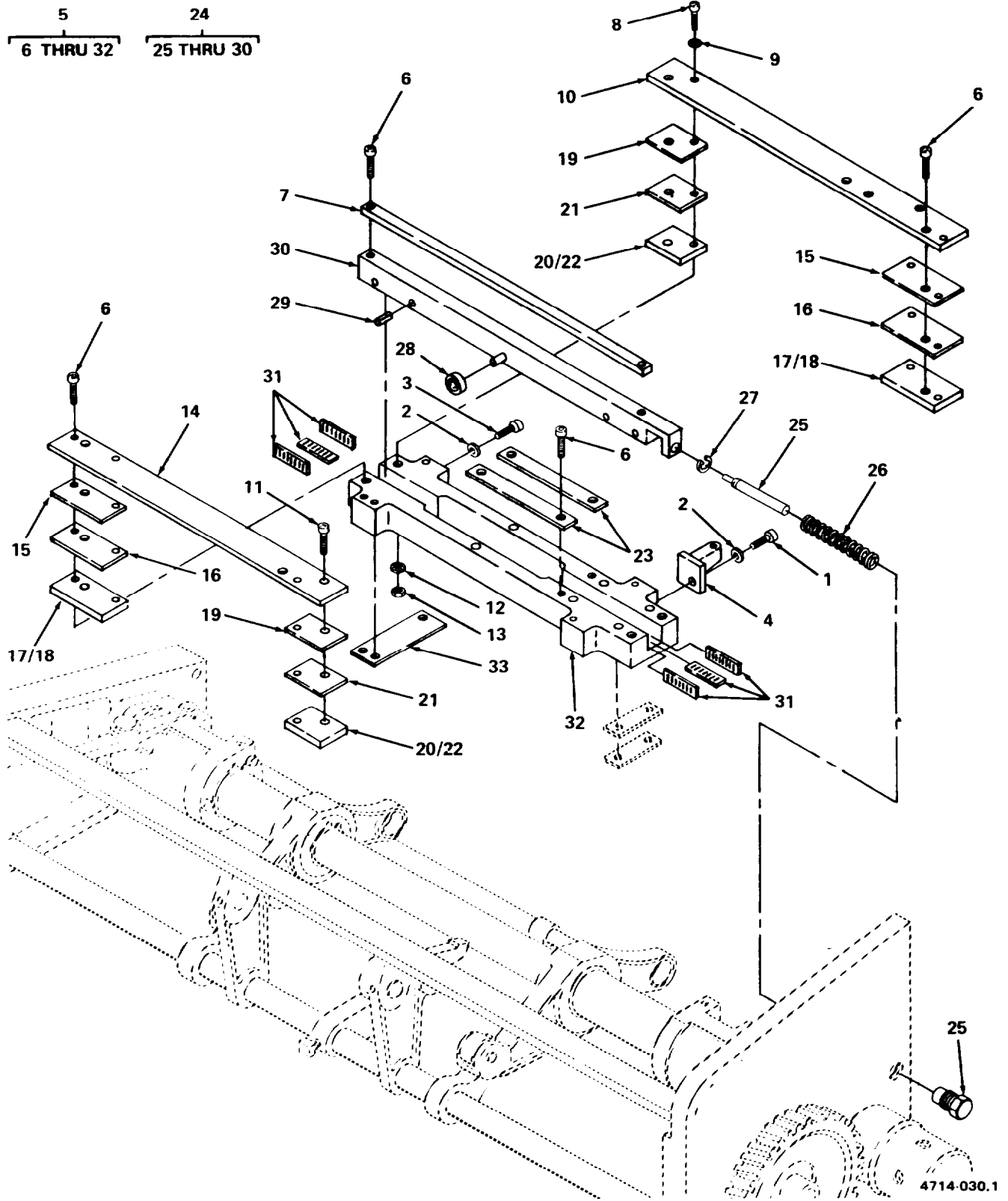


Figure 47. Pull Rail Assemblies O/S.



SECTION II			TM5-3610-286-20P-1			
(1)	(2)	(3)	(4)	(5)	(6)	
ITEM NO	SMR CODE	FSCM	PART NUMBER	DESCRIPTION AND USABLE ON CODES (UOC)	QTY	
				GROUP 06 REGISTER GROUP		
				FIG. 47 PULL RAIL ASSEMBLIES O/S		
1	XDOZZ	15526	DIN912M8X30	SCREW, CAP, SOCKET HD	1	
2	XDOZZ	15526	RIBS8	WASHER, RIBBED	2	
3	XDOZZ	15526	DIN912M8X20	SCREW, CAP, SOCKET HD	2	
4	XDOZZ	65713	66.072.142	SUPPORT	1	
5	XD000	65713	66.072.004/K01	PIECE, GUIDE	1	
6	XDOZZ	15526	DIN912M6X14	. SCREW, CAP, SOCKET HD	20	
7	PBOZZ	65713	66.072.125	. PULL RAIL, PRINTING	1	
8	XDOZZ	15526	DIN6912M6X30	. SCREW, CAP, SOCKET HD	1	
9	XDOZZ	15526	RIBS6	. WASHER, RIBBED	8	
10	XDOZZ	65713	66.072.141	. BAR	1	
11	XDOZZ	15526	DIN6912M6X10	. SCREW, CAP, SOCKET HD	4	
12	XDOZZ	15526	RIBS6	. WASHER, RIBBED	4	
13	XDOZZ	15526	DIN934M6X1	. NUT, HEX	4	
14	XDOZZ	65713	66.072.140	. BAR	1	
15	PBOZZ	65713	66.072.148	. SHIM	V	
16	PBOZZ	65713	66.072.151	. SHIM	V	
17	PBOZZ	65713	66.072.150	. SPACER, PLATE	V	
18	PBOZZ	65713	66.072.159	. SPACER, PLATE	V	
19	PBOZZ	65713	66.072.157	. SHIM	V	
20	PBOZZ	65713	66.072.156	. SPACER, PLATE	V	
21	PBOZZ	65713	66.072.154	. SHIM	V	
22	PBOZZ	65713	66.072.158	. SPACER, PLATE	V	
23	XDOZZ	65713	66.072.006	. BAR	2	
24	XD000	65713	66.072.005/K03	. HOLDER MECH, PULL R	1	
25	XDOZZ	65713	66.072.132	.. BOLT	1	
26	XDOZZ	65713	04.019.025	.. SPRING, TENSION	1	
27	PAOZZ	15526	DIN6799M7	.. RING, RETAINING	1	
28	PAOZZ	15526	DIN625-625-C2	.. BEARING, BALL, ANNULA	2	
29	PAOZZ	65713	00.530.0371	.. PIN, SPRING	4	
30	XDOZZ	65713	66.072.005	. . HOLDER, PULL RAIL	1	
31	PAOZZ	65713	00.550.0477	. BEARING, FLAT CAGE	6	
32	XDOZZ	65713	66.072.004	. PIECE, GUIDE	1	
33	XDOZZ	65713	66.072.115-119	. SHIM	2	

END OF FIGURE

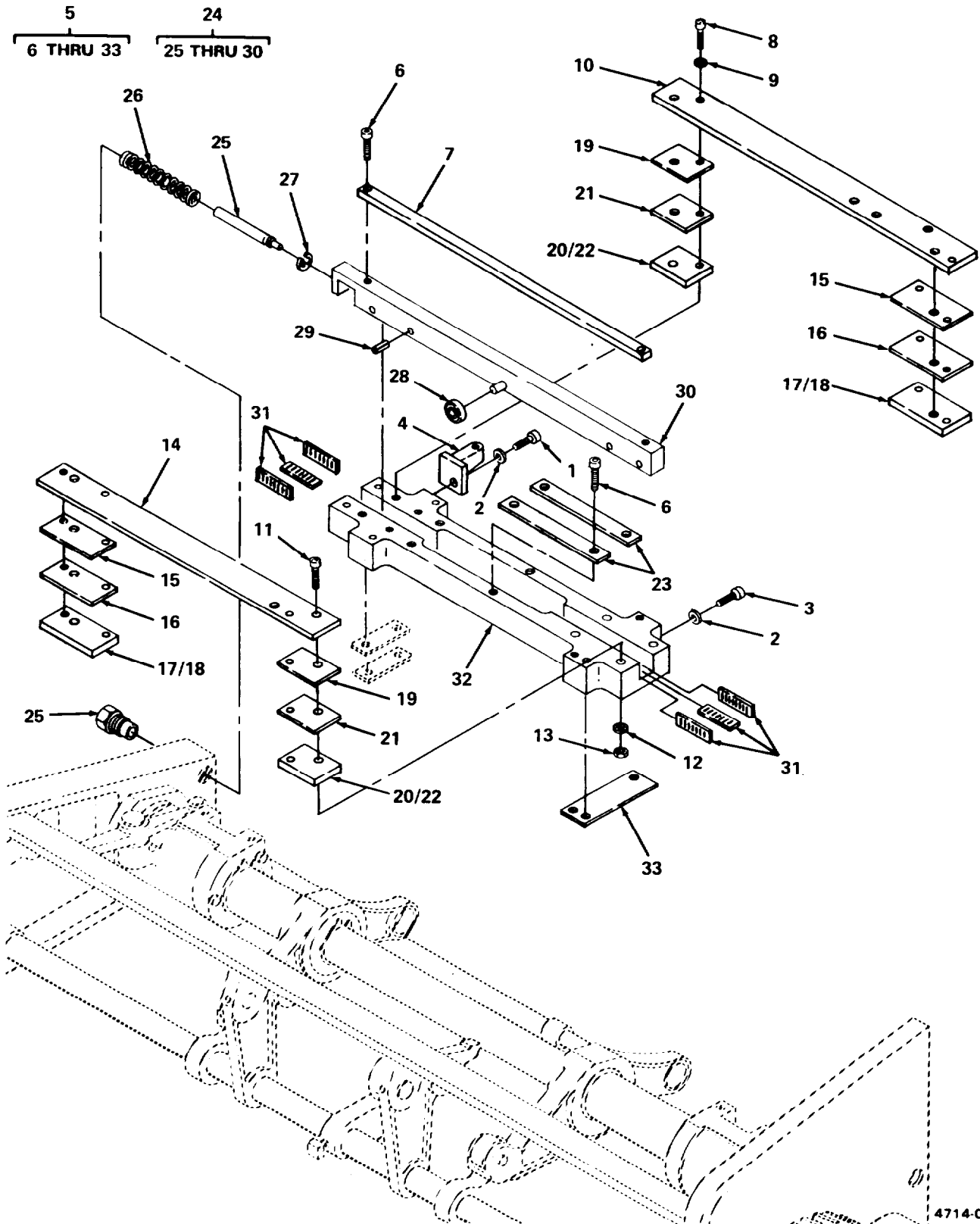
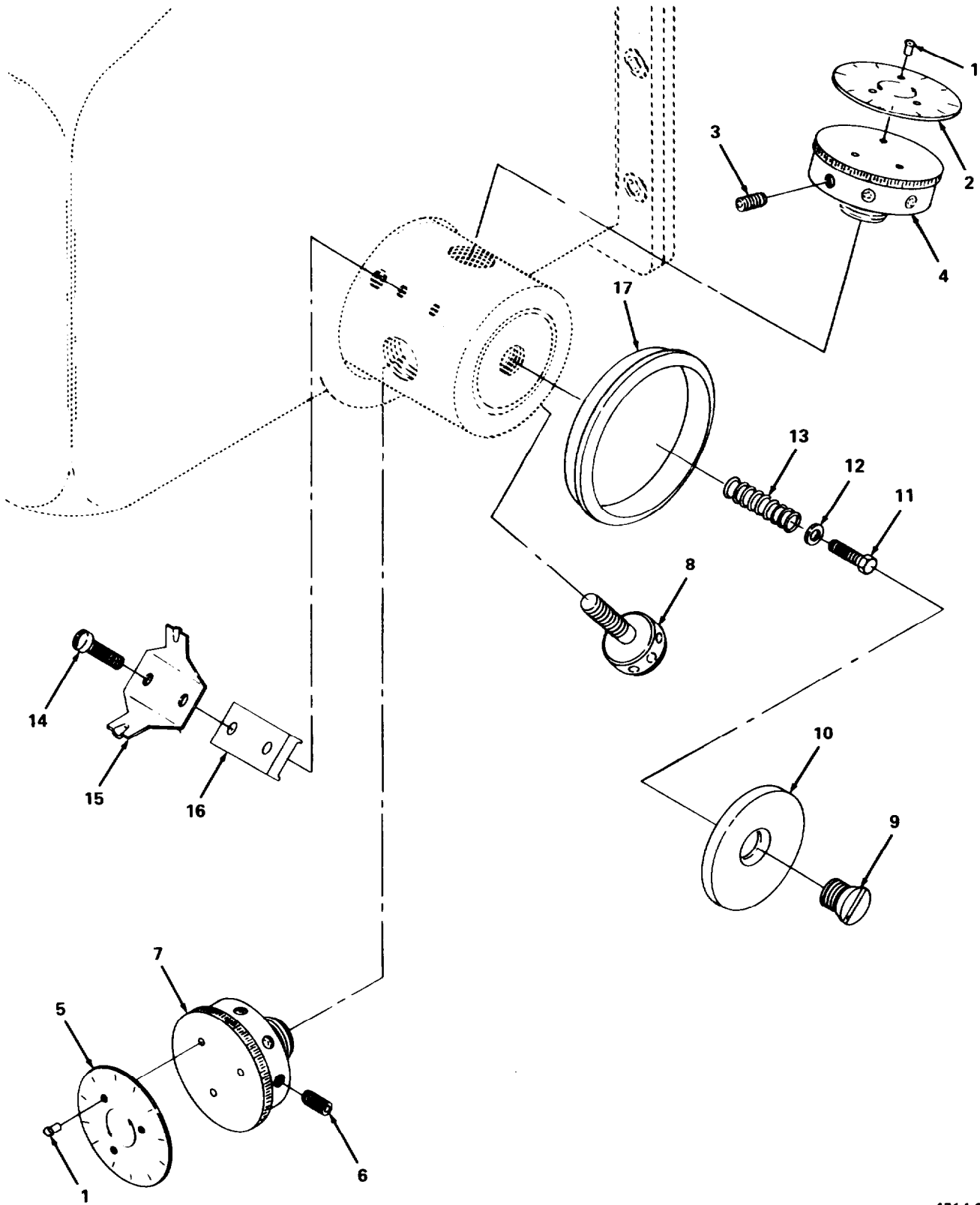


Figure 48. Pull Rail Assemblies D/S.

SECTION II			TM5-3610-286-20P-1		
(1)	(2)	(3)	(4)	(5)	(6)
ITEM NO	SMR CODE	FSCM	PART NUMBER	DESCRIPTION AND USABLE ON CODES (UOC)	QTY
GROUP 06 REGISTER GROUP					
FIG. 48 PULL RAIL ASSEMBLIES D/S					
1	XDOZZ	15526	DIN912M8X30	SCREW, CAP, SOCKET HD	1
2	XDOZZ	15526	RIBS8	WASHER, RIBBED	2
3	XDOZZ	15526	DIN912M8X20	SCREW, CAP, SOCKET HD	1
4	XDOZZ	65713	66.072.143	SUPPORT	1
5	XDOOO	65713	66.072.003/K01	PIECE, GUIDE	1
6	XDOZZ	15526	DIN912M6X30	. SCREW, CAP, SOCKET HD	1
7	PBOZZ	65713	66.072.125	. PULL RAIL, PRINTING	1
8	XDOZZ	15526	DIN6912M6X40	.. SCREW, CAP, SOCKET HD	4
9	XDOZZ	15526	RIBS6	. WASHER, RIBBED	8
10	XDOZZ	65713	66.072.141	. BAR	1
11	XDOZZ	15526	DIN6912M6X10	. SCREW, CAP, SOCKET HD	4
12	XDOZZ	15526	DINSN260S6	WASHER, RIBBED	4
13	XDOZZ	15526	DIN934M6X1	. NUT, HEX	4
14	XDOZZ	65713	66.072.140	. BAR	1
15	PBOZZ	65713	66.072.148	. SHIM	V
16	PBOZZ	65713	66.072.151	. SHIM	V
17	PBOZZ	65713	66.072.150	. SPACER, PLATE	V
18	PBOZZ	65713	66.072.159	. SPACER, PLATE	V
19	PBOZZ	65713	66.072.157	. SHIM	V
20	PBOZZ	65713	66.072.156	. SPACER, PLATE	V
21	PBOZZ	65713	66.072.154	. SHIM	V
22	PBOZZ	65713	66.072.158	. SPACER, PLATE	V
23	XDOZZ	65713	66.072.006	. BAR	2
24	XDOOO	65713	66.072.005/K03	. HOLDER MECH, PULL R	1
25	XDOZZ	65713	66.072.132	.. BOLT	1
26	XDOZZ	65713	04.019.025	.. SPRING, TENSION	1
27	PAOZZ	15526	DIN6799M7	.. RING, RETAINING	1
28	PAOZZ	15526	DIN625-625-C2	.. BEARING, BALL, ANNULA	1
29	XDOZZ	65713	00.530.0371	.. PIN, SPRING TENSION	4
30	XDOZZ	65713	66.072.005	.. HOLDER, PULL RAIL	1
31	PAOZZ	65713	00.550.0477	.. BEARING, FLAT CAGE	6
32	XDOZZ	65713	66.072.003	. PIECE, GUIDE	1
33	XDOZZ	65713	66.072.115-119	. SHIM	V

END OF FIGURE



4714-028

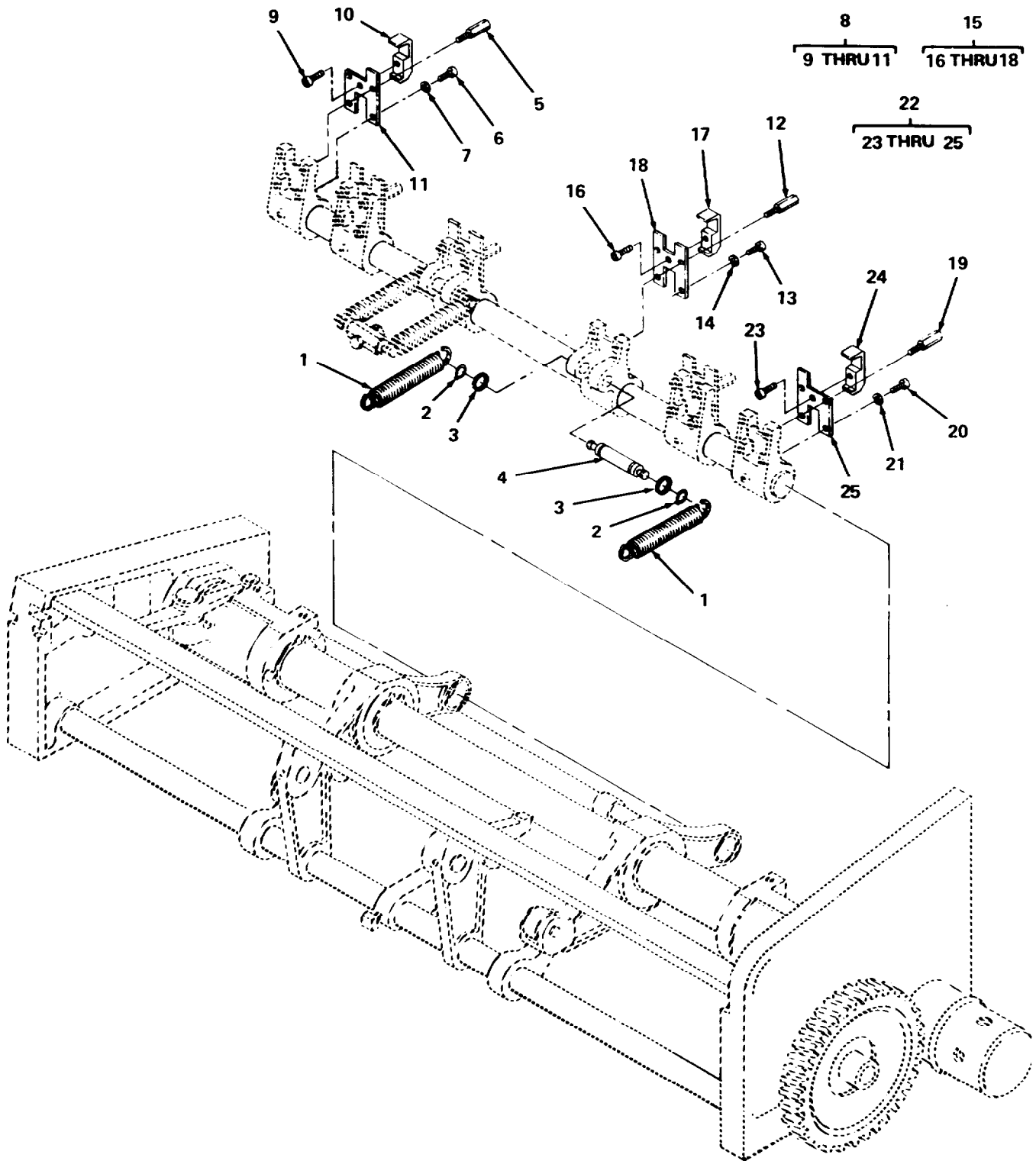
Figure 49. Shaft Assembly.

## SECTION II

## TM5-3610-286-20P-1

(1) ITEM NO	(2) SMR CODE	(3) FSCM	(4) PART NUMBER	(5) DESCRIPTION AND USABLE ON CODES (UOC)	(6) QTY
				GROUP 06 REGISTER GROUP	
				FIG. 49 SHAFT ASSEMBLY	
1	XDOZZ	15526	DINBN1227M4X9.75	RIVET	6
2	XDOZZ	65713	10.466.2200	PLATE, INDICATOR	1
3	PAOZZ	65713	66.072.042	THUMBSCREW	1
4	PAOZZ	65713	66.072.039	KNOB	1
5	XDOZZ	65713	10.466.2100	PLATE, INDICATOR	1
6	PAOZZ	65713	66.072.043	THUMBSCREW	1
7	PAOZZ	65713	66.072.038	KNOB	1
8	XDOZZ	65713	66.072.044	SCREW, KNURLED	1
9	XDOZZ	65713	DIN963M8X16	SCREW, FLAT HEAD	2
10	XDOZZ	65713	66.072.035	WASHER	2
11	XDOZZ	15526	DIN912M8X70	SCREW, CAP, SOCKET HD	1
12	XDOZZ	65713	03.013.083	WASHER	1
13	PAOZZ	65713	02.001.00901A	SPRING, HELICAL, COMP	1
14	XDOZZ	15526	DIN85M3X15	SCREW, PAN HEAD	1
15	XDOZZ	65713	66.072.046	RETAINING, SPRING	1
16	XDOZZ	65713	66.072.045	PLATE, SHIM	1
17	PAOZZ	65713	00.580.0208	PACKING, PREFORMED	1

END OF FIGURE



4714-031

Figure 50. Front Lay Assembly.

SECTION II			TM5-3610-286-20P-1		
(1)	(2)	(3)	(4)	(5)	(6)
ITEM	SMR	FSCM	PART		
NO	CODE		NUMBER	DESCRIPTION AND USABLE ON CODES (UOC)	QTY
				GROUP 06 REGISTER GROUP	
				FIG. 50 FRONT LAY ASSEMBLY	
1	PAOZZ	65713	66.072.10801B	SPRING, HELICAL, EXTE	4
2	PAOZZ	D8286	8X0-8DIN471	RING, RETAINING	4
3	XDOZZ	15526	DIN125M8	WASHER, FLAT	4
4	XDOZZ	65713	66.072.092	BOLT, SPRING	2
5	XDOZZ	65713	66.072.103	SCREW, HEX HEAD	1
6	XDOZZ	15526	DIN912M6X12	SCREW, CAP, SOCKET HD	2
7	XDOZZ	15526	DINRIBS6	WASHER, RIBBED	2
8	XDOZZ	65713	66.072.102/K01	GUIDE, FRONT	1
9	XDOZZ	15526	DIN912M6X10	SCREW, CAP, SOCKET HD	1
10	XDOZZ	65713	66.072.101	PLATE, LAY COVER	1
11	XDOZZ	65713	66.072.102	GUIDE, FRONT	1
12	XDOZZ	65713	66.072.103	SCREW, HEX HEAD	4
13	XDOZZ	15526	DIN912M6X12	SCREW, CAP, SOCKET HD	a
14	XDOZZ	15526	DINSN260S6	WASHER, SAFETY	a
15	XDOZZ	65713	66.072.104/K01	GUIDE MECH, FRONT	4
16	XDOZZ	15526	DIN912M6X10	SCREW, CAP, SOCKET HD	4
17	XDOZZ	65713	66.072.101	PLATE, LAY COVER	4
18	XDOZZ	65713	66.072.104	GUIDE, FRONT	4
19	XDOZZ	65713	66.072.103	SCREW, HEX HEAD	1
20	XDOZZ	15526	DIN912M6X12	SCREW, CAP, SOCKET HD	2
21	XDOZZ	15526	DINSN260S6	WASHER, SAFETY	2
22	XDOZZ	65713	66.072.107/K01	GUIDE, MECH, FRONT	1
23	XDOZZ	15526	DIN912M6X10	SCREW, CAP, SOCKET HD	1
24	XDOZZ	65713	66.072.101	PLATE, LAY COVER	1
25	XDOZZ	65713	66.072.107	GUIDE, FRONT	1

END OF FIGURE

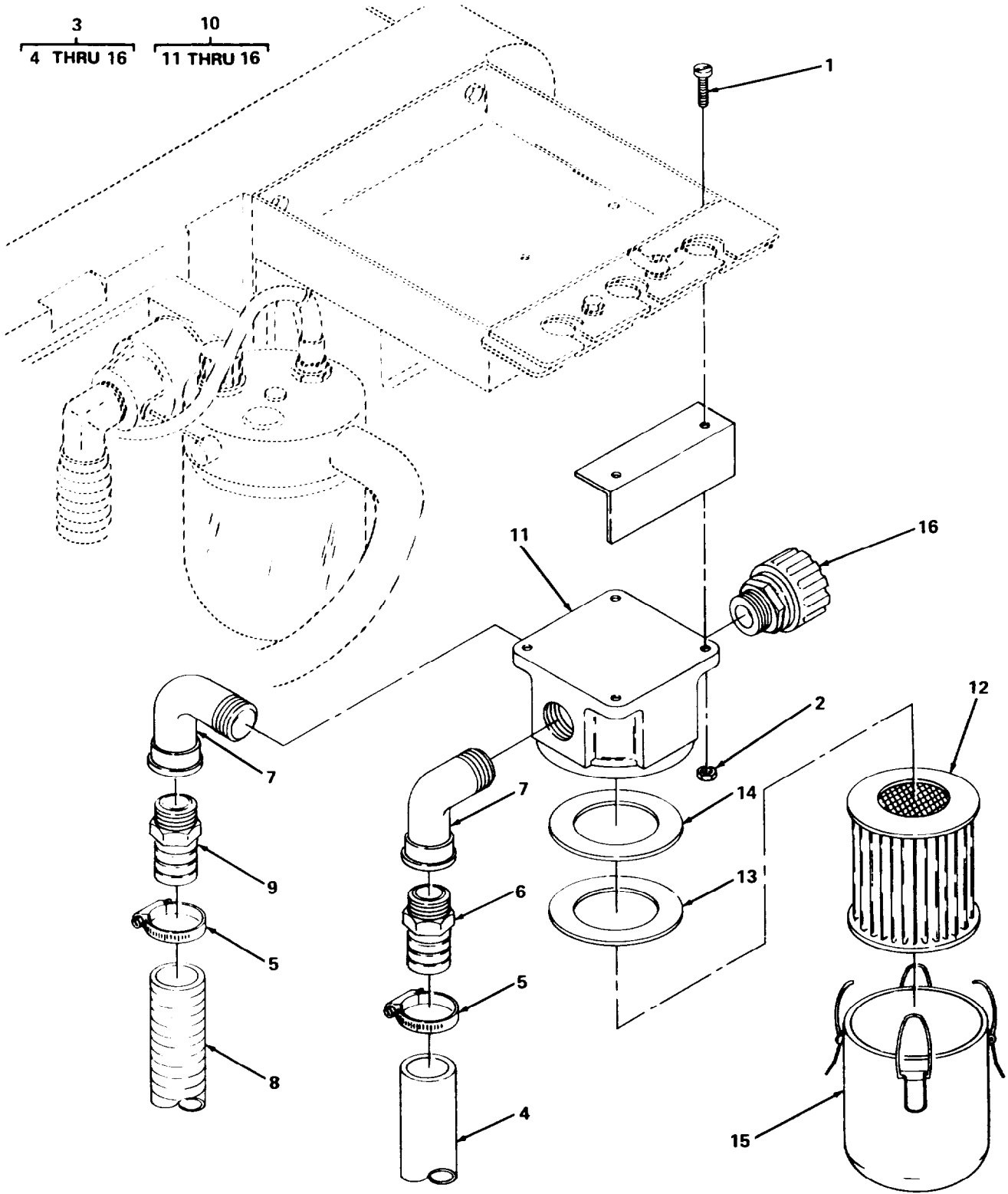
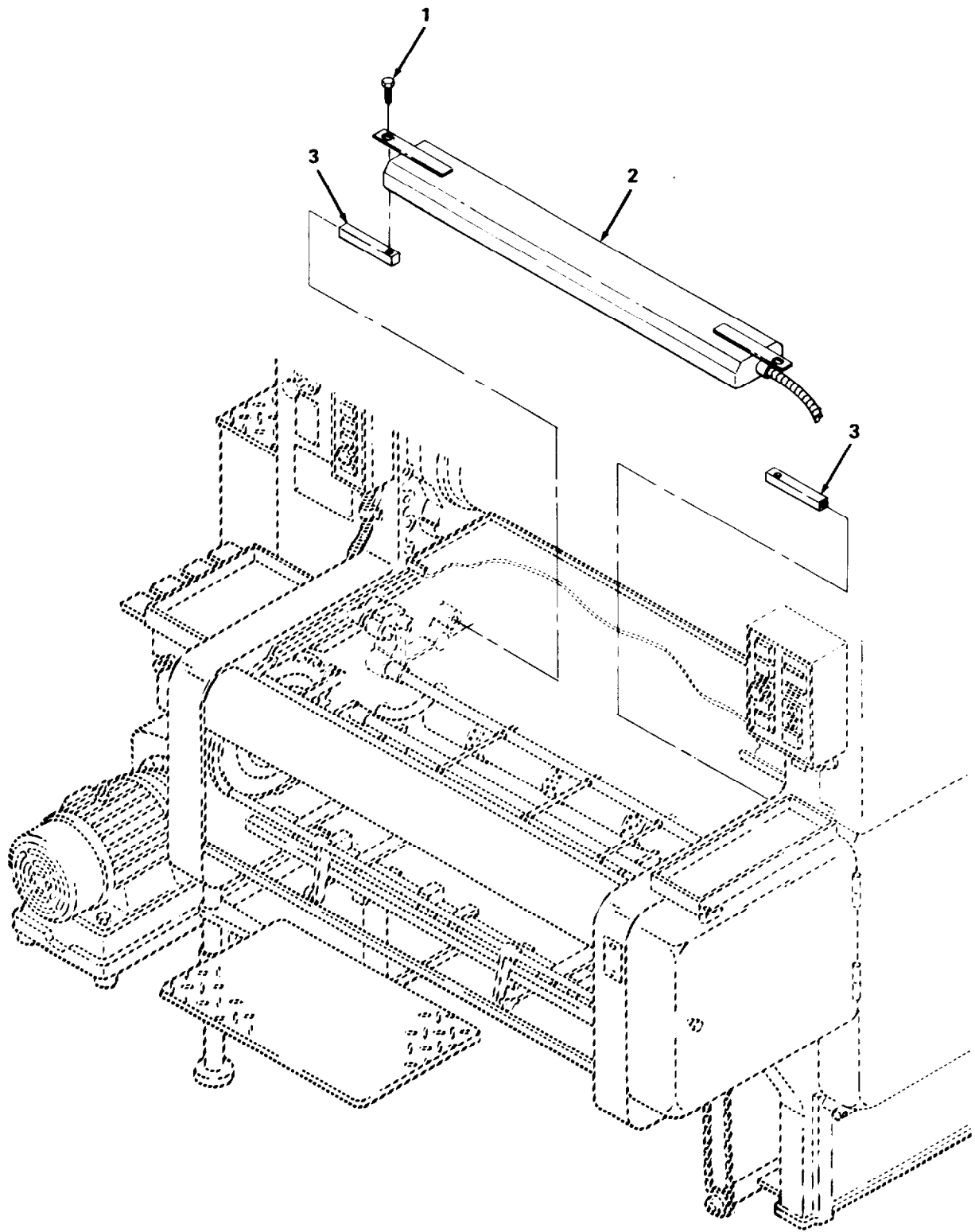


Figure 51. Dust Catcher Assembly.



SECTION II			TM5-3610-286-20P-1			
(1)	(2)	(3)	(4)	(5)	(6)	
ITEM NO	SMR CODE	FSCM	PART NUMBER	DESCRIPTION AND USABLE ON CODES (UOC)	QTY	
				GROUP 07 DELIVERY GROUP		
				FIG. 51 DUST CATCHER ASSEMBLY		
1	XDOZZ	15526	DIN85M5X20	SCREW, PAN HEAD	4	
2	XDOZZ	15526	DIN439BM5X0.8	NUT, HEX	4	
3	XDO00	65713	66.068.100/K02	CATCHER ASSY, DUST	1	
4	XDOZZ	65713	99.068.002	. HOSE	1	
5	XDOZZ	65713	00.530.0490	. CLAMP, HOSE	4	
6	XDOZZ	65713	66.068.019	. NIPPLE, HOSE	1	
7	XDOZZ	65713	00.530.0402	. GUIDE PIECE, CURVED	2	
8	XDOZZ	65713	41.018.001	. HOSE	1	
9	XDOZZ	65713	41.015.087	. NIPPLE, HOSE	1	
10	XDOZZ	65713	66.068.100/K01	. CATCHER, DUST	1	
11	XDOZZ	65713	66.068.100	.. HOUSING DUST CATCHER	1	
12	PAOZZ	65713	47.018.106	.. CARTRIDGE, FILTER	1	
13	PAOZZ	65713	66.068.106	.. GASKET	1	
14	PAOZZ	65713	66.068.105	.. GASKET	1	
15	XDOZZ	65713	41.015.118	.. PIECE, CLAMPING	1	
16	XDOZZ	65713	66.068.104	VALVE	1	

END OF FIGURE



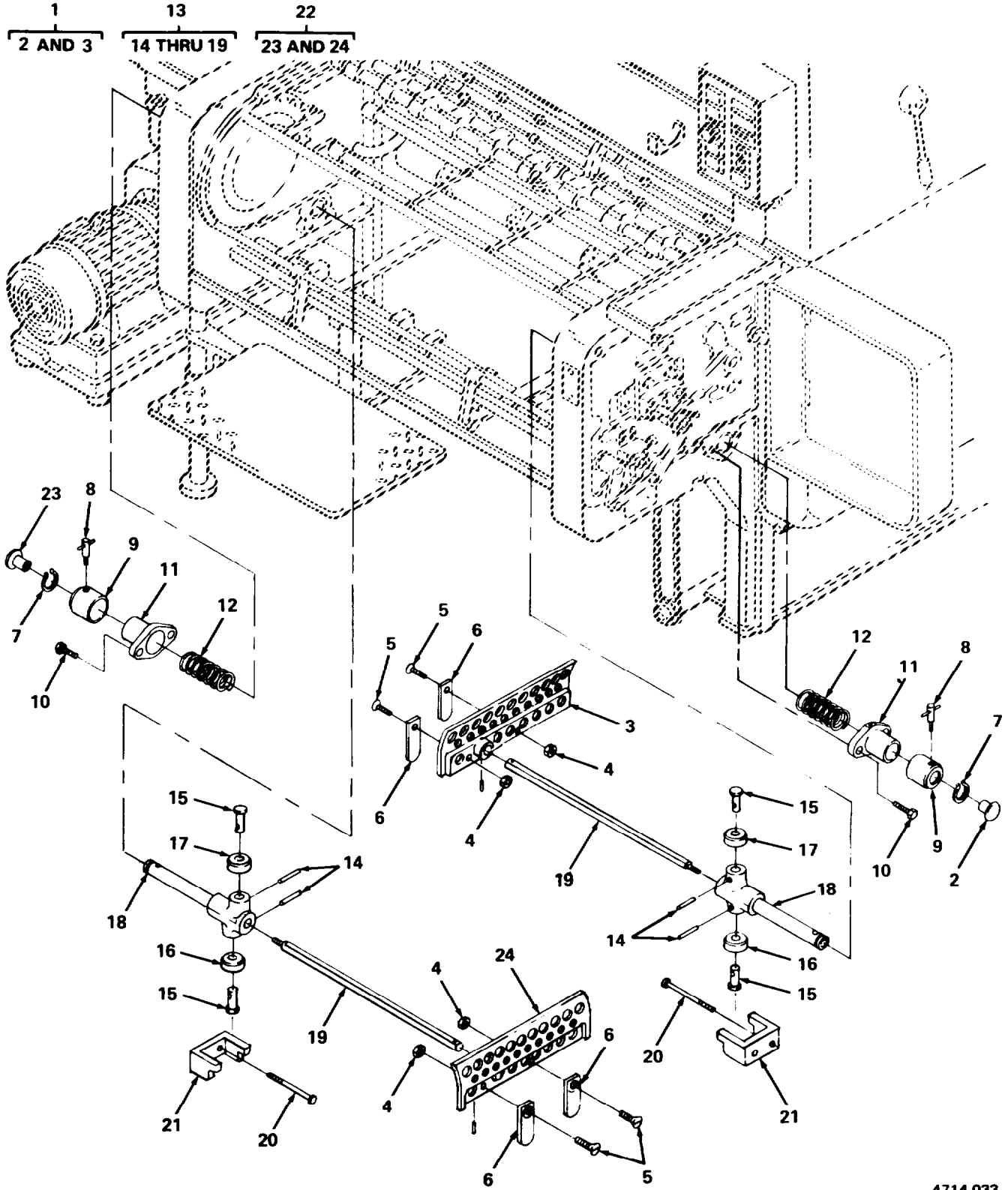
4714-032

Figure 52. Delivery Light Assembly.

**SECTION II****TM5-3610-286-20P-1**

(1) ITEM NO	(2) SMR CODE	(3) FSCM	(4) PART NUMBER	(5) DESCRIPTION AND USABLE ON CODES (UOC)	(6) QTY
				GROUP 07 DELIVERY GROUP	
				FIG. 52 DELIVERY LIGHT ASSEMBLY	
1	XDOZZ	15526	DIN912M16X40	SCREW, CAP, SOCKET HD	4
2	XDOZZ	65713	66.117.030	FIXTURE, FLUOR LAMP	1
3	XDOZZ	65713	66.014.125	BOLT SUPPORT	2

END OF FIGURE



4714-033

Figure 53. Sheet Stop Assembly.

## SECTION II

TM5-3610-286-20P-1

(1) ITEM NO	(2) SMR CODE	(3) FSCM	(4) PART NUMBER	(5) DESCRIPTION AND USABLE ON CODES (UOC)	(6) QTY
GROUP 07 DELIVERY GROUP					
FIG. 53 SHEET STOP ASSEMBLY					
1	XD000	65713	66.015.113F/K01	STOP ASSY, SHEET	1
2	XDOZZ	65713	DIN319E25	.. HANDLE, BALL	1
3	XDOZZ	65713	66.015.113F	.. STOP, SHEET	1
4	XDOZZ	15526	DIN985M6X1	NUT, LOCKING	4
5	XDOZZ	15526	DIN78M6X18	PIN, STRAIGHT	4
6	XDOZZ	65713	49.065.228	LINK, CONNECTING	4
7	PAOZZ	15526	471-23	RING, RETAINING	2
8	XDOZZ	65713	03.022.039	SCREW, TOMMY BAR	2
9	XDOZZ	65713	66.015.109	BUSHING	2
10	XDOZZ	15526	DIN931M8X25	SCREW, CAP, HEX HEAD	4
11	XDOZZ	65713	66.015.105	FLANGE	2
12	PAOZZ	65713	04.018.016	SPRING, HELICAL, COMP	2
13	XD000	65713	66.015.107/K01	SLEEVE, GUIDING	2
14	XDOZZ	65713	00.530.0234	.. PIN, TENSION	4
15	XDOZZ	15526	DIN78M6X18	.. PIN, STRAIGHT	4
16	PAOZZ	15526	DIN625-608	.. BALL, BEARING	2
17	PAOZZ	15526	DIN625-6000-2Z	.. BALL, BEARING	2
18	XDOZZ	65713	66.015.107	.. SLEEVE, GUIDING	2
19	XDOZZ	65713	66.015.108	.. BOLT	2
20	XDOZZ	15526	DIN931M6X65	SCREW, CAP, HEX HEAD	2
21	XDOZZ	65713	66.015.121	PIECE, GUIDE	2
22	XD000	65713	66.015.114F/K01	STOP ASSY, SHEET	1
23	XDOZZ	65713	DIN319E25	.. HANDLE, BALL	1
24	XDOZZ	65713	66.015.114F	.. STOP, SHEET	1

END OF FIGURE

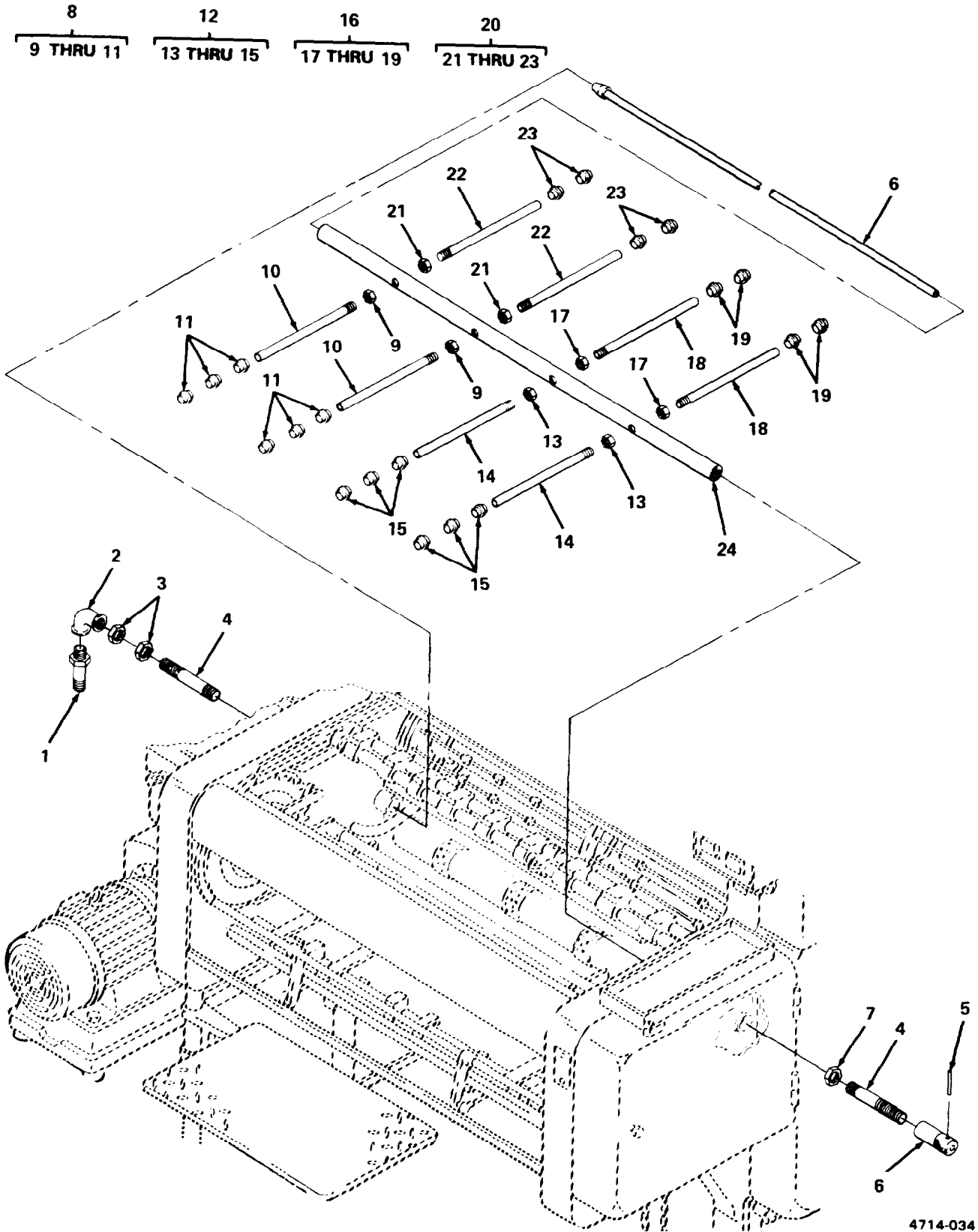


Figure 54. Blower Tube Assembly.

4714-034

SECTION II			TM5-3610-286-20P-1			
(1)	(2)	(3)	(4)	(5)	(6)	
ITEM NO	SMR CODE	FSCM	PART NUMBER	DESCRIPTION AND USABLE ON CODES (UOC)	QTY	
GROUP 07 DELIVERY GROUP						
FIG. 54 BLOWER TUBE ASSEMBLY						
1	XDOZZ	65713	66.068.018	NIPPLE, HOSE	1	
2	XDOZZ	65713	DIN29401-A1	ELBOW, ROUND	1	
3	XDOZZ	15526	DIN934M22X2.5	NUT, HEX	2	
4	XDOZZ	65713	66.014.101	PIECE, CONNECTING	2	
5	PAOZZ	15526	DIN1481-4X20	PIN, SPRING	1	
6	XDOZZ	65713	66.014.130F	ROD, VALVE	1	
7	XDOZZ	15526	DIN934M20X25	NUT, HEX	1	
8	PB000	65713	66.014.106/K01	TUBE ASSEMBLY, PRINT	2	
9	XDOZZ	15526	DIN934M10	. NUT, HEX	2	
10	XDOZZ	65713	66.014.106	. TUBE, BLOWER	2	
11	XDOZZ	65713	14.014.044	. COLLAR	6	
12	PB000	65713	66.014.107/K01	TUBE ASSEMBLY, PRINT	2	
13	XDOZZ	15526	DIN934M10	. NUT, HEX	2	
14	XDOZZ	65713	66.014.107	. TUBE, BLOWER	2	
15	XDOZZ	65713	14.014.044	. COLLAR	6	
16	PB000	65713	66.014.103/K01	TUBE ASSEMBLY, PRINT	2	
17	XDOZZ	15526	DIN934M10	. NUT, HEX	2	
18	XDOZZ	65713	66.014.103	. TUBE, BLOWER	2	
19	XDOZZ	65713	14.014.044	. COLLAR	4	
20	PB000	65713	66.014.102/K01	TUBE ASSEMBLY, PRINT	2	
21	XDOZZ	15526	DIN934M10	. NUT, HEX	2	
22	XDOZZ	65713	66.014.102	. TUBE, BLOWER	2	
23	XDOZZ	65713	14.014.044	. COLLAR	4	
24	XDOZZ	65713	66.014.100	TUBE, BLOWER	1	

END OF FIGURE

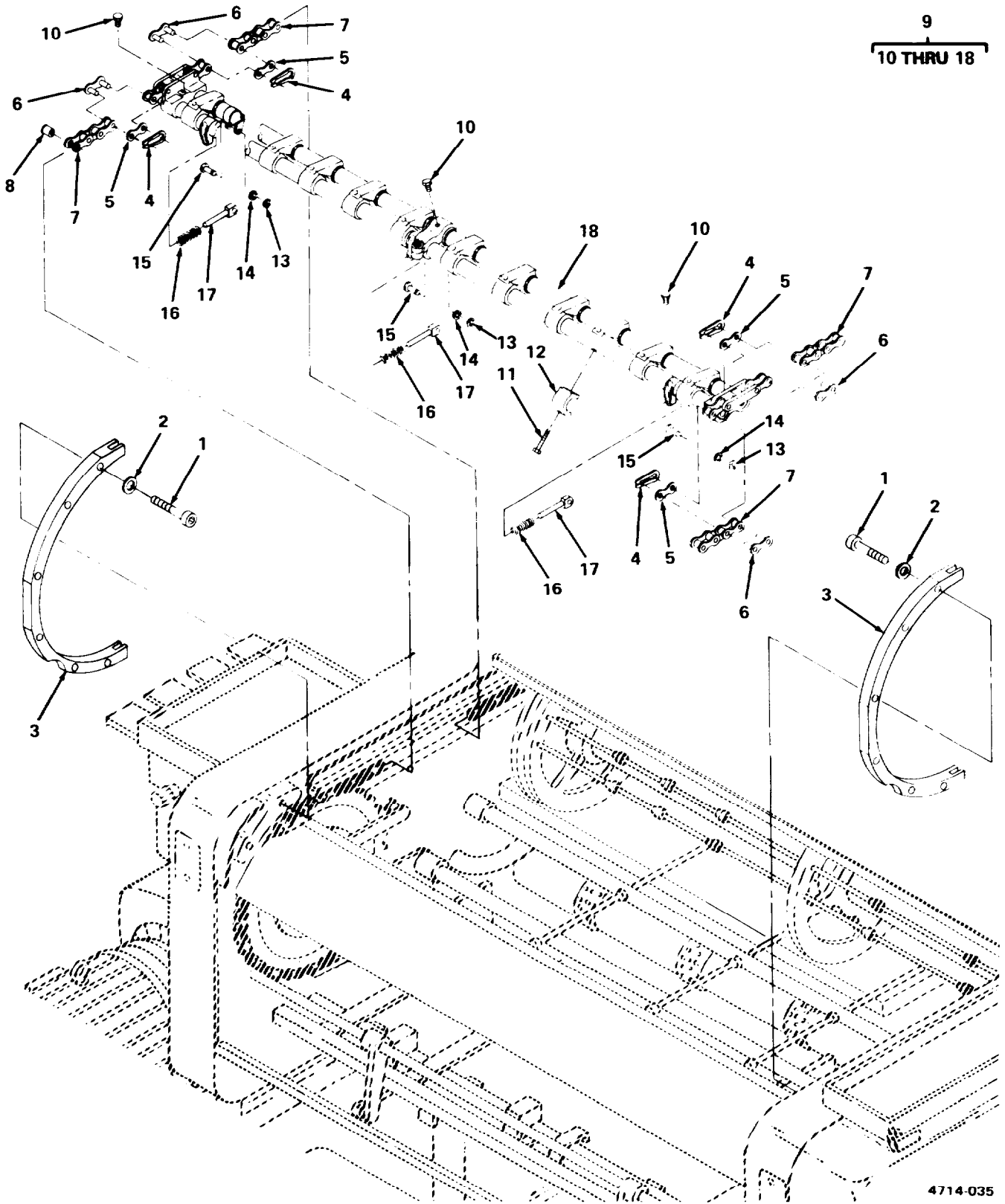
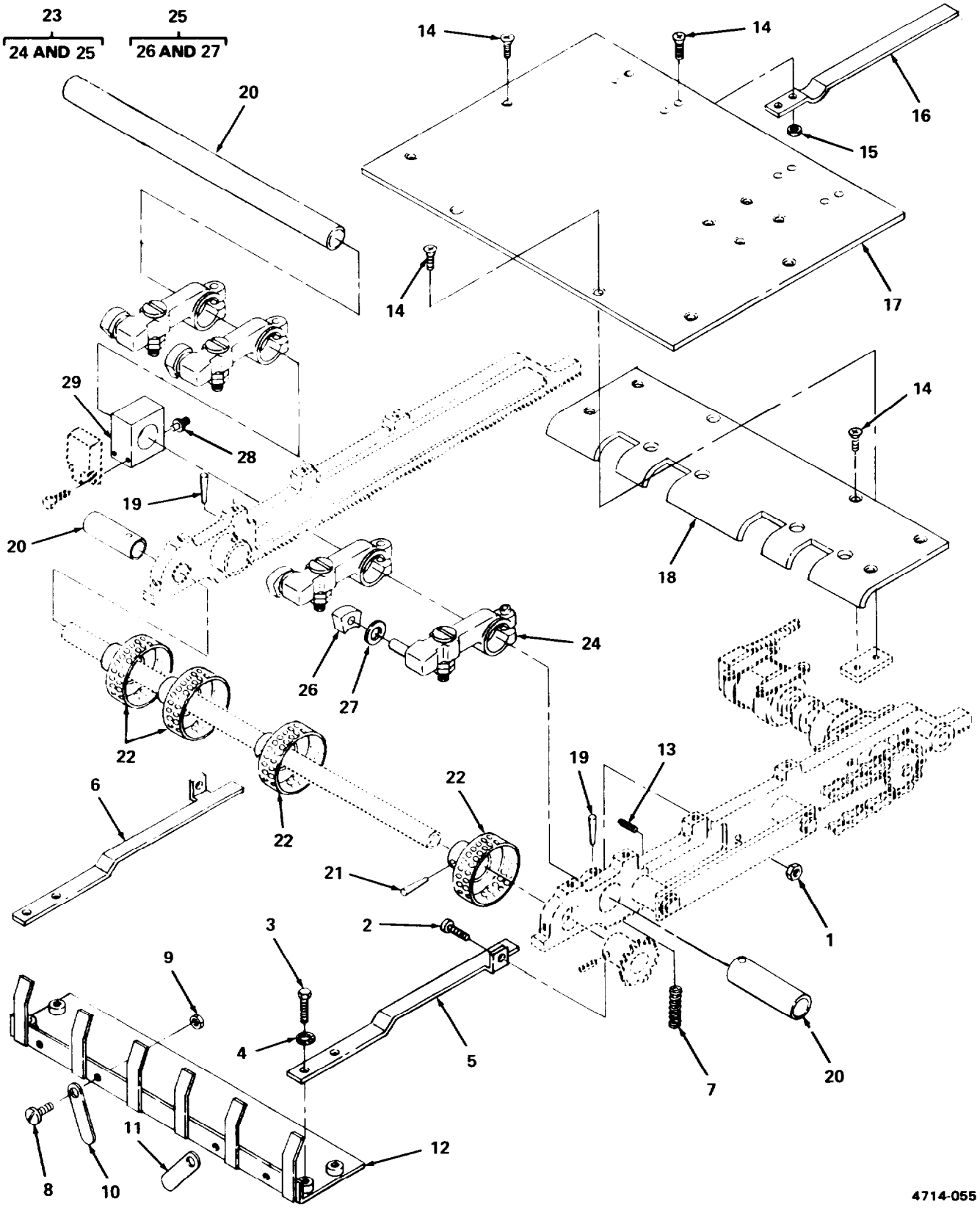


Figure 55. Gripper System Assembly.



SECTION II			TM5-3610-286-20P-1		
(1)	(2)	(3)	(4)	(5)	(6)
ITEM	SMR	FSCM	PART	DESCRIPTION AND USABLE ON CODES (UOC)	QTY
NO	CODE		NUMBER		
				GROUP 07 DELIVERY GROUP	
				FIG. 55 GRIPPER SYSTEM ASSEMBLY	
1	XDOZZ	15526	DIN912M8X25	SCREW, CAP, SOCKET HD	4
2	XDOZZ	15526	DINRIBS8	WASHER, RIBBED	4
3	XDOZZ	65713	76.014.097F	CHAIN GUIDE	2
4	XDOZZ	65713	47.014.011	PLATE, RETAINER	1
5	PBOZZ	65713	00.540.0566	LINK, CONNECTOR, PRIN	12
6	PBOZZ	65713	00.540.0565	LINK, INSIDE CHAIN	12
7	XDOZZ	65713	47.014.015	CHAIN, ROLLER	6
8	PBOZZ	65713	00.580.0617	PIN, CHAIN	12
9	XDOOO	65713	66.014.003F/K01	GRIPPER SYS ASSY	3
10	XDOZZ	65713	00.600.0123	. FITTING, GREASE	3
11	XDOZZ	15526	DIN931M6X55	. SCREW, CAP, HEX HEAD	12
12	PBOZZ	65713	09.014.036	. PAD, GRIPPER	12
13	PAOZZ	15526	DIN6769M7	. E-CLIP	3
14	XDOZZ	15526	DIN1481-2X10	. PIN, SPRING	3
15	XDOZZ	65713	47.014.013	. PIN	3
16	PAOZZ	65713	02.020.014	. SPRING, HELICAL, COMP	3
17	XDOZZ	65713	47.014.012	. ROD, SPRING	2
18	XDOZZ	65713	66.014.003F	. BAR, GRIPPER	1

END OF FIGURE

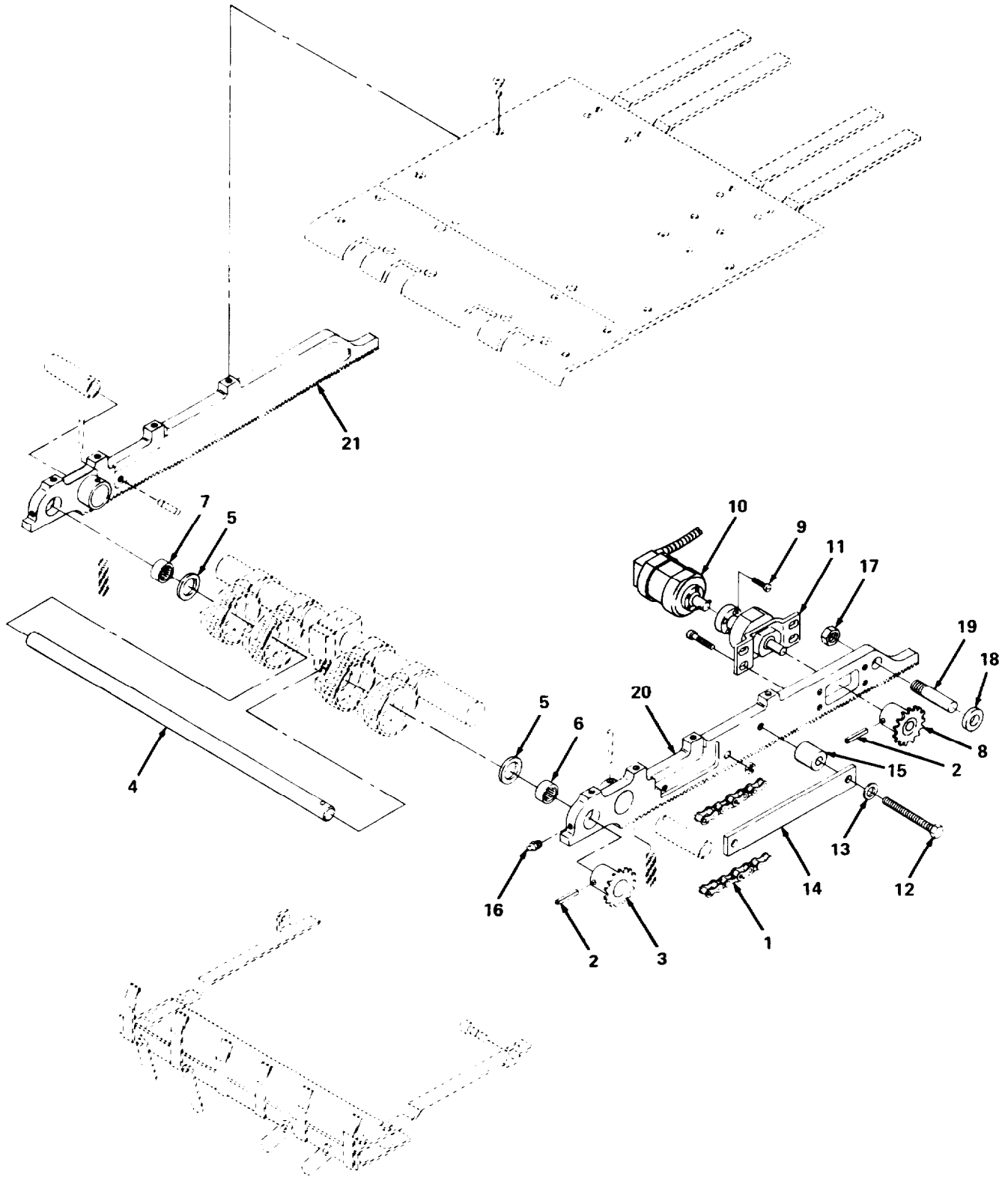


4714-055

Figure 56. Suction Slow Down Assembly.

SECTION II			TM5-3610-286-20P-1		
(1)	(2)	(3)	(4)	(5)	(6)
ITEM	SMR	FSCM	PART	DESCRIPTION AND USABLE ON CODES (UOC)	QTY
NO	CODE		NUMBER		
GROUP 07 DELIVERY GROUP					
FIG. 56 SUCTION SLOW DOWN ASSEMBLY					
1	XDOZZ	15526	DIN934M8	NUT, HEX	2
2	XDOZZ	15526	DIN912M8X30	SCREW, CAP, SOCKET HD	2
3	XDOZZ	15526	DIN931M6X12	SCREW, CAP, HEX HEAD	4
4	XDOZZ	15526	DINRIB6	WASHER, RIBBED	4
5	XDOZZ	65713	66.015.152	HOLDER	1
6	XDOZZ	65713	66.015.151	HOLDER	1
7	PAOZZ	65713	66.010.062	SPRING, HELICAL, COMP	2
8	XDOZZ	65713	66.015.118	PIN	4
9	XDOZZ	15526	DIN985M6X1	NUT, LOCKING	4
10	XDOZZ	65713	66.015.103	LINK, CONNECTING	1
11	XDOZZ	65713	66.015.104	LINK, CONNECTING	1
12	XDOZZ	65713	66.015.150	STOP, SHEET	1
13	XDOZZ	15526	DIN427M8X30	SETSCREW	2
14	XDOZZ	15526	DIN963M6X16	SCREW, FLAT HEAD	21
15	XDOZZ	15526	DIN985M6X1	NUT, LOCKING	8
16	XDOZZ	65713	66.015.106	STRAP, GUIDE	4
17	XDOZZ	65713	66.015.100	GUIDE PLATE II	1
18	XDOZZ	65713	66.015.098	GUIDE PLATE I	1
19	PAOZZ	15526	1-M8X120	PIN, TAPERED, PLAIN	2
20	XDOZZ	65713	66.015.083F	PIPE, VACUUM	1
21	PAOZZ	15526	1-M6X120	PIN, TAPERED, PLAIN	4
22	XDOZZ	65713	66.015.089	WHEEL, SUCKER	4
23	XDOOO	65713	66.015.062/K01	SUCTION ASSY, AIR	4
24	XDOZZ	65713	66.015.062	. BRACKET, SUCTION AIR	4
25	XDOOO	65713	66.015.088/K01	. PIECE MECH, SUCTION	1
26	XDOZZ	65713	00.550.0649	.. WASHER, SEALING	4
27	XDOZZ	65713	66.015.088	PIECE, SUCTION	4
28	XDOZZ	65713	41.015.087	NIPPLE, HOSE	1
29	XDOZZ	65713	41.015.118	PIECE, CLAMPING	1

END OF FIGURE



4714-054

Figure 57. Suction Drum Motor.

## SECTION II

TM5-3610-286-20P-1

(1) ITEM NO	(2) SMR CODE	(3) FSCM	(4) PART NUMBER	(5) DESCRIPTION AND USABLE ON CODES (UOC)	(6) QTY
GROUP 07 DELIVERY GROUP					
FIG. 57 SUCTION DRUM MOTOR					
1	XDOZZ	65713	66.540.0562	CHAIN, ROLLER	1
2	PAOZZ	15526	DIN1481-5X35	PIN, SPRING	4
3	XDOZZ	65713	66.015.213	SPROCKET, CHAIN	1
4	XDOZZ	65713	66.015.086	SHAFT	1
5	XDOZZ	65713	04.020.050	WASHER	1
6	PAOZZ	27737	HK2016	BEARING, ROLLER, NEED	2
7	PAOZZ	27737	BK2018RS	BUSHING, NEEDLE, BEAR	1
8	XDOZZ	65713	66.015.059	SPROCKET, CHAIN	1
9	XDOZZ	15526	DIN933M5X12	SCREW, CAP, HEX HEAD	4
10	XDOZZ	65713	66.112.141/A	MOTOR, SUCTION DRUM 230V, 60HZ; M21	1
11	PAOZZ	65713	66.015.200/K01	DRIVE UNIT, ANGLE	1
12	XDOZZ	15526	DIN933M6X30	SCREW, CAP, HEX HEAD	2
13	XDOZZ	15526	DIN125M6	WASHER, FLAT	2
14	XDOZZ	65713	66.015.065	GUIDE, CHAIN	1
15	XDOZZ	65713	04.014.017	RING, SPACER	2
16	XDOZZ	65713	00.600.0122	NIPPLE, GREASE	1
17	XDOZZ	65713	66.015.083	NUT, HEX	1
18	XDOZZ	15526	DIN125M12	WASHER, FLAT	1
19	XDOZZ	65713	66.015.063	PIN	1
20	XDOZZ	65713	66.015.061	PLATE, SIDE	1
21	XDOZZ	65713	66.015.060	PLATE, SIDE	1

END OF FIGURE

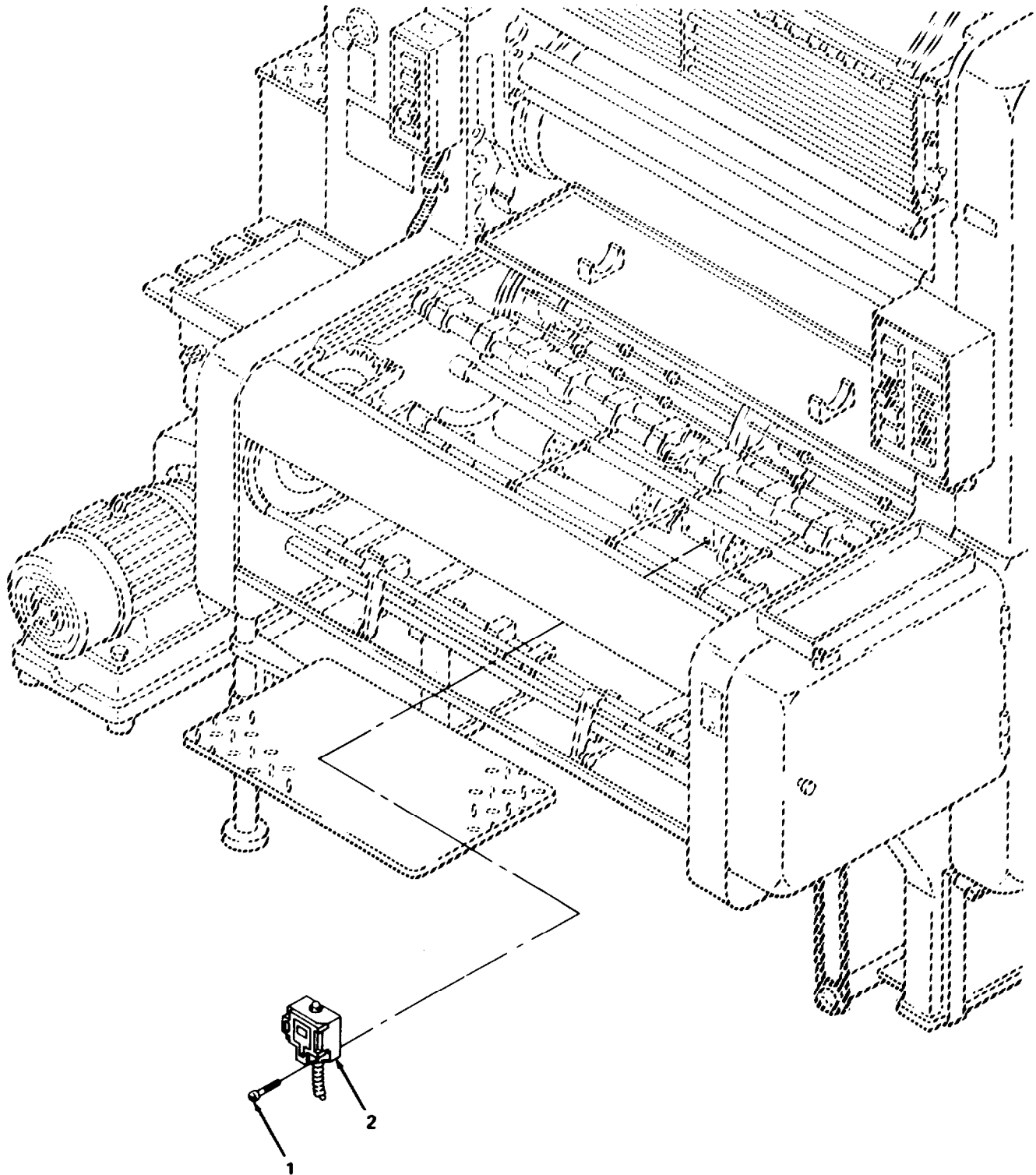


Figure 58. Suction Drum Limit Switch.

**SECTION II****TM5-3610-286-20P-1**

(1) ITEM NO	(2) SMR CODE	(3) FSCM	(4) PART NUMBER	(5) DESCRIPTION AND USABLE ON CODES (UOC)	(6) QTY
				GROUP 07 DELIVERY GROUP	
				FIG. 58 SUCTION DRUM LIMIT SWITCH	
1	XDOZZ	15526	DIN85M4X20	SCREW, PAN HEAD	2
2	PBOZZ	65713	00.780.0185	SWITCH, TOGGLE	2

END OF FIGURE

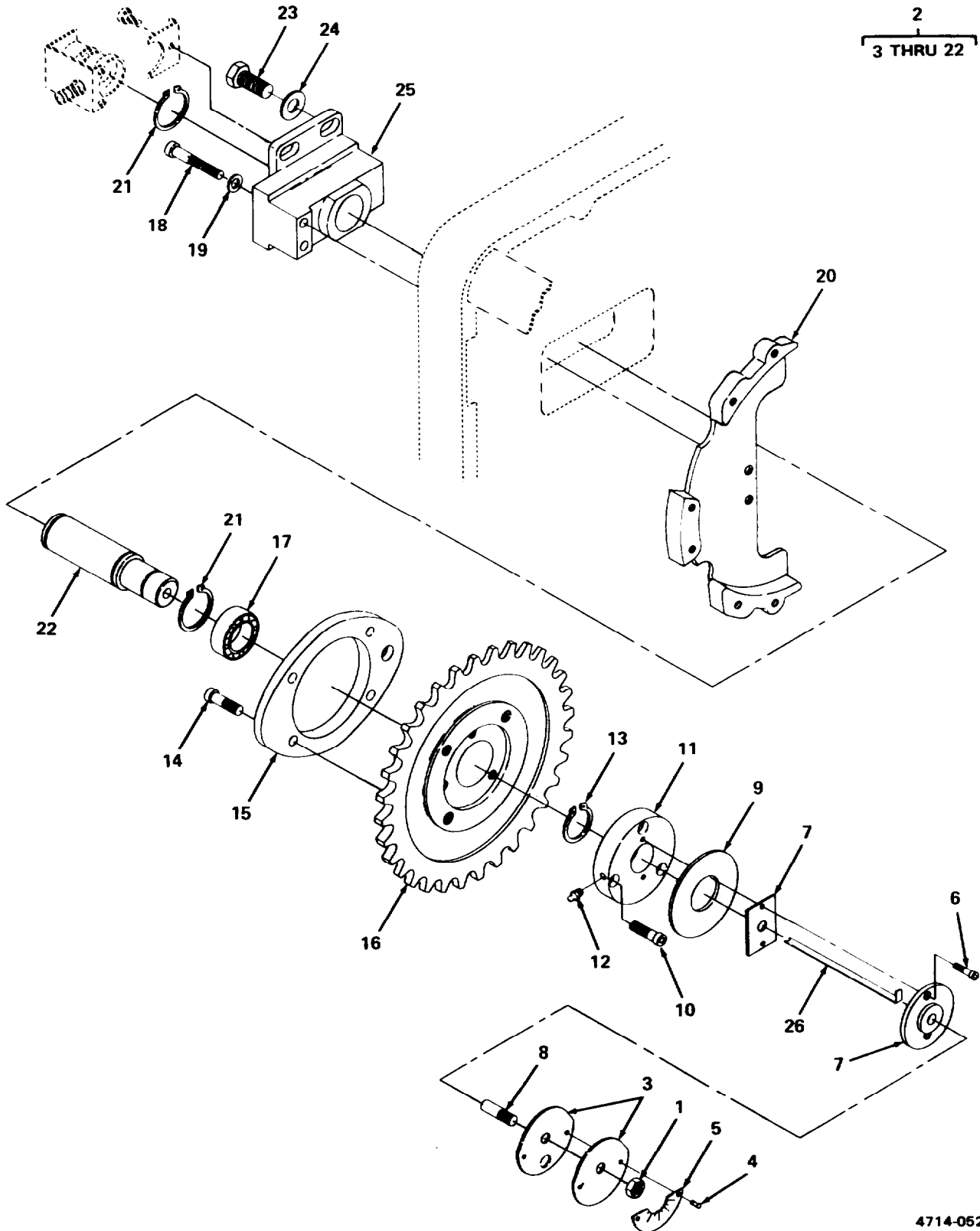


Figure 59. Chain Sprocket Assembly.



## SECTION II

TM5-3610-286-20P-1

(1) ITEM NO	(2) SMR CODE	(3) FSCM	(4) PART NUMBER	(5) DESCRIPTION AND USABLE ON CODES (UOC)	(6) QTY
GROUP 07 DELIVERY GROUP					
FIG. 59 CHAIN SPROCKET ASSEMBLY					
1	XDOZZ	15526	DIN7967M6	NUT, SELF LOCKING	3
2	PA000	65713	66.014.028/K10	SPROCKET WHEEL	1
3	XDOZZ	65713	66.023.007	. CAM, POWDER ADJ	1
4	XDOZZ	15526	DIN1476M3X4	. NAIL, RIBBED	2
5	XDOZZ	65713	10.466.3999	. PLATE, INDICATOR	1
6	XDOZZ	15526	DIN912M6X10	. SCREW, CAP, SOCKET HD	1
7	XDOZZ	65713	93.023.009	. FLANGE	1
8	XDOZZ	65713	93.023.008	. PIN	1
9	PAOZZ	15526	DIN5419-30M5	. FELT, MECHANICAL, PRE	1
10	XDOZZ	15526	DIN912M6X16	. SCREW, CAP, SOCKET HD	1
11	XDOZZ	65713	93.023.004	. FLANGE	1
12	PBOZZ	65713	00.600.0122	. NIPPLE, GREASE	1
13	PAOZZ	15526	471-30X1.5	. RING, RETAINING	1
14	XDOZZ	15526	DIN912M8X16	. SCREW, CAP, SOCKET HD	3
15	XDOZZ	65713	66.015.129	. DISC, ECCENTRIC	1
16	XDOZZ	65713	66.014.028	. SPROCKET, CHAIN	1
17	PAOZZ	65713	DIN628 3206-A	. BALL, BEARING	1
18	XDOZZ	15526	DIN912M8X45	. SCREW, CAP, SOCKET HD	2
19	XDOZZ	15526	DINRIBS8	. WASHER, RIBBED	2
20	XDOZZ	65713	76.014.010	. SEGMENT	1
21	PAOZZ	15526	DIN471-35X1.5	. RING, RETAINING	2
22	XDOZZ	65713	66.014.023	. BOLT	1
23	XDOZZ	15526	DIN933M12X40	. SCREW, CAP, HEX HEAD	2
24	XDOZZ	15526	DINRIBS12	WASHER, RIBBED	1
25	XDOZZ	65713	66.014.013/K01	BEARING ASSY, DS	1
26	XDOZZ	65713	66.014.013	. BEARING	1

END OF FIGURE

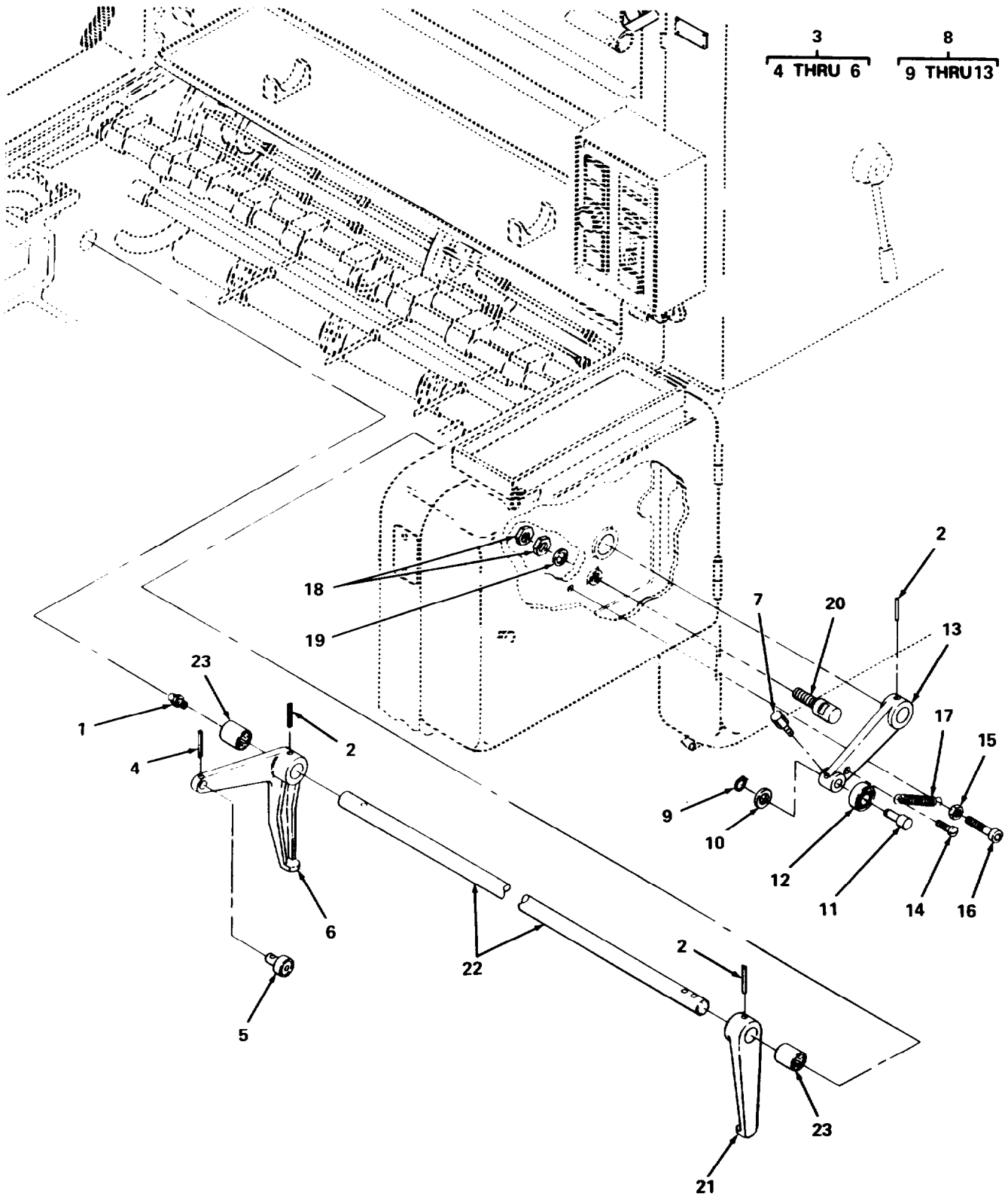


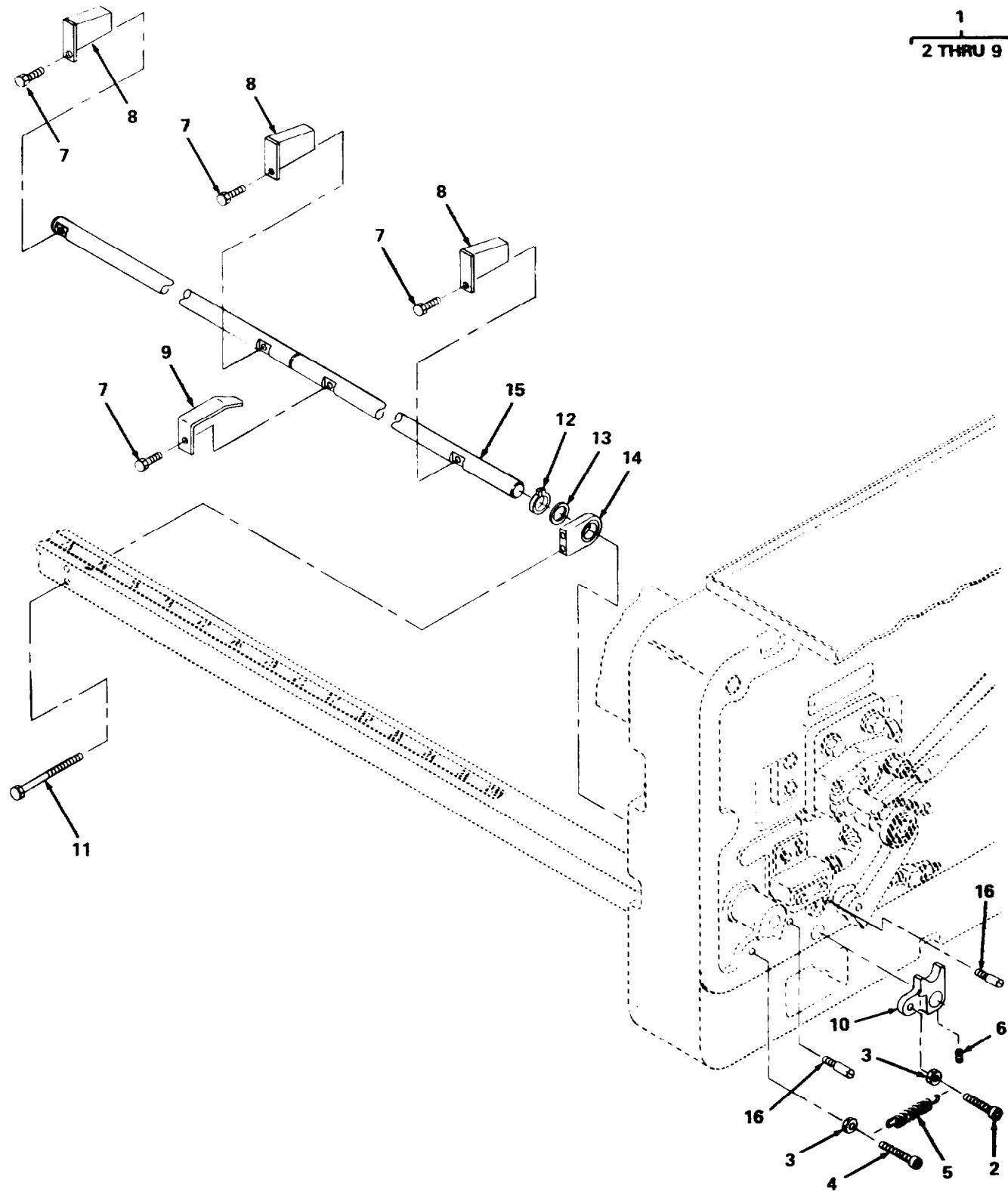
Figure 60. Cam Lever Assembly.

## SECTION II

## TM5-3610-286-20P-1

(1)	(2)	(3)	(4)	(5)	(6)
ITEM NO	SMR CODE	FSCM	PART NUMBER	DESCRIPTION AND USABLE ON CODES (UOC)	QTY
				GROUP 07 DELIVERY GROUP	
				FIG. 60 CAM LEVER ASSEMBLY	
1	XDOZZ	65713	DIN3402CM8X1GELB	FITTING, GREASE	1
2	PAOZZ	15526	1-M6X120	PIN, TAPERED, PLAIN	3
3	XDOOO	65713	66.015.116/K01	LEVER ASSY	1
4	PAOZZ	15526	DIN1481-3X22	.PIN, SPRING	1
5	XDOZZ	65713	36.010	.CAM FOLLOWER, NEEDLE	1
6	XDOZZ	65713	66.015.116	.LEVER	1
7	XDOZZ	65713	66.015.135	SCREW, LOCKING	1
8	XDOOO	65713	66.015.127/K01	LEVER, ASSY	1
9	PAOZZ	D8286	10X1DIN471	.RING, RETAINING	1
10	XDOZZ	65713	03.021.059	.WASHER	1
11	XDOZZ	65713	66.015.131	.STUD	1
12	PAOZZ	15526	DIN625 6300	.BEARING, BALL, ANNULA	1
13	XDOZZ	65713	66.015.127	.LEVER	1
14	XDOZZ	65713	27.017.153	SCREW, PIN	1
15	XDOZZ	15526	DIN934M6	NUT, HEX	2
16	XDOZZ	15526	DIN912M6X28	SCREW, CAP, SOCKET HD	1
17	PAOZZ	65713	26.017.051	SPRING, HELICAL, EXTE	1
18	XDOZZ	15526	DIN934M12	NUT, HEX	2
19	XDOZZ	15526	DINRIBS12	WASHER, RIBBED	1
20	XDOZZ	65713	66.015.122	BOLT, STOP	1
21	XDOZZ	65713	66.015.117	LEVER	1
22	XDOZZ	65713	66.015.128F	SHAFT, COMPLETE	1
23	XDOZZ	27737	HK1010	BEARING, ROLLER, NEED	2

END OF FIGURE



4714-041

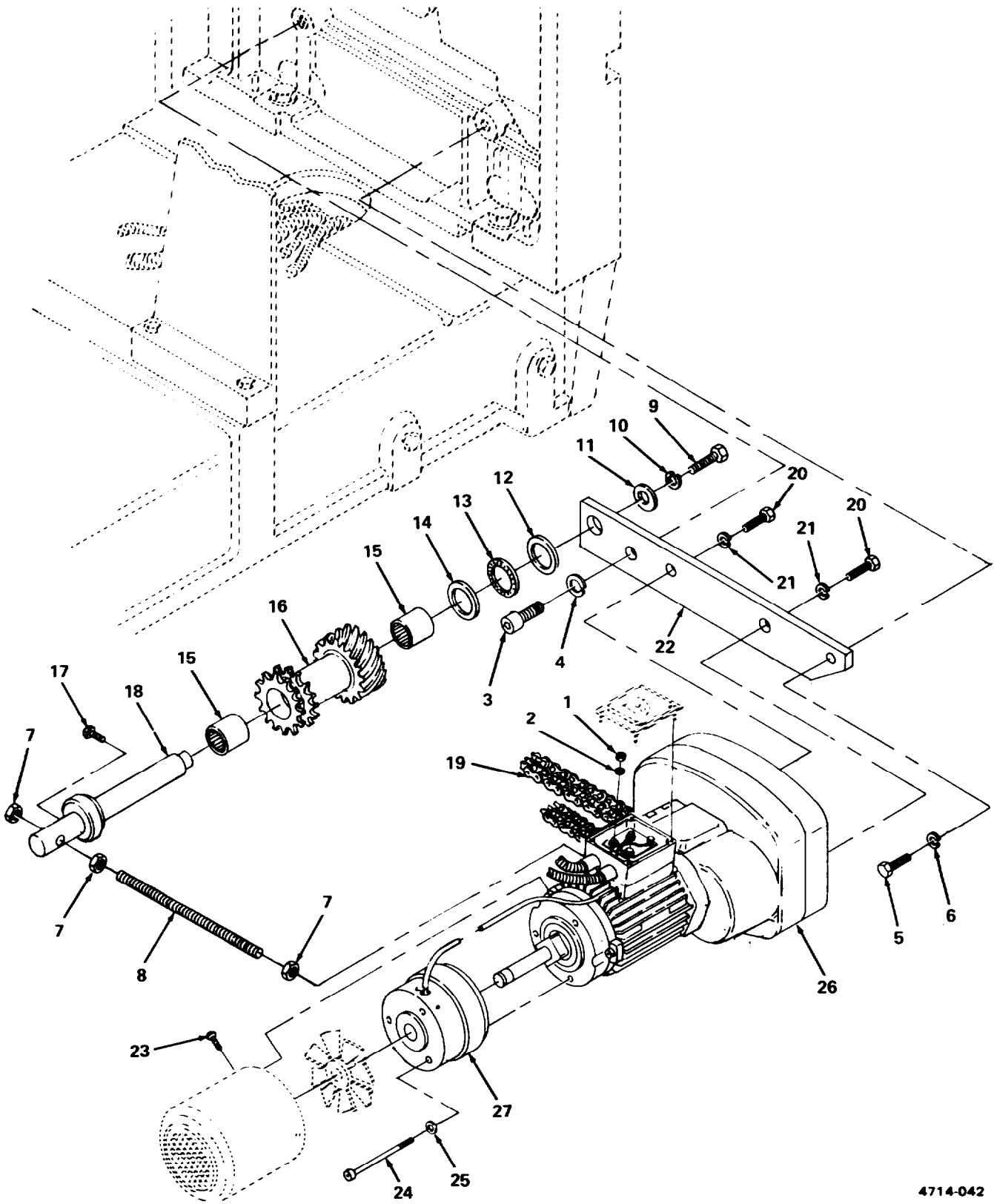
Figure 61. Trip Block Assembly.

## SECTION II

## TM5-3610-286-20P-1

(1) ITEM NO	(2) SMR CODE	(3) FSCM	(4) PART NUMBER	(5) DESCRIPTION AND USABLE ON CODES (UOC)	(6) QTY
				GROUP 07 DELIVERY GROUP	
				FIG. 61 TRIP BLOCK ASSEMBLY	
1	PA000	65713	66.014.071/K01	BLOCK ASSEMBLY, TRI	1
2	XDOZZ	15526	DIN427M6X25	. SETSCREW	2
3	XDOZZ	15526	DIN934M6	. NUT, HEX	2
4	XDOZZ	15526	DIN912M6X16	. SCREW, CAP, SOCKET HD	1
5	XDOZZ	65713	04.019.025	. SPRING, TENSION	1
6	XDOZZ	15526	DIN916M6X6	. SETSCREW, CUP PT	1
7	XDOZZ	15526	DIN933M6X30	SCREW, CAP, HEX HEAD	4
8	XDOZZ	65713	66.014.067F	. STOP, PLATE	3
9	XDOZZ	65713	66.014.071	. BLOCK, TRIP	1
10	XDOZZ	65713	66.014.062	BLOCK, TRIP	1
11	XDOZZ	15526	DIN933M4X35	SCREW, CAP, HEX HEAD	2
12	PAOZZ	D8286	12X1D1N471	RING, RETAINING	1
13	XDOZZ	15526	DIN125M12	WASHER, FLAT	1
14	XDOZZ	65713	66.014.065	BRACKET, BEARING	1
15	XDOZZ	65713	66.014.066	SHAFT, DRIVE	1
16	XDOZZ	15525	DIN427M6X30	SETSCREW	2

END OF FIGURE



4714-042

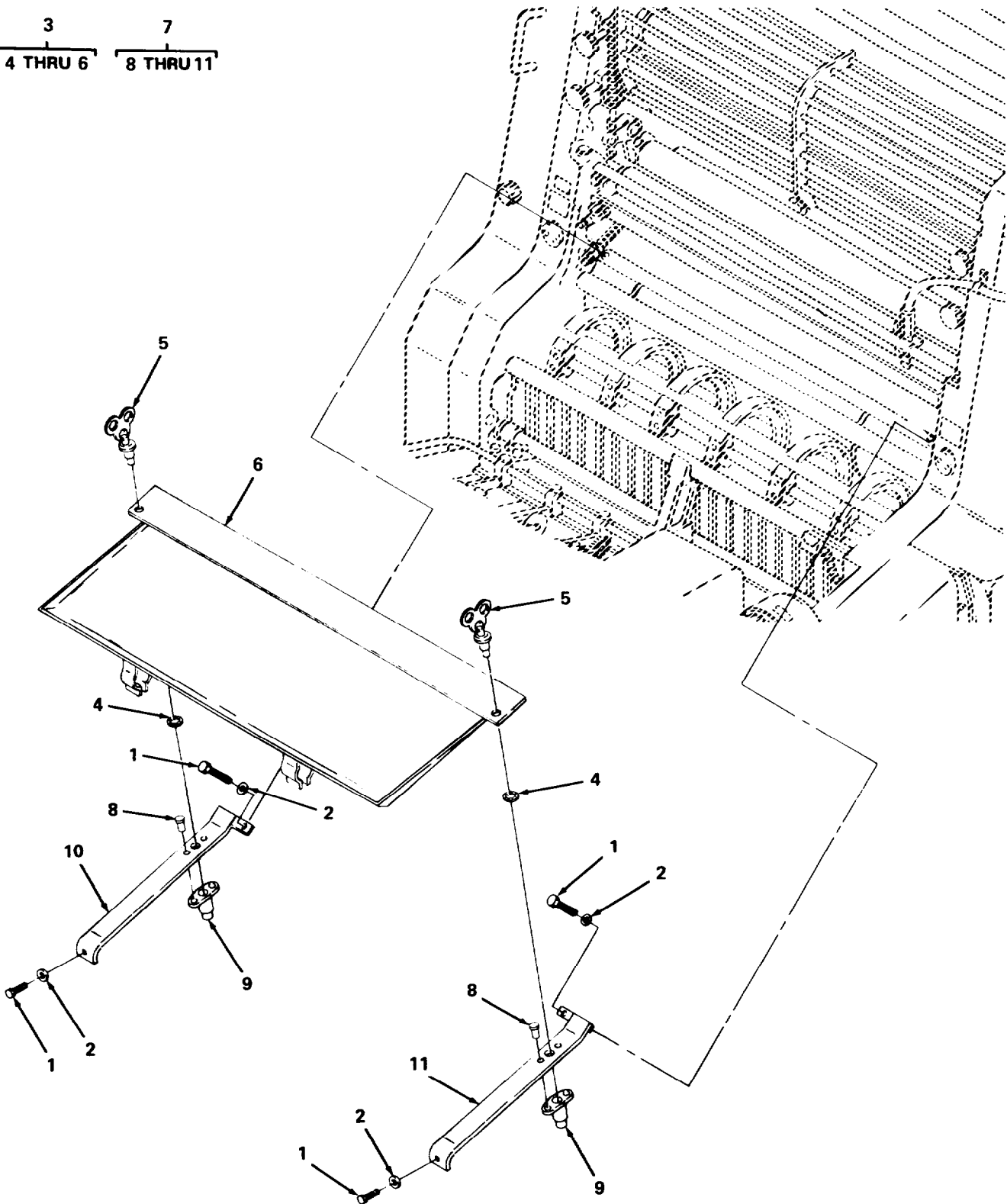
Figure 62. Pile Lift Motor.

SECTION II			TM5-3610-286-20P-1		
(1)	(2)	(3)	(4)	(5)	(6)
ITEM	SMR		PART		
NO	CODE	FSCM	NUMBER	DESCRIPTION AND USABLE ON CODES (UOC)	QTY
				GROUP 07 DELIVERY GROUP	
				FIG. 62 PILE LIFT MOTOR	
1	XDOZZ	15526	DIN934M4	NUT, HEX	5
2	XDOZZ	15526	DIN125M4	WASHER, FLAT	4
3	XDOZZ	15526	DIN912M16X40	SCREW, CAP, SOCKET HD	1
4	XDOZZ	15526	DINRIBS16	WASHER, RIBBED	1
5	XDOZZ	15526	DIN933M12X35	SCREW, CAP, HEX HEAD	2
6	XDOZZ	15526	DIN125M12	WASHER, FLAT	2
7	XDOZZ	15526	DIN934M10	NUT, HEX	3
8	XDOZZ	65713	03.102.003	PIECE, THREADED	1
9	XDOZZ	15526	DIN933M12X30	SCREW, CAP, HEX HEAD	1
10	XDOZZ	15526	DINRIBS12	WASHER, RIBBED	1
11	XDOZZ	15526	DIN125M12	WASHER, FLAT	1
12	XDOZZ	15526	DIN9021M30	WASHER, FLAT, OVS	1
13	XDOZZ	65713	00.550.0464	BEARING, THRUST	1
14	XDOZZ	65713	04.015.120	WASHER	1
15	PAOZZ	27737	HK3026	BEARING, ROLLER, NEED	2
16	PBOZZ	65713	41.015.146	GEAR, WORM	1
17	XDOZZ	65713	00.600.0123	FITTING, GREASE	1
18	XDOZZ	65713	41.015.143	SHAFT	1
19	XDOZZ	65713	41.015.147	CHAIN, ROLLER	1
20	XDOZZ	15526	DIN933M10X30	SCREW, CAP, HEX HEAD	2
21	XDOZZ	15526	DIN125M10	WASHER, FLAT	2
22	XDOZZ	65713	41.015.142	BRACKET, SUPPORT	1
23	XDOZZ	15526	DIN85M4X8	SCREW, PAN HEAD	3
24	XDOZZ	15526	DIN912M5X65	SCREW, CAP, SOCKET HD	3
25	XDOZZ	15526	DINRIBS6	WASHER, RIBBED	3
26	XD000	65713	66.105.682	MOTOR, PILE LIFTING	1
27	XDOZZ	65713	66.109.131/K01	. CLUTCH, MAGNETIC	1

END OF FIGURE

3  
4 THRU 6

7  
8 THRU 11



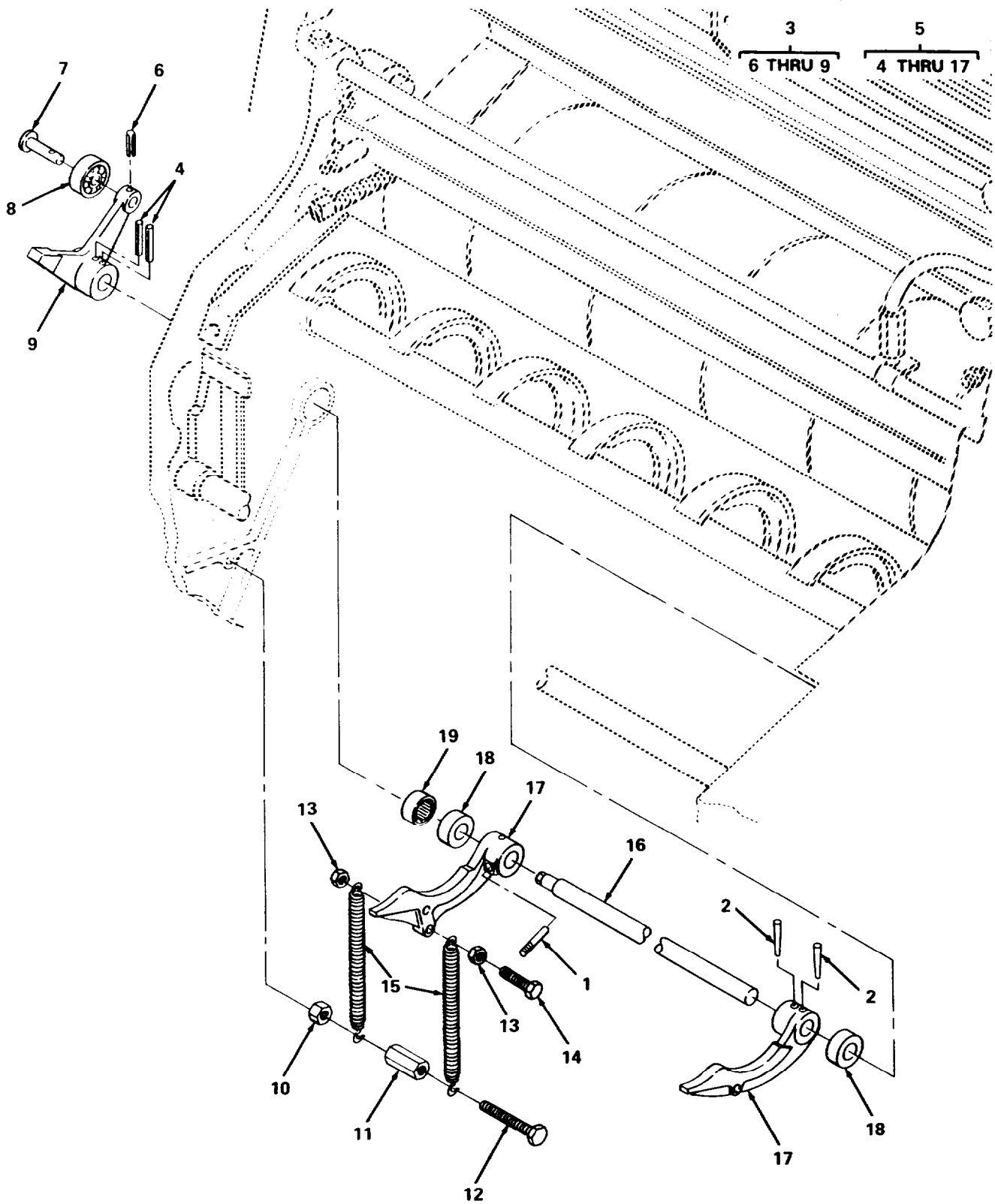
4714-066

Figure 63. Cylinder Safety Guard.



SECTION II			TM5-3610-286-20P-1		
(1)	(2)	(3)	(4)	(5)	(6)
ITEM NO	SMR CODE	FSCM	PART NUMBER	DESCRIPTION AND USABLE ON CODES (UOC)	QTY
				GROUP 08 RANGER DRUM GROUP	
				FIG. 63 CYLINDER SAFETY GUARD	
1	XDOZZ	15526	DIN912M6X10	SCREW,CAP,SOCKET HD	4
2	XDOZZ	15526	DIN125M6	WASHER, FLAT	4
3	XDO00	97403	13226E7914	PLATE, GUARD	1
4	XDOZZ	97403	13214E0680	. WASHER, LOCK	2
5	XDOZZ	71286	26S13C9	. STUD ASSEMBLY, TURNL	2
6	XDOZZ	65713	66.071.040	. PLATE, GUARD	1
7	XDO00	97403	13226E7933	GUARD ASSY, PRESS	1
8	XDOZZ	96906	MS20426A4-6	. RIVET, SOLID	4
9	XDOZZ	97403	13211E3370	. RECEPTACLE, TURNLOCK	2
10	XDOZZ	65713	66.071.055	. GUARD, OS	1
11	XDOZZ	65713	66.071.057	. GUARD, DS	1

END OF FIGURE

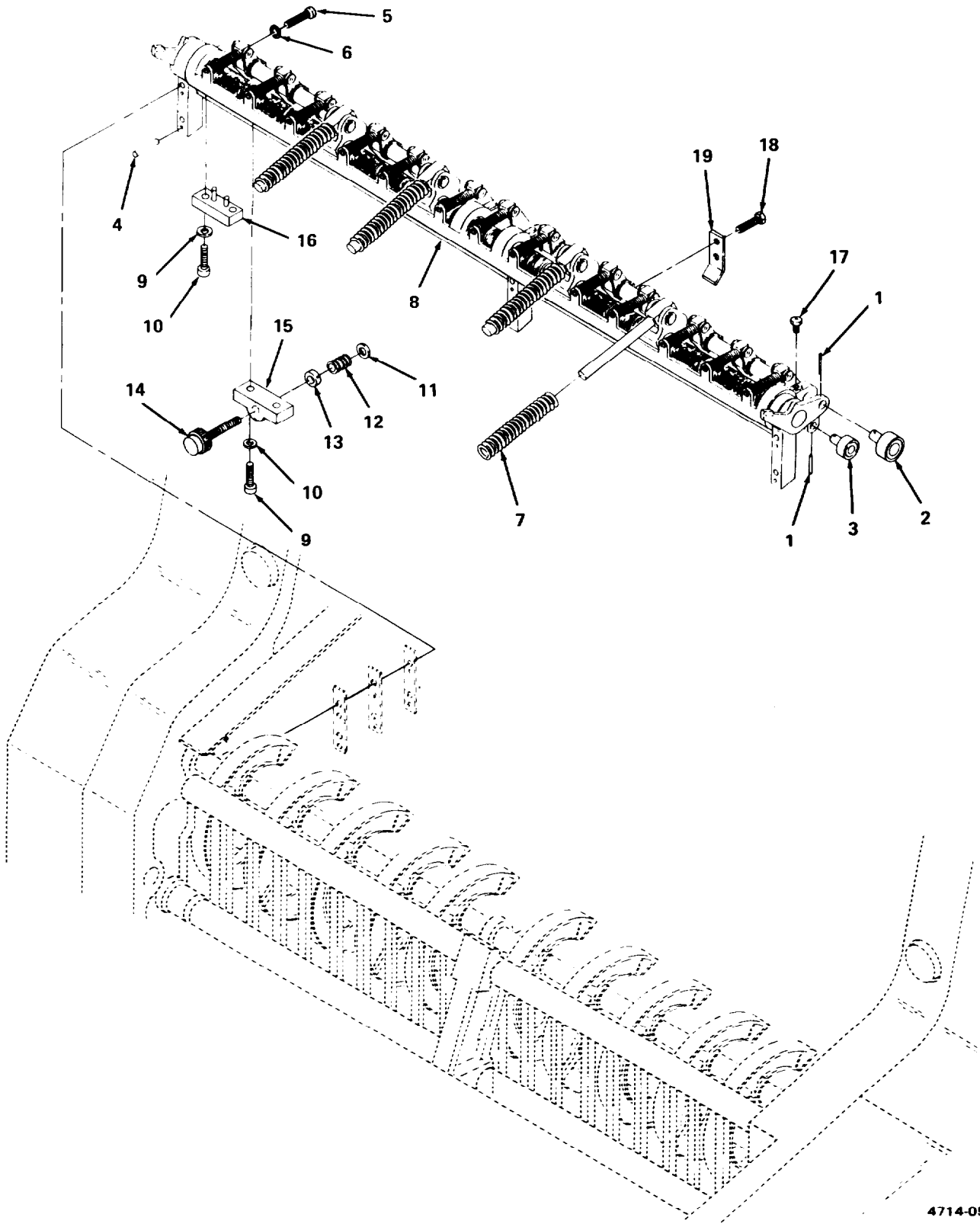


4714-057

Figure 64. Cam Shaft Assembly.

SECTION II			TM5-3610-286-20P-1			
(1)	(2)	(3)	(4)	(5)	(6)	
ITEM NO	SMR CODE	FSCM	PART NUMBER	DESCRIPTION AND USABLE ON CODES (UOC)	QTY	
				GROUP 08 RANGER DRUM GROUP		
				FIG. 64 CAM SHAFT ASSEMBLY		
1	PAOZZ	15526	DIN7977M6X50	PIN,TAPERED,THREADE EXTERNAL THREADED	1	
2	PAOZZ	15526	1-M6X120	PIN,TAPERED,PLAIN	2	
3	XDO00	65713	66.013.043F/K01	SHAFT ASSY	1	
4	PAOZZ	15526	DIN1481M6X51	. PIN, SPRING TENSION	2	
5	XDO00	65713	66.012.081/K03	. LEVER MECH	1	
6	PAOZZ	15526	DIN1481M5X36	.. PIN,SPRING	1	
7	XDOZZ	65713	66.012.132	..SHAFT, ROLLER	1	
8	XDOZZ	65713	DIN625 6304	..BEARING, BALL, GRVD	1	
9	XDOZZ	65713	66.012.081	.. LEVER DS	1	
10	XDOZZ	15526	DIN934M10	.NUT, HEX	1	
11	XDOZZ	65713	66.013.021	BUSHING, SPACER	1	
12	XDOZZ	15526	DIN933M10X60	.SCREW,CAP,HEX HEAD	1	
13	XDOZZ	15526	DIN980M8	.NUT, LOCK	2	
14	XDOZZ	15526	DIN933M8X45	. SCREW,CAP,HEX HEAD	2	
15	PAOZZ	65713	27.013.075	. SPRING,HELICAL,EXTE	2	
16	XDOZZ	65713	66.013.043F	. SHAFT, COMPLETE	1	
17	XDOZZ	65713	66.013.044F	. LEVER, CAM	1	
18	XDOZZ	65713	66.013.046	BUSHING, SPACER	2	
19	PAOZZ	27737	NK30/30	BEARING,ROLLER,NEED	3	

END OF FIGURE



4714-059.1

Figure 65. Gripper Bar Assembly.

SECTION II			TM5-3610-286-20P-1		
(1)	(2)	(3)	(4)	(5)	(6)
ITEM NO	SMR CODE	FSCM	PART NUMBER	DESCRIPTION AND USABLE ON CODES(UOC)	QTY
				GROUP 08 RANGER DRUM GROUP	
				FIG. 65 GRIPPER BAR ASSEMBLY	
1	PAOZZ	15526	1-M3X60	PIN,TAPERED,PLAIN	4
2	PAOZZ	27737	F-53272	CAM FOLLOWER,NEEDL	2
3	PAOZZ	27737	F-54293	CAM FOLLOWER,NEEDL	2
4	XDOZZ	15526	DIN7978M8X40	PIN,TAPERED,PRINTIN	5
5	XDOZZ	15526	DIN912M10X40	SCREW SOCKET HEAD	4
6	XDOZZ	15526	DINRIBS10	WASHER, RIBBED	4
7	XDOZZ	65713	27.013.029	SPRING,COMPRESSION	4
8	XDODD	65713	66.013.009/K05	BAR ASSEMBLY,GRIPPE	1
9	XDOZZ	65713	00.540.0439	.SCREW, SOCKET HEAD	12
10	XDOZZ	65713	00.580.0016	.WASHER, SAFETY	12
11	XDOZZ	65713	00.510.0004	.WASHER	2
12	XDOZZ	65713	01.012.012	. SPRING,HELICAL,COMP	2
13	XDOZZ	65713	01.901.028	. COLLAR, SET	2
14	XDOZZ	65713	27.013.079	. SCREW, ADJUSTING	2
15	XDOZZ	65713	27.013.078	. BEARING	2
16	XDOZZ	65713	27.013.080	.FILLET, ADJUSTMENT	2
17	PBOZZ	65713	00.600.0122	.NIPPLE,GREASE	2
18	XDOZZ	15526	DIN933M4X5	. SCREW,CAP,HEX HEAD	26
19	XDOZZ	65713	27.013.049F	. GRIPPER PADS	13

END OF FIGURE

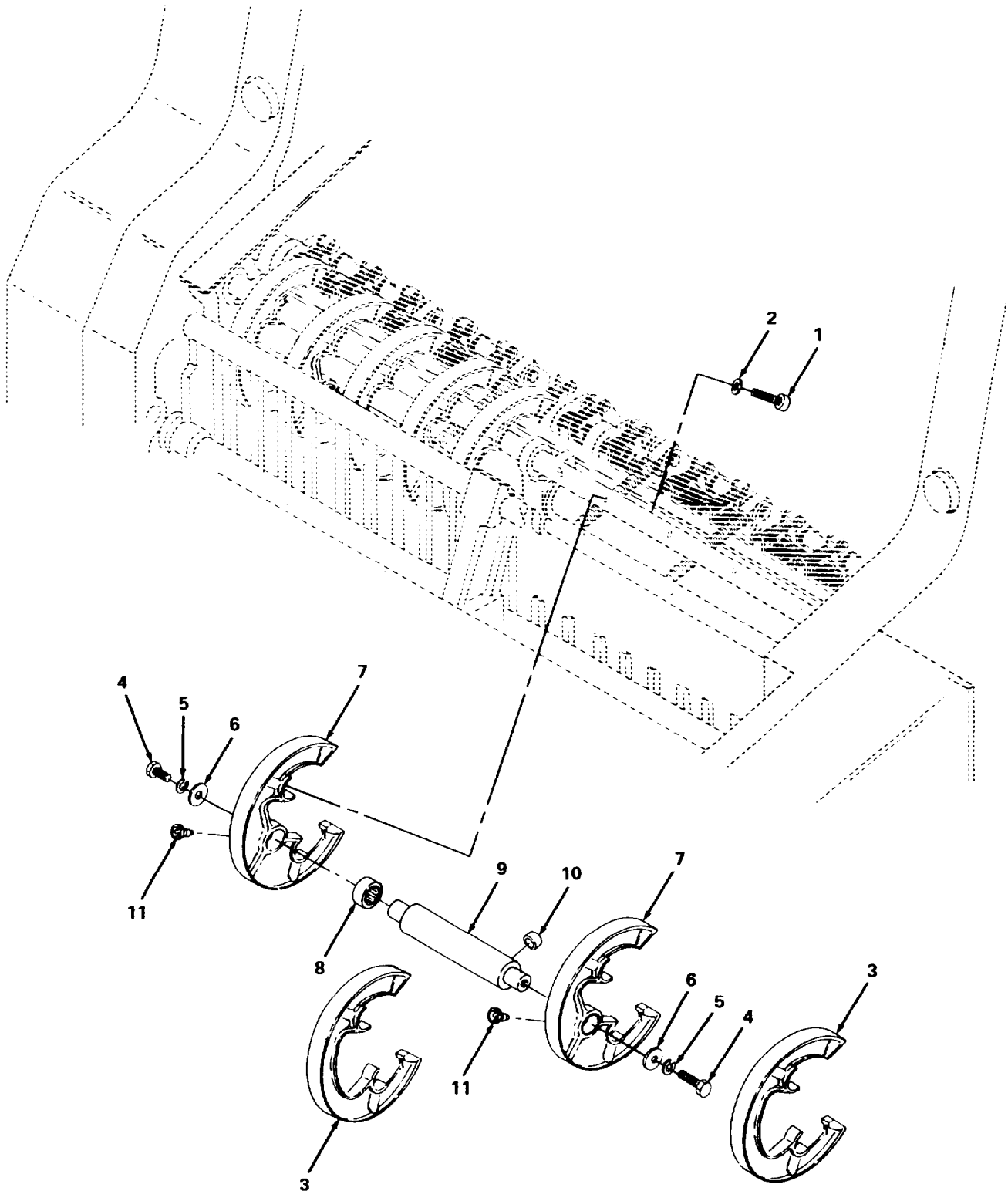


Figure 66. Sheet Guide Segment.

SECTION II			TM5-3610-286-20P-1			
(1)	(2)	(3)	(4)	(5)	(6)	
ITEM NO	SMR CODE	FSCM	PART NUMBER	DESCRIPTION AND USABLE ON CODES (UOC)	QTY	
				GROUP 08 RANGER DRUM GROUP		
				FIG. 66 SHEET GUIDE SEGMENT		
1	XDOZZ	15526	DIN912M10X50	SCREW,CAP,SOCKET HD	18	
2	XDOZZ	65713	00.580.0017	WASHER	18	
3	XDOZZ	65713	66.013.025	GUIDE,SHEET SEGMENT	6	
4	XDOZZ	65713	00.520.0380	SCREW, HEX HEAD	4	
5	XDOZZ	65713	27.013.028	WASHER, LOCK	4	
6	XDOZZ	65713	00.580.0017	WASHER	4	
7	XDOZZ	65713	66.013.024	GUIDE,SHEET SEGMENT	4	
8	PAOZZ	27737	NK20/16	BEARING,ROLLER,NEED	4	
9	XDOZZ	65713	66.013.026	GUIDE, SPRING ROD	2	
10	XDOZZ	65713	27.013.027	SLEEVE, GUIDE	4	
11	XDOZZ	65713	00.600.044	NIPPLE, GREASE	4	

END OF FIGURE

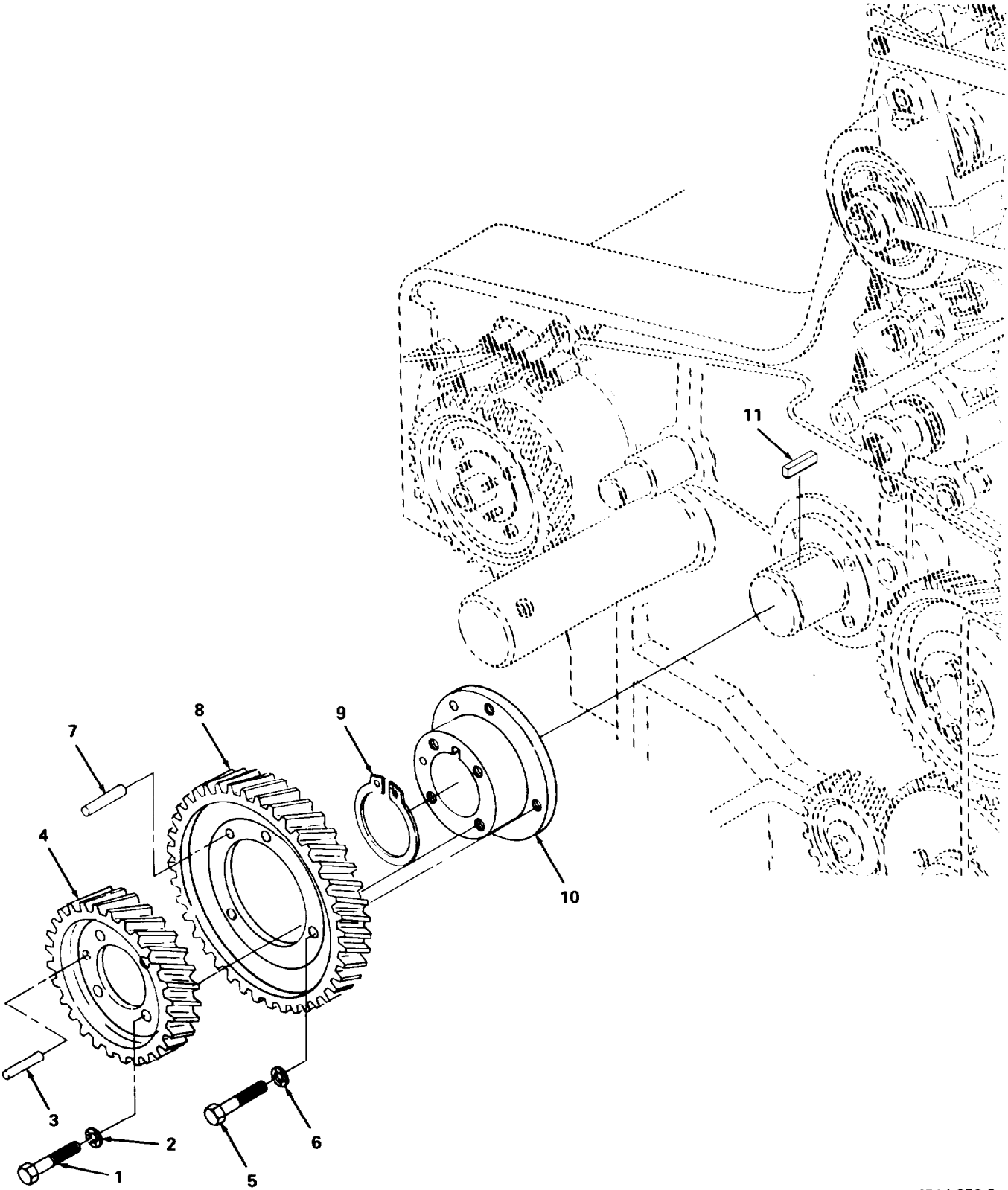


Figure 67. Ranger Drum Drive Gears.



**SECTION II**

**TM5-3610-286-20P-1**

(1) ITEM NO	(2) SMR CODE	(3) FSCM	(4) PART NUMBER	(5) DESCRIPTION AND USABLE ON CODES (UOC)	(6) QTY
GROUP 08 RANGER DRUM GROUP					
FIG. 67 RANGER DRUM DRIVE GEARS					
1	XDOZZ	15526	DIN912M8X20	SCREW,CAP,SOCKET HD	4
2	XDOZZ	15526	DINRIBS8	WASHER, RIBBED	4
3	PAOZZ	15526	DIN7977-8X55	PIN,TAPERED,THREADE	3
4	XDOZZ	65713	66.072.010	GEAR	1
5	XDOZZ	15526	DIN912M12X45	SCREW,CAP,SOCKET HD	3
6	XDOZZ	15526	DINRIBS12	WASHER, RIBBED	3
7	PAOZZ	15526	DIN7977-8X75	PIN,TAPERED,PRINTIN	1
8	XDOZZ	65713	66.014.033	GEAR	1
9	PAOZZ	15526	DIN471-65X2.5	RING,RETAINING	1
10	XDOZZ	65713	66.013.035	FLANGE	1
11	XDOZZ	15526	DIN6880M50X18X11	KEY	1

END OF FIGURE



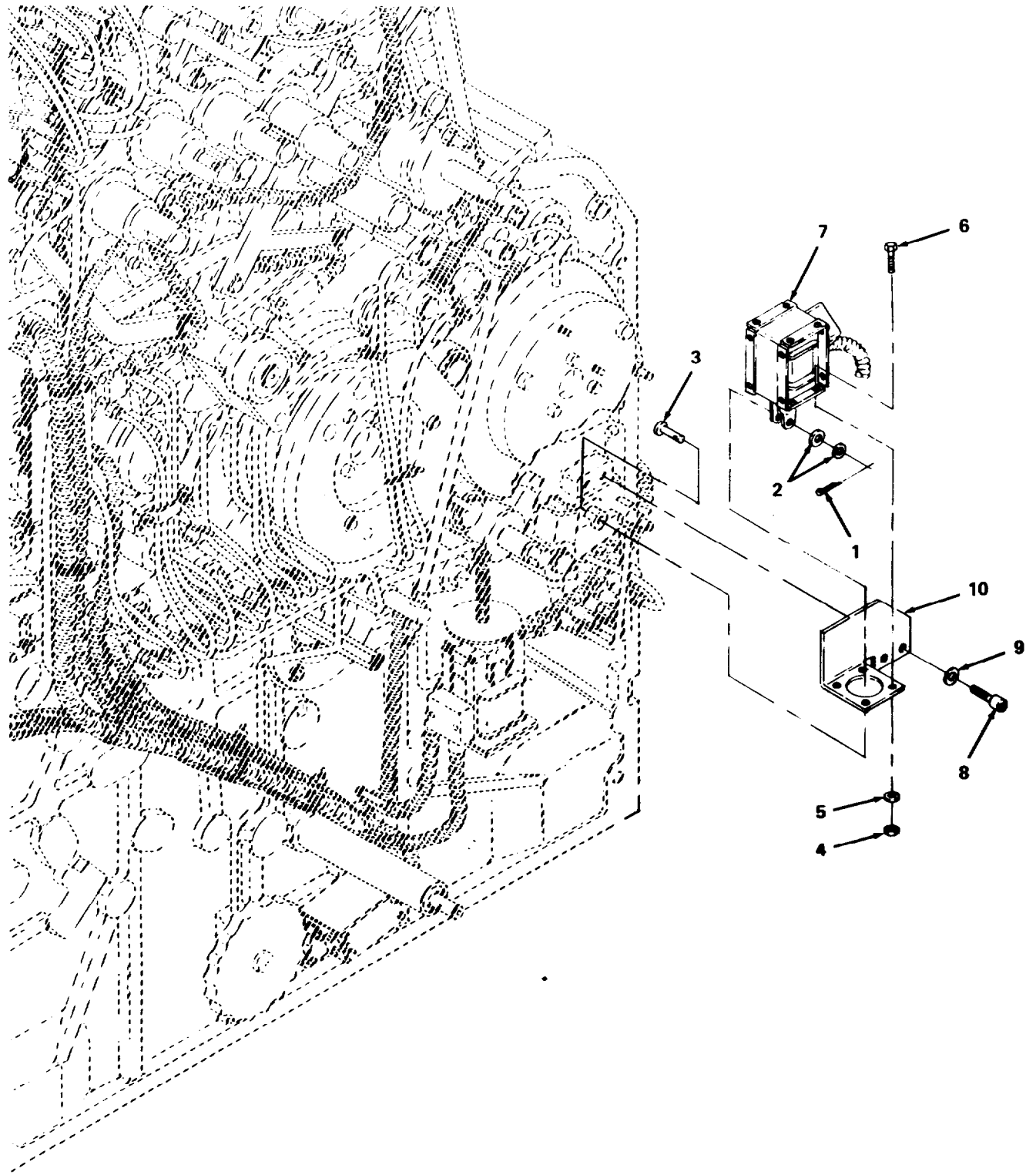


Figure 68. Electromagnetic Switch (Sheet 1 of 2).

13  
14 THRU 18

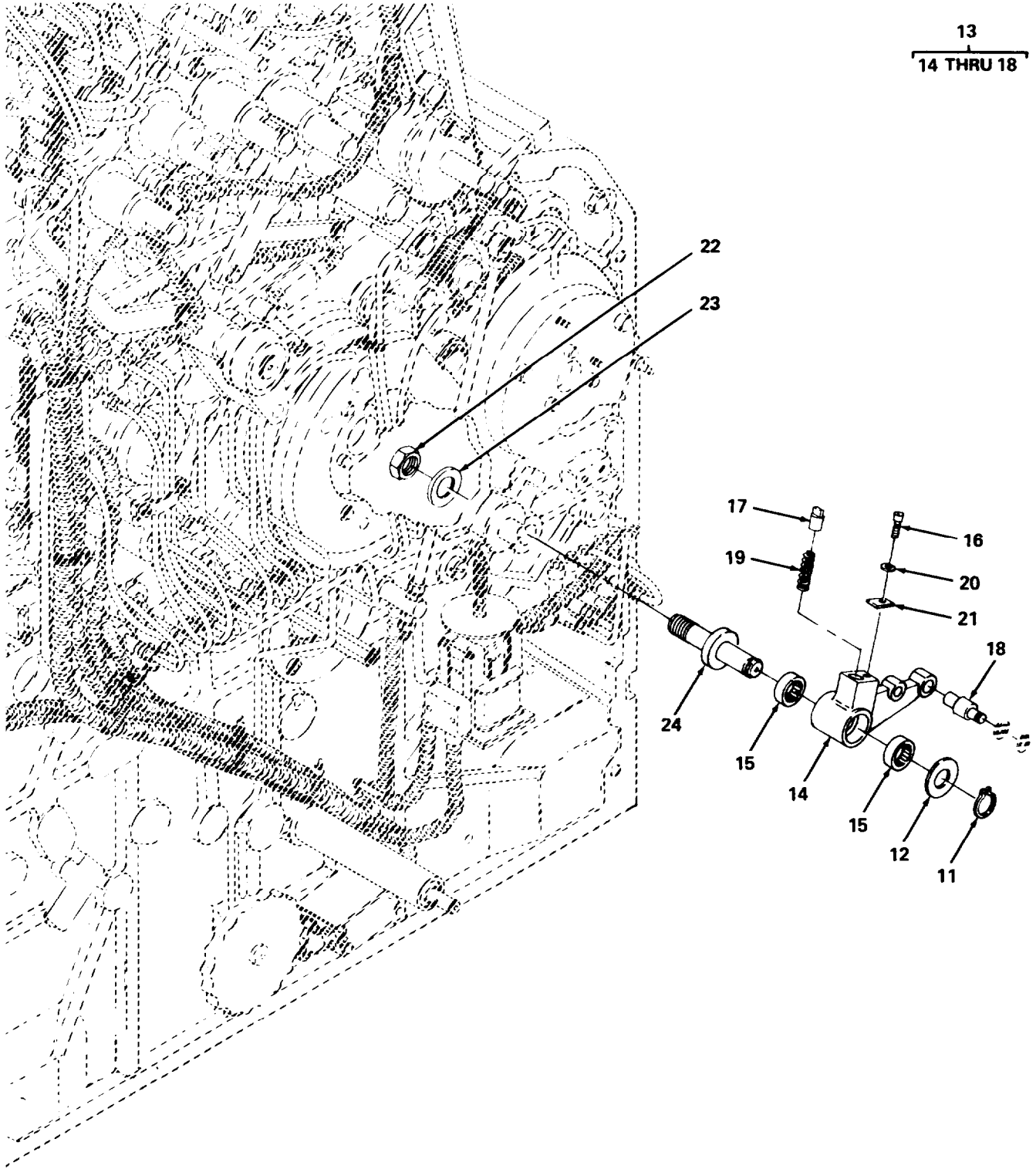
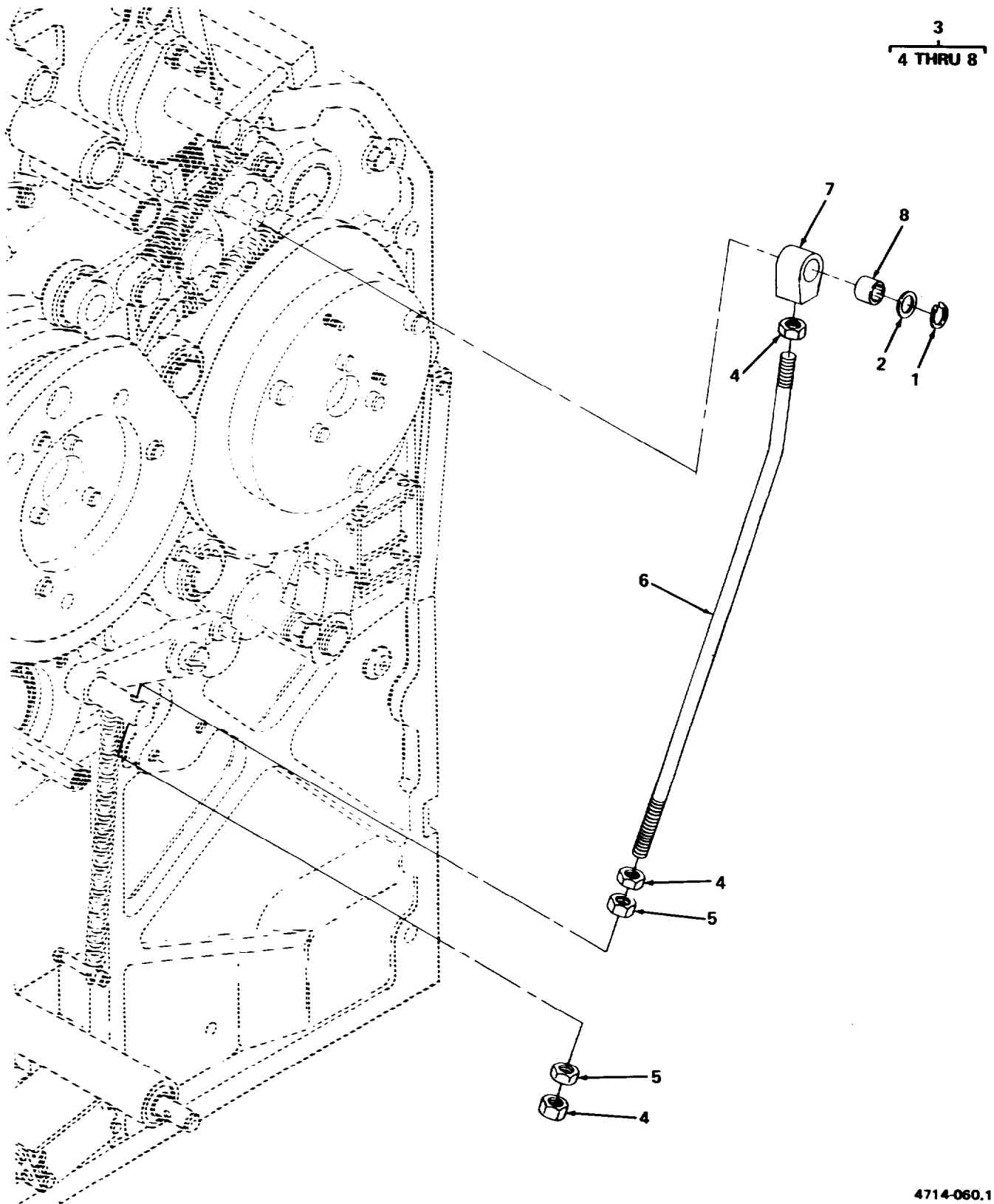


Figure 68. Electromagnetic Switch (Sheet 2 of 2).

SECTION II			TM5-3610-286-20P-1		
(1)	(2)	(3)	(4)	(5)	(6)
ITEM NO	SMR CODE	FSCM	PART NUMBER	DESCRIPTION AND USABLE ON CODES (UOC)	QTY
GROUP 08 RANGER DRUM GROUP					
FIG. 68 ELECTROMAGNETIC SWITCH					
1	XDOZZ	15526	DIN94M2X16	PIN, COTTER	1
2	XDOZZ	15526	DIN125M8	WASHER, FLAT	2
3	XDOZZ	65713	58.012.152	PIN	1
4	XDOZZ	15526	DIN934M4	NUT, HEX	4
5	XDOZZ	15526	DIN125M4	WASHER, FLAT	4
6	XDOZZ	15526	DIN933M4X13	SCREW, CAP, HEX HEAD	4
7	PAOZZ	65713	66.111.031	MAGNET, PERMANENT SHEET HOLDING FINGERS; S3	1
8	XDOZZ	15526	DIN912M8X16	SCREW, CAP, SOCKET HD	2
9	XDOZZ	15526	DINRIBS8	WASHER, RIBBED	2
10	XDOZZ	65713	66.012.075	PLATE, FIXING	1
11	PAOZZ	15526	DIN471M20	RING, RETAINING	1
12	XDOZZ	15526	DIN125M24	WASHER, FLAT	1
13	XD000	65713	66.012.074/K01	LEVER ASSY, STOP	1
14	XDOZZ	65713	66.012.074	. LEVER, STOP	1
15	PAOZZ	27737	HK2220	. BUSHING, NEEDLE, BEAR	2
16	XDOZZ	15526	DIN912M6X12	. SCREW, CAP, SOCKET HD	1
17	XDOZZ	65713	66.012.134	. BOLT, STOP	1
18	XDOZZ	65713	66.012.083	. STUD	1
19	XDOZZ	65713	66.012.135	ABSORBER, SHOCK	1
20	XDOZZ	15526	DIN1440M4X10	WASHER, FLAT	1
21	XDOZZ	65713	66.012.133	PLATE, GUIDE	1
22	XDOZZ	15526	DIN934M8	NUT, HEX	1
23	XDOZZ	15526	DIN125M8	WASHER, FLAT	1
24	XDOZZ	65713	66.012.073	STUD	1

END OF FIGURE



4714-060.1

Figure 69. Operating Rod Assembly.

SECTION II			TH5-3610-286-20P-1		
(1)	(2)	(3)	(4)	(5)	(6)
ITEM	SMR		PART		
NO	CODE	FSCM	NUMBER	DESCRIPTION AND USABLE ON CODES (UOC)	QTY
				GROUP 09 IMPRESSION CYLINDER GROUP	
				FIG. 69 OPERATING ROD ASSEMBLY	
1	PAOZZ	D8286	10X1DIN471	RING, RETAINING	1
2	XDOZZ	65713	03.010.094	WASHER	1
3	XD000	65713	66.012.027/K02	ROD ASSY,OPERATING	1
4	XDOZZ	15526	DIN934M8	.NUT, HEX	3
5	XDOZZ	15526	DIN980M8	.NUT, LOCK	2
6	XDOZZ	65713	66.012.027	. ROD, OPERATING	1
7	XDOZZ	65713	03.010.071	.HEAD, ROD	1
8	PAOZZ	15526	DIN1494 10B 12X8	.BEARING, LUB FREE	1

END OF FIGURE





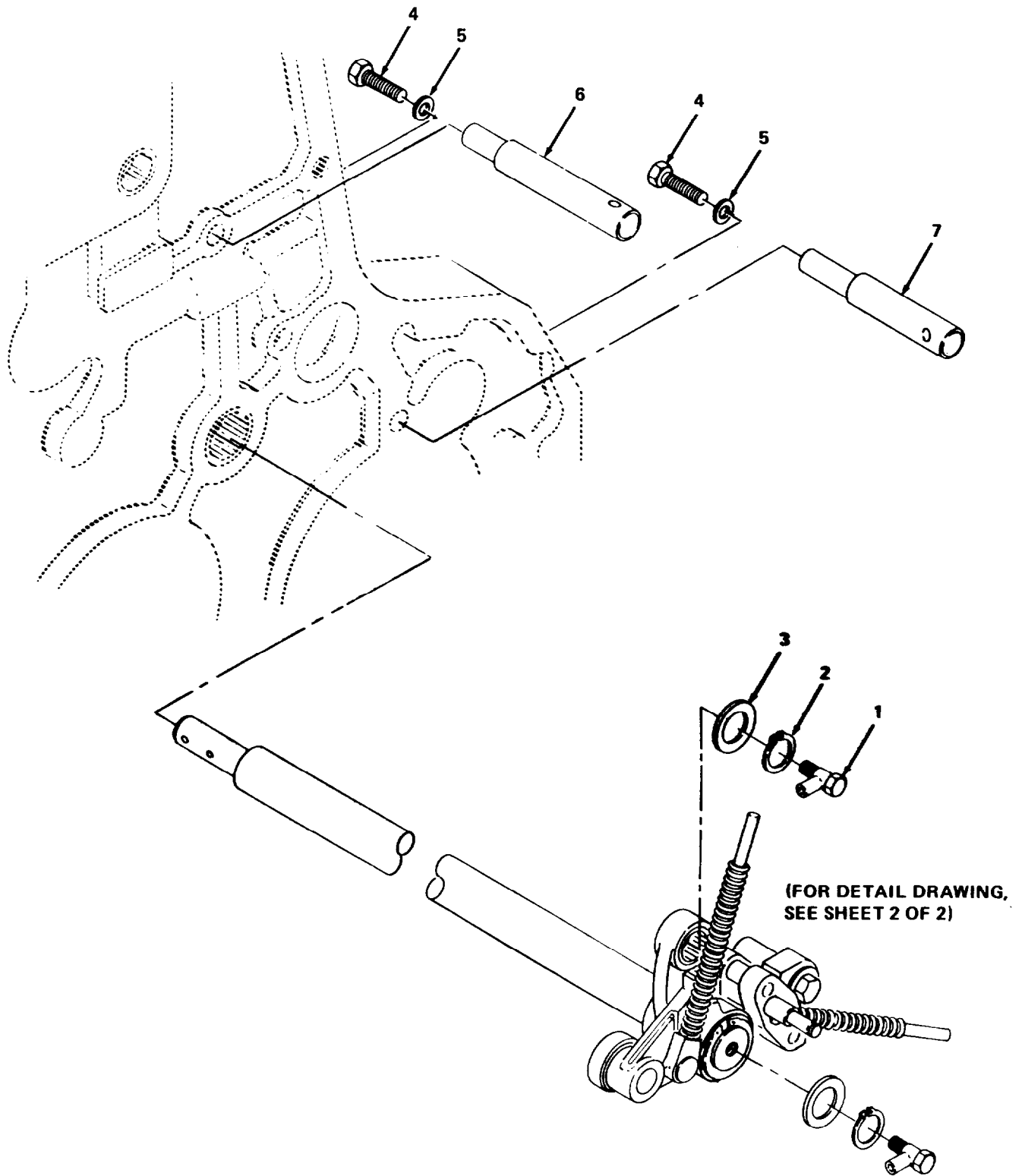
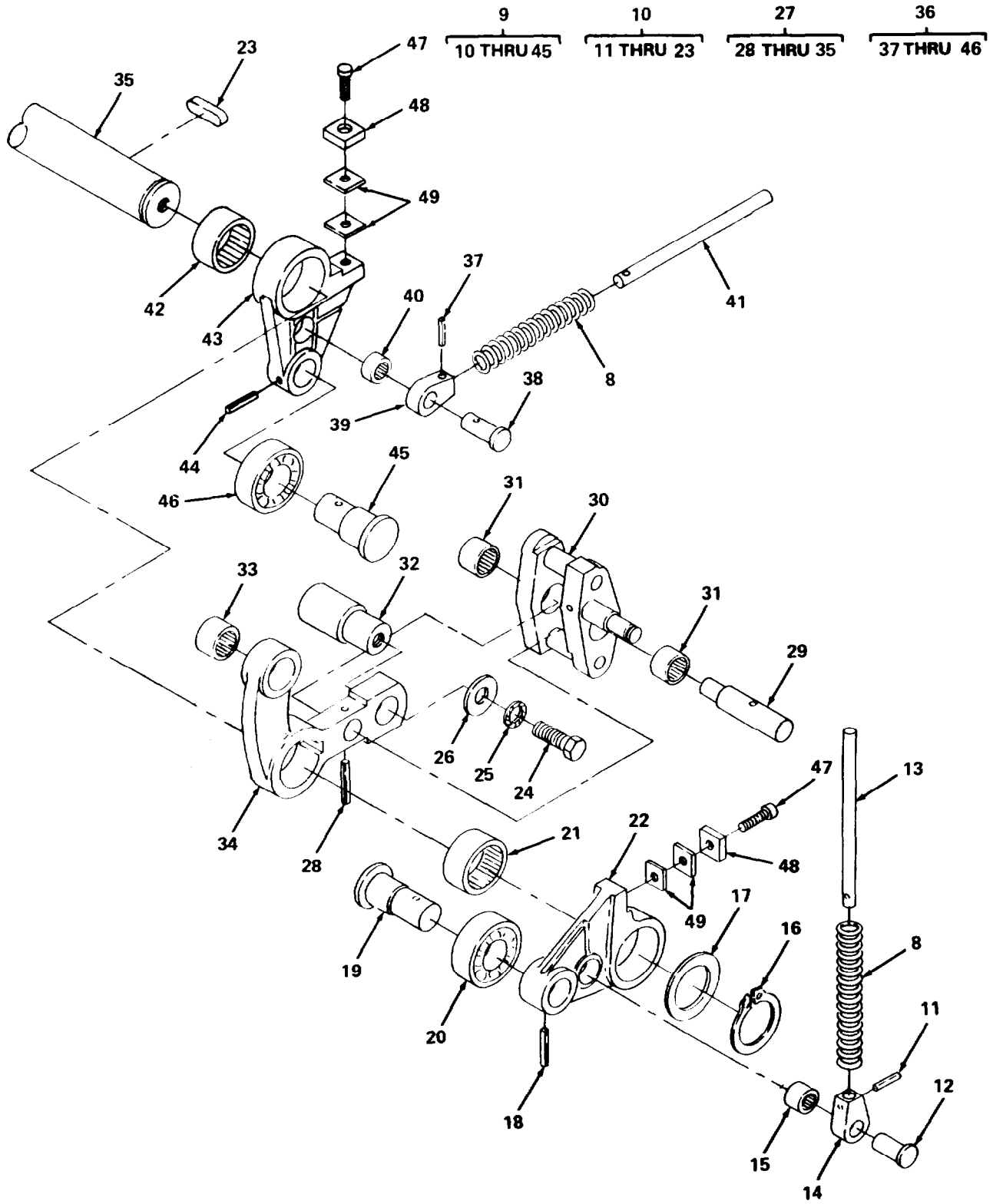


Figure 70. Control Shaft Assembly (Sheet 1 of 2).



4714-060.3

Figure 70. Control Shaft Assembly (Sheet 2 of 2).

## SECTION II

TM5-3610-286-20P-1

(1) ITEM NO	(2) SMR CODE	(3) FSCM	(4) PART NUMBER	(5) DESCRIPTION AND USABLE ON CODES (UOC)	(6) QTY
GROUP 09 IMPRESSION CYLINDER GROUP					
FIG. 70 CONTROL SHAFT ASSEMBLY					
1	XDOZZ	65713	00.250.0171	JOINT, THREADED	2
2	PAOZZ	15526	471-18	RING,RETAINING	2
3	XDOZZ	65713	04.020.055	WASHER, SPACER	2
4	XDOZZ	15526	DIN933M12X30	SCREW,CAP,HEX HEAD	2
5	XDOZZ	15526	DIN125M12	WASHER, FLAT	2
6	XDOZZ	65713	66.012.015	STUD	1
7	XDOZZ	65713	66.012.016	STUD	1
8	PAOZZ	65713	01.014.01603A	SPRING,HELICAL,COMP	2
9	XDO00	65713	66.012.005F/K04	SHAFT ASSY, CONTROL	1
10	XDO00	65713	66.012.008/K01	..SHAFT, ROLLER COMPL	1
11	PAOZZ	15526	DIN1481M3XZO	..PIN, SPRING TENSION	1
12	XDOZZ	65713	27.012.022	..PIN	1
13	XDOZZ	65713	27.012.024	..ROD, SPRING	1
14	XDOZZ	65713	27.012.023	..HEAD, ROD	1
15	PAOZZ	27737	HK-1616	..BEARING,ROLLER,NEED	1
16	PADZZ	15526	DIN471M33X37	..RING,RETAINING	1
17	XDOZZ	15526	DIN125M12	..WASHER, FLAT	1
18	PAOZZ	15526	1-M6X120	..PIN,TAPERED,PLAIN	1
19	XDOZZ	65713	66.012.132	..SHAFT, ROLLER	1
20	XDOZZ	65713	DIN625 6304	..BEARING, BALL, GRVD	1
21	PAOZZ	27737	NKI35-30	..BEARING,ROLLER,NEED	2
22	XDOZZ	65713	66.012.008	..LEVER, CAM	1
23	XDOZZ	65713	47.005.041	..KEY	1
24	XDOZZ	15526	DIN933M12X45	..SCREW,CAP,HEX HEAD	1
25	XDOZZ	15526	DIN125M12	..WASHER, FLAT	1
26	XDOZZ	65713	04.020.055	..WASHER, SPACER	1
27	XDO00	65713	66.012.005F/K03	..SHAFT, CONTROL	1
28	XDOZZ	15526	1-M6X120	..PIN, TAPERED	1
29	XDOZZ	65713	66.012.028	..SHAFT, PIVOT	1
30	XDOZZ	65713	66.012.024F	..RATCHET, PAWL COMPL	1
31	PAOZZ	27737	HK2020	..BEARING, ROLLER, NEED	1
32	XDOZZ	65713	88.012.226	..BOLT	1
33	PAOZZ	27737	HK2030	..BEARING,ROLLER,NEED	1
34	PAOZZ	65713	66.012.007	..LEVER,REMOTE CONTRO	1
35	XDDZZ	65713	66.012.005F	..SHAFT, DRIVE	1
36	XDO00	65713	66.012.009/K03	..LEVER MACH,AIR	1
37	PAOZZ	15526	DIN1481M3X20	..PIN, SPRING TENSION	1
38	XDOZZ	65713	27.012.022	..PIN	1
39	XDOZZ	65713	27.012.023	..HEAD, ROD	1
40	PAOZZ	27737	NKI35-30	..BEARING,ROLLER,NEED	1
41	XDOZZ	65713	27.012.024	..ROD, SPRING	1
42	PAOZZ	27737	HK-1616	..BEARING,ROLLER,NEED	1
43	XDOZZ	65713	66.012.009	..LEVER, ROLLER	1
44	PAOZZ	15526	1-M4X70	..PIN,TAPERED,PLAIN	1
45	XDOZZ	65713	66.012.132	..SHAFT, ROLLER	1
46	XDOZZ	65713	DIN625 6304	..BEARING, BALL, GRVD	1
47	XDOZZ	15526	DIN912M6X12	SCREW,CAP,SOCKET HD	2
48	XDOZZ	65713	66.012.021	PLATE	2

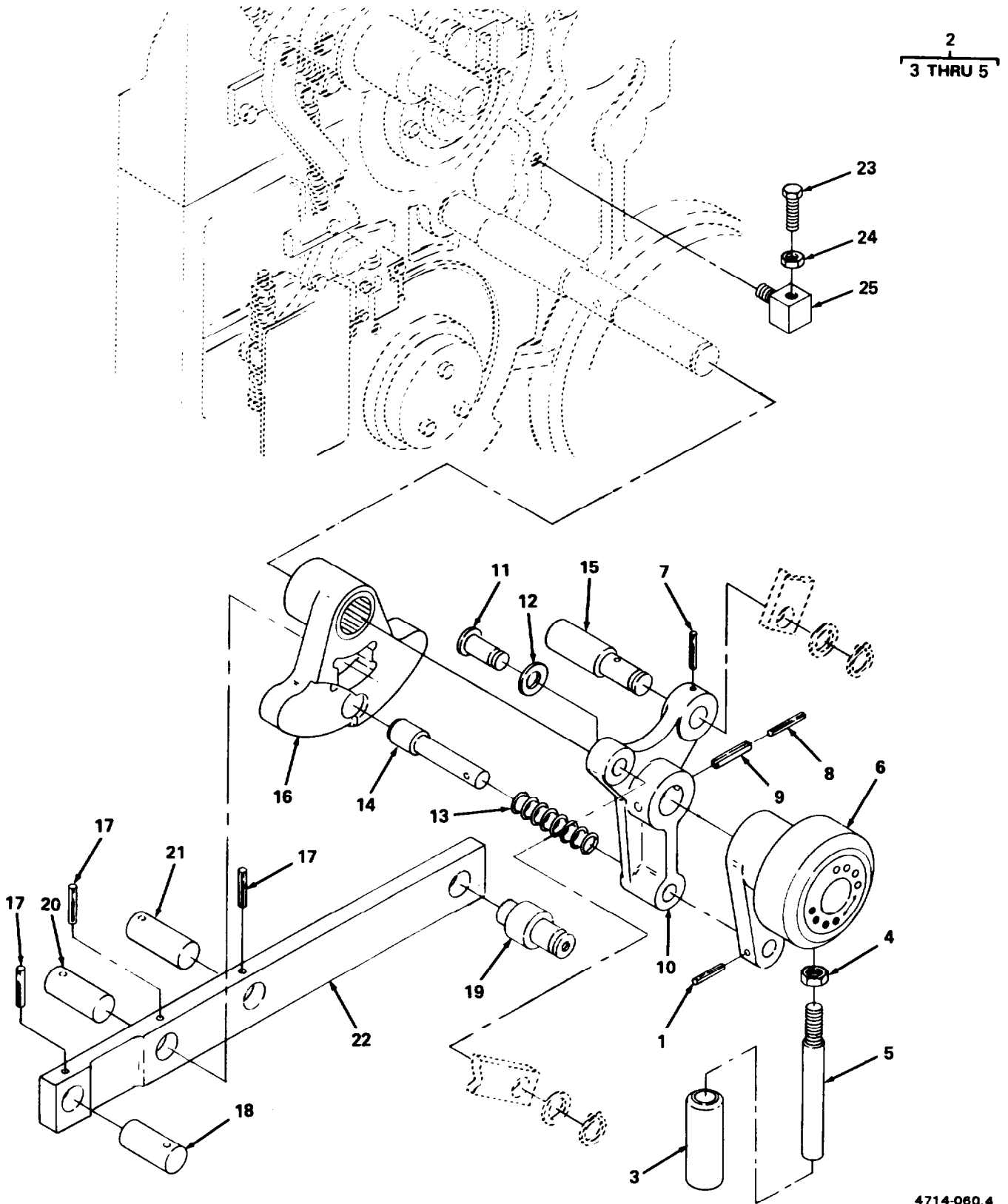
**SECTION II**

**TM5-3610-286-20P-1**

(1) ITEM NO	(2) SMR CODE	(3) FSCM	(4) PART NUMBER	(5) DESCRIPTION AND USABLE ON CODES (UOC)	(6) QTY
49	XDOZZ	65713	66.012.173	SHIM.PLATE	4

END OF FIGURE





4714-060.4

Figure 71. Swing Lever Assembly.

SECTION II			TM5-3610-286-20P-1		
(1)	(2)	(3)	(4)	(5)	(6)
ITEM	SMR	FSCM	PART	DESCRIPTION AND USABLE ON CODES (UOC)	QTY
NO	CODE		NUMBER		
GROUP 09 IMPRESSION CYLINDER GROUP					
FIG. 71 SWING LEVER ASSEMBLY					
1	PAOZZ	15526	DIN1481-5X40	PIN,SPRING	1
2	XDO00	65713	66.012.0621K01	HANDLE (DPG/INK)	1
3	XDOZZ	65713	00.510.0322	.HANDLE, BALL	1
4	XDOZZ	65713	27.022.236	.NUT	1
5	XDDZZ	65713	66.012.062	.ROD	1
6	XDOZZ	65713	66.012.082	BOLT, ROD SUPPORT	1
7	PAOZZ	15526	DIN1481-5X35	PIN,SPRING	1
8	PAOZZ	15526	DIN1481H3X40	PIN,SPRING	1
9	PAOZZ	15526	DIN1481M6X40	PIN,SPRING	1
10	XDOZZ	65713	66.012.037	LEVER, CONTROL	1
11	XDOZZ	65713	66.012.039	STUD, SHOULDERED	1
12	XDOZZ	65713	04.012.034	WASHER, LOCK	1
13	PAOZZ	65713	28.010.374	SPRING,HELICAL,COMP	1
14	XDOZZ	65713	66.012.016	STUD	1
15	XDOZZ	65713	66.012.038	BOLT, STOP	1
16	XDOZZ	65713	66.012.036	LEVER, SWING	1
17	PAOZZ	15526	DIN1481-5X30	PIN,SPRING	4
18	XDOZZ	65713	66.012.011	BOLT, RIVET HEAD	1
19	XDOZZ	65713	66.012.012	PIN	1
20	XDOZZ	15526	DIN7M18X44	PIN, STRAIGHT	1
21	XDOZZ	15526	DIN7M20X40	PIN, STRAIGHT	1
22	XDOZZ	65713	66.012.019	PULLROD	1
23	XDOZZ	15526	DIN933M8X30	SCREW,CAP,HEX HEAD	1
24	XDOZZ	15526	DIN934M8	NUT, HEX	1
25	XDOZZ	65713	03.010.024	STOP	1

END OF FIGURE

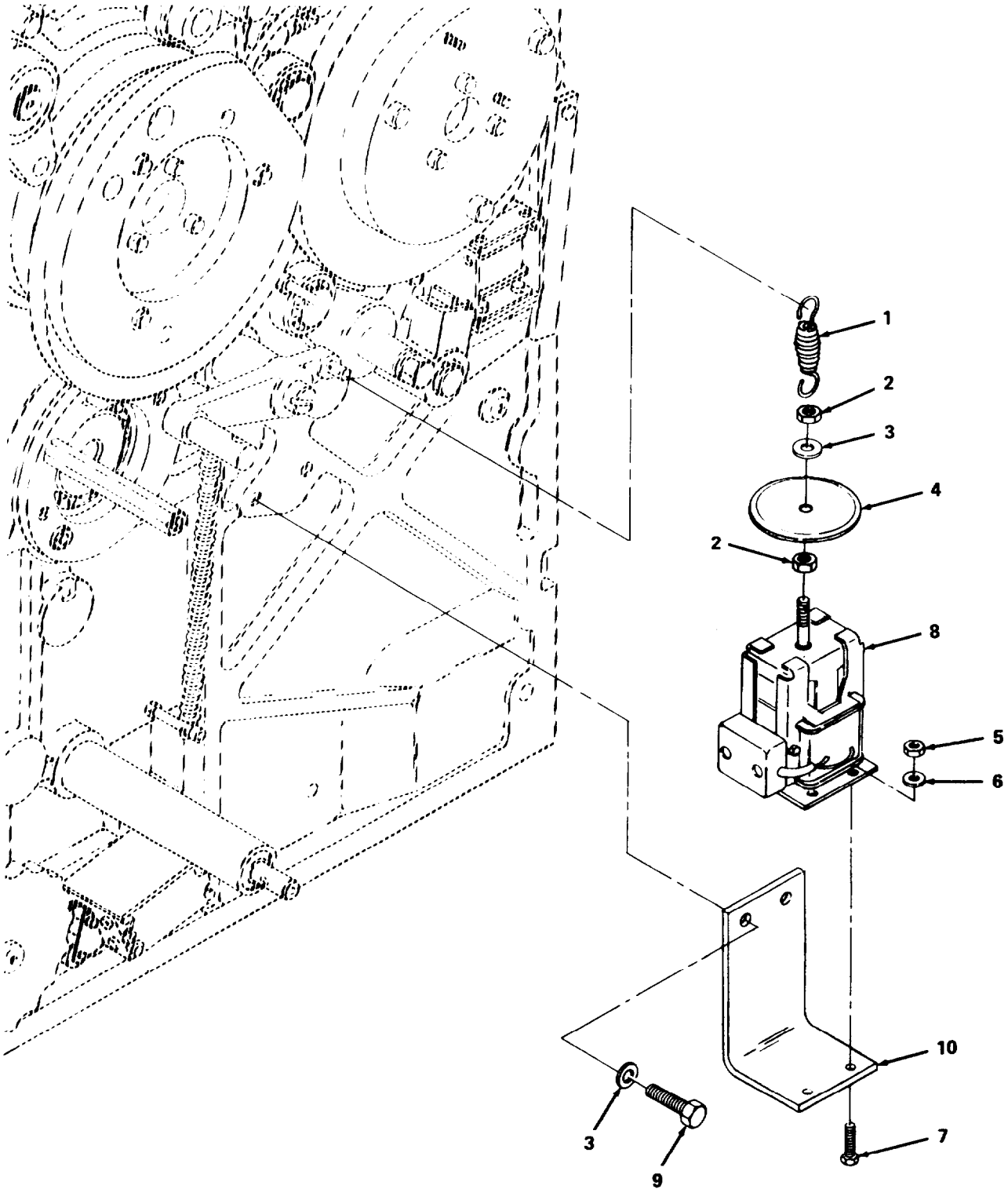


Figure 72. Print On Control.



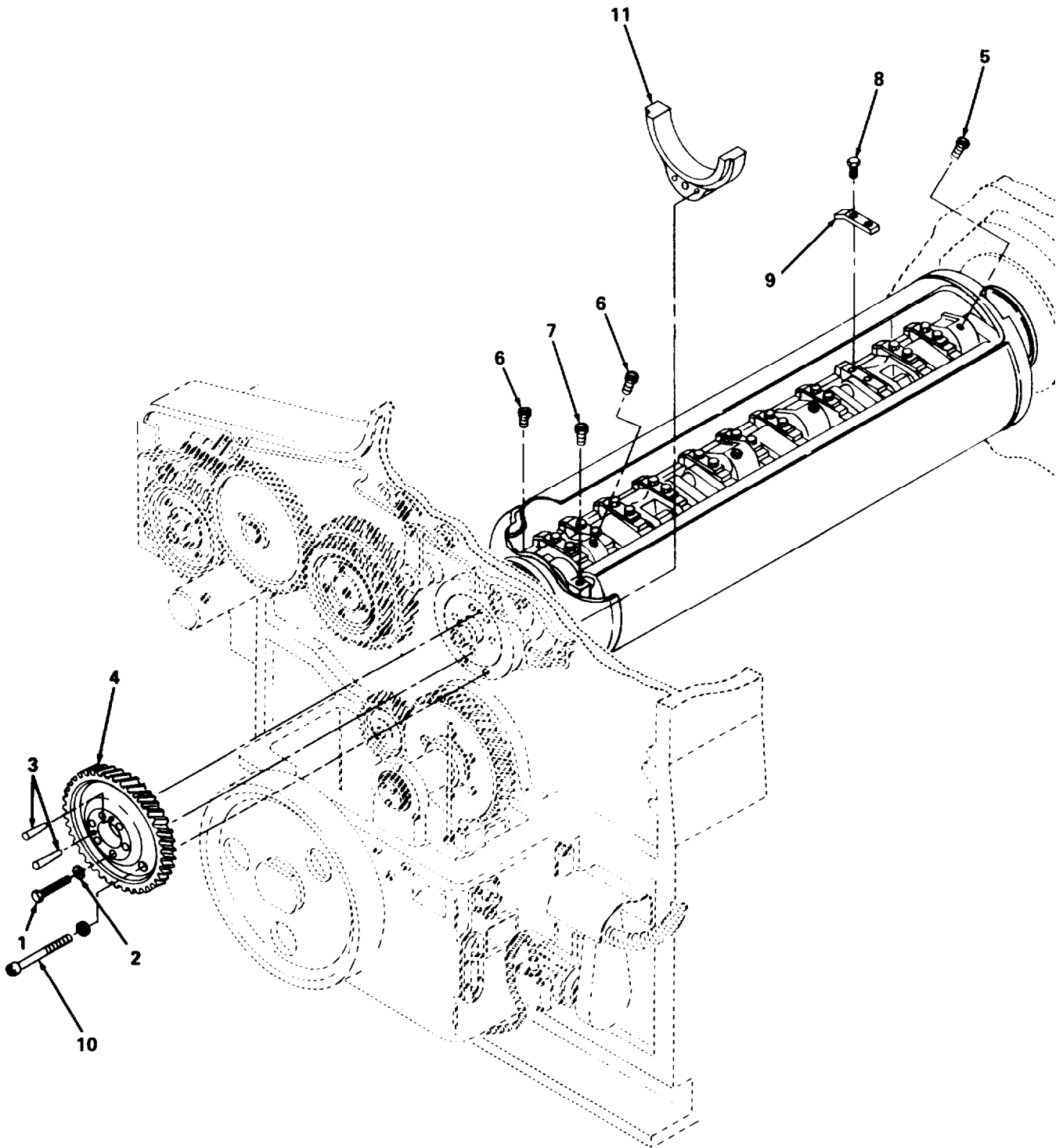
**SECTION II**

**TM5-3610-286-20P-1**

(1) ITEM NO	(2) SMR CODE	(3) FSCM	(4) PART NUMBER	(5) DESCRIPTION AND USABLE ON CODES (UOC)	(6) QTY
GROUP 09 IMPRESSION CYLINDER GROUP					
FIG. 72 PRINT ON CONTROL					
1	PAOZZ	65713	66.012.171	SPRING,HELICAL,EXTE	1
2	XDOZZ	15526	DIN934M8	NUT, HEX	2
3	XDOZZ	15526	DIN125BM8	WASHER, FLAT	3
4	XDOZZ	65713	66.012.169	PLATE, COVER	1
5	XDOZZ	15526	DIN934M3	NUT, HEX	2
6	XDOZZ	15526	DIN125M3	WASHER, FLAT	2
7	XDOZZ	15526	DIN933M3X40	SCREW,CAP,HEX HEAD	2
8	PADZZ	65713	66.111.032	MAGNET,PERMANENT	1
9	XDOZZ	15526	DIN933M8X12	SCREW,CAP,HEX HEAD	2
10	XDOZZ	65713	66.012.167	PLATE, FIXING	1

END OF FIGURE





4714-061.1

Figure 73. Impression Cylinder Assembly (Sheet 1 of 2).

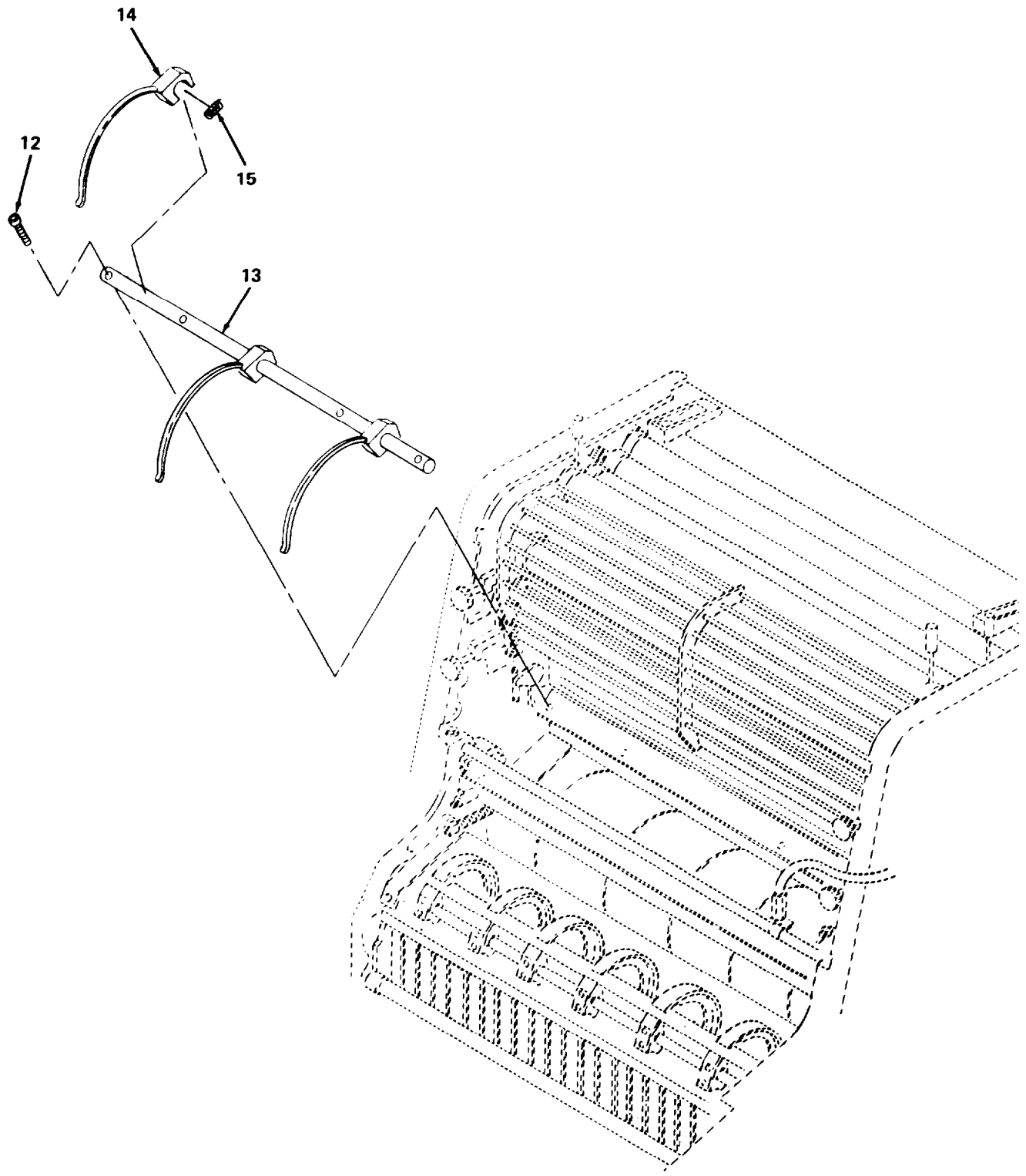
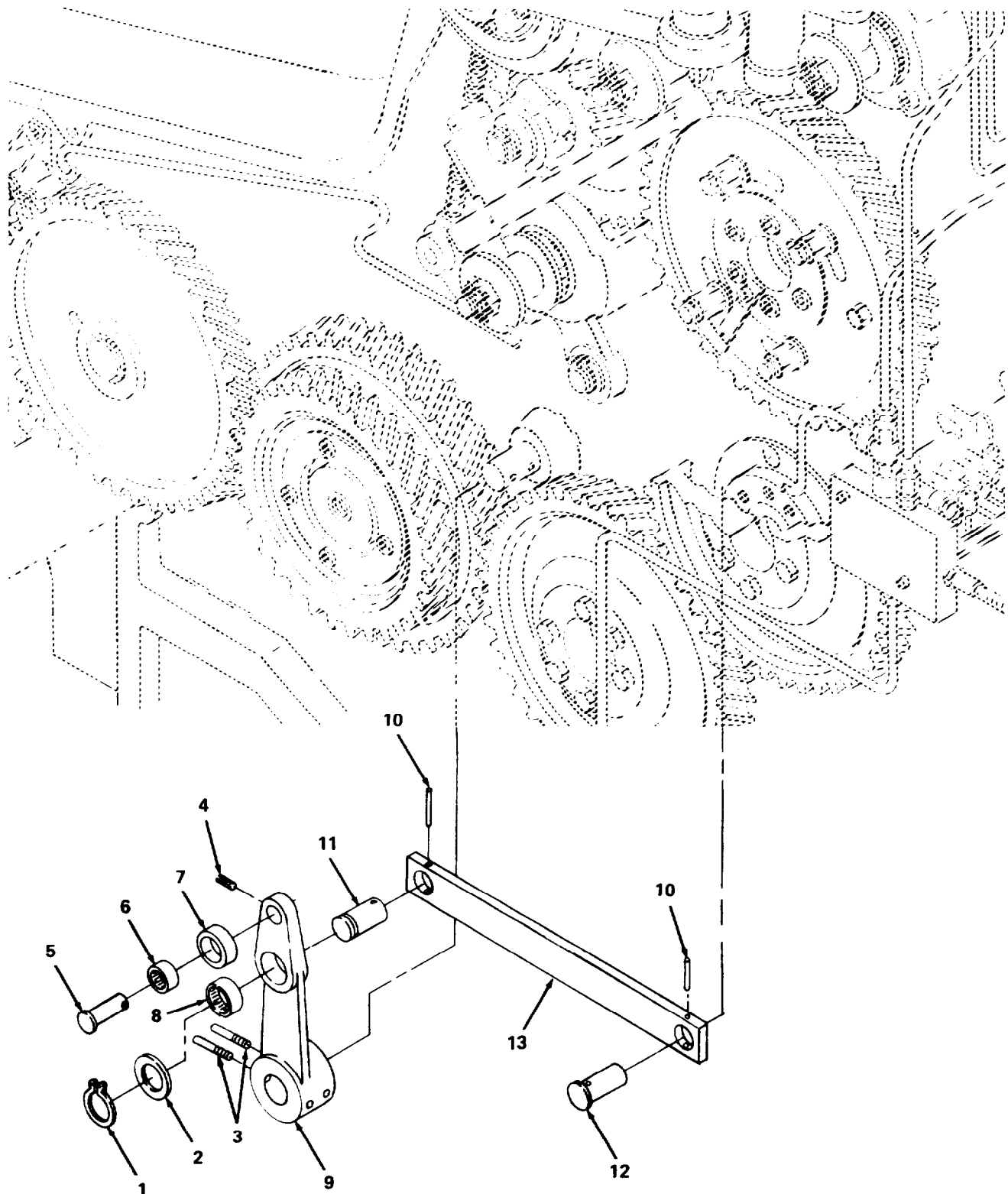


Figure 73. Impression Cylinder Assembly (Sheet 2 of 2).

SECTION II			TM5-3610-286-20P-1		
(1)	(2)	(3)	(4)	(5)	(6)
ITEM NO	SMR CODE	FSCM	PART NUMBER	DESCRIPTION AND USABLE ON CODES (UOC)	QTY
GROUP 09 IMPRESSION CYLINDER GROUP					
FIG. 73 IMPRESSION CYLINDER ASSEMBLY					
1	XDOZZ	15526	DIN933M1ZX55	SCREW,CAP,HEX HEAD	6
2	XDOZZ	15526	DIN125M14X24	WASHER, FLAT	6
3	PAOZZ	15526	1-M6X120	PIN,TAPERED,PLAIN	2
4	XDOZZ	65713	66.011.002	GEAR, CYL IMPRESSION	1
5	XDOZZ	65713	00.600.0123	FITTING, GREASE	4
6	XDOZZ	65713	00.600.0180	FITTING, GREASE	2
7	XDOZZ	65713	00.600.0121	FITTING, GREASE	1
8	XDOZZ	65713	27.011.033	SCREW, HEX HEAD	24
9	PBOZZ	65713	07.011.027F	GRIPPER,PRINTING PR	12
10	XDOZZ	15526	DIN912M8X20	SCREW,CAP,SOCKET HD	2
11	XDOZZ	65713	66.012.092	CAM,GRIPPER OPER	1
12	XDOZZ	15526	DIN933M6X20	SCREW,CAP,HEX HEAD	4
13	XDOZZ	65713	66.012.109	BAR, SUPPORT	1
14	PAOZZ	27737	HK2016	BEARING,ROLLER,NEED	3
15	XDOZZ	15526	471-11	RING, RETAINING,EXT	3

END OF FIGURE



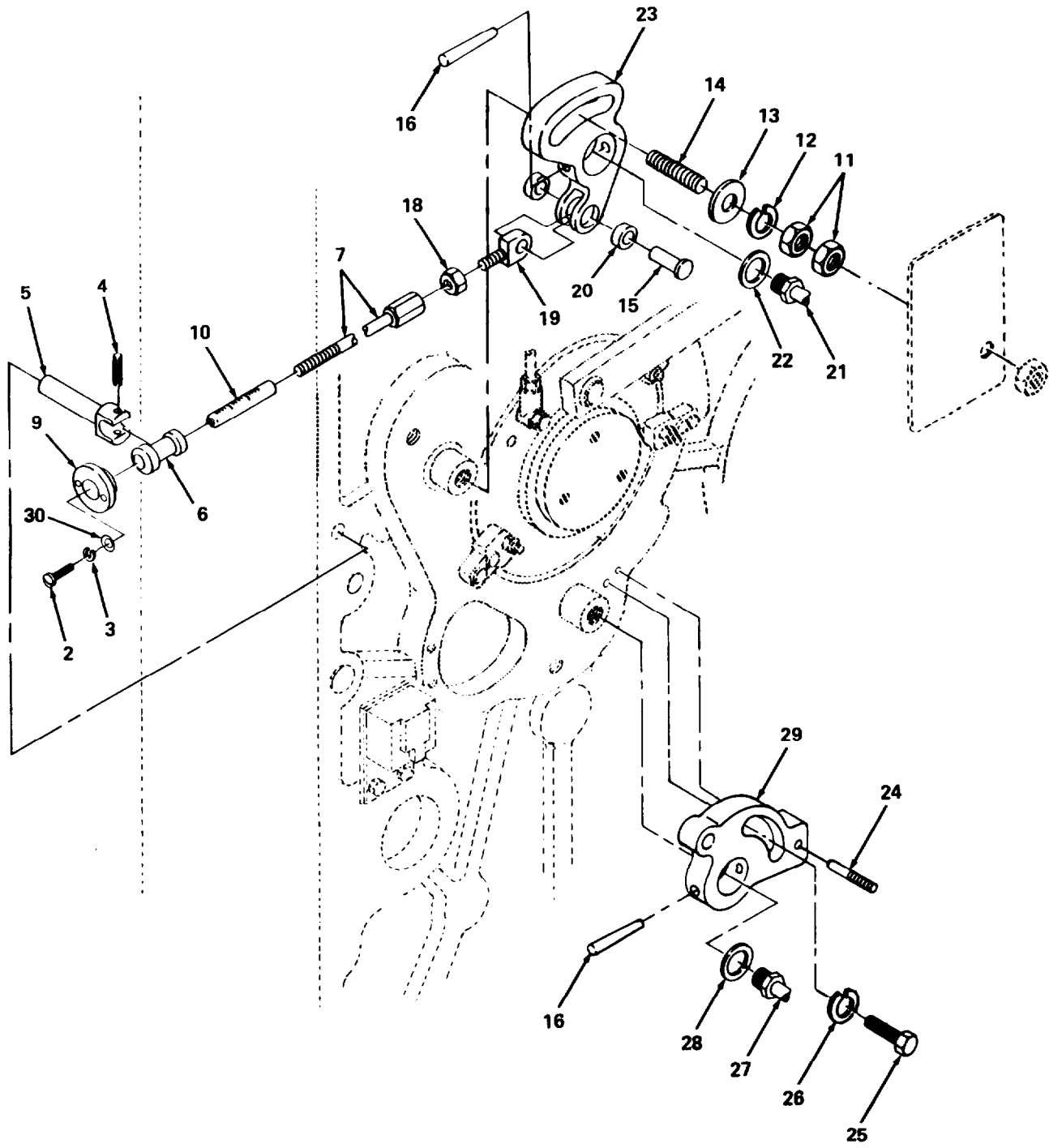
4714-062

Figure 74. Engaging Lever Latch.

SECTION II			TM5-3610-286-20P-1		
(1)	(2)	(3)	(4)	(5)	(6)
ITEM NO	SMR CODE	FSCM	PART NUMBER	DESCRIPTION AND USABLE ON CODES (UOC)	QTY
GROUP 09 IMPRESSION CYLINDER GROUP					
FIG. 74 ENGAGING LEVER LATCHH					
1	PAOZZ	15526	471-18	RING,RETAINING	1
2	XDOZZ	65713	04.020.055	WASHER, SPACER	1
3	PAOZZ	15526	1-M8X120	PIN,TAPERED,PLAIN	2
4	PAOZZ	D8286	DIN1481-4X30	PIN,SPRING	2
5	XDOZZ	65713	04.011.013	PIN	1
6	XDOZZ	15526	00.550.0020	CAGE, NEEDLE BEARING	1
7	PAOZZ	65713	04.011.011	ROLLER, PRINTING PRE	1
8	PAOZZ	27737	HK2020	BEARING, ROLLER, NEED	1
9	XDOZZ	65713	66.012.006	LEVER	1
10	XDOZZ	15526	DIN1481-5X30	PIN,SPRING	2
11	XDOZZ	65713	66.012.014	BOLT	1
12	XDOZZ	65713	66.012.011	BOLT, RIVET HEAD	1
13	XDOZZ	65713	66.012.018	BAR, CONNECTING	1

END OF FIGURE

- 1
- 2 THRU 8
- 8
- 9 AND 10
- 17
- 18 THRU 23



4714-083.1

Figure 75. O/S Spindle and Bearing.

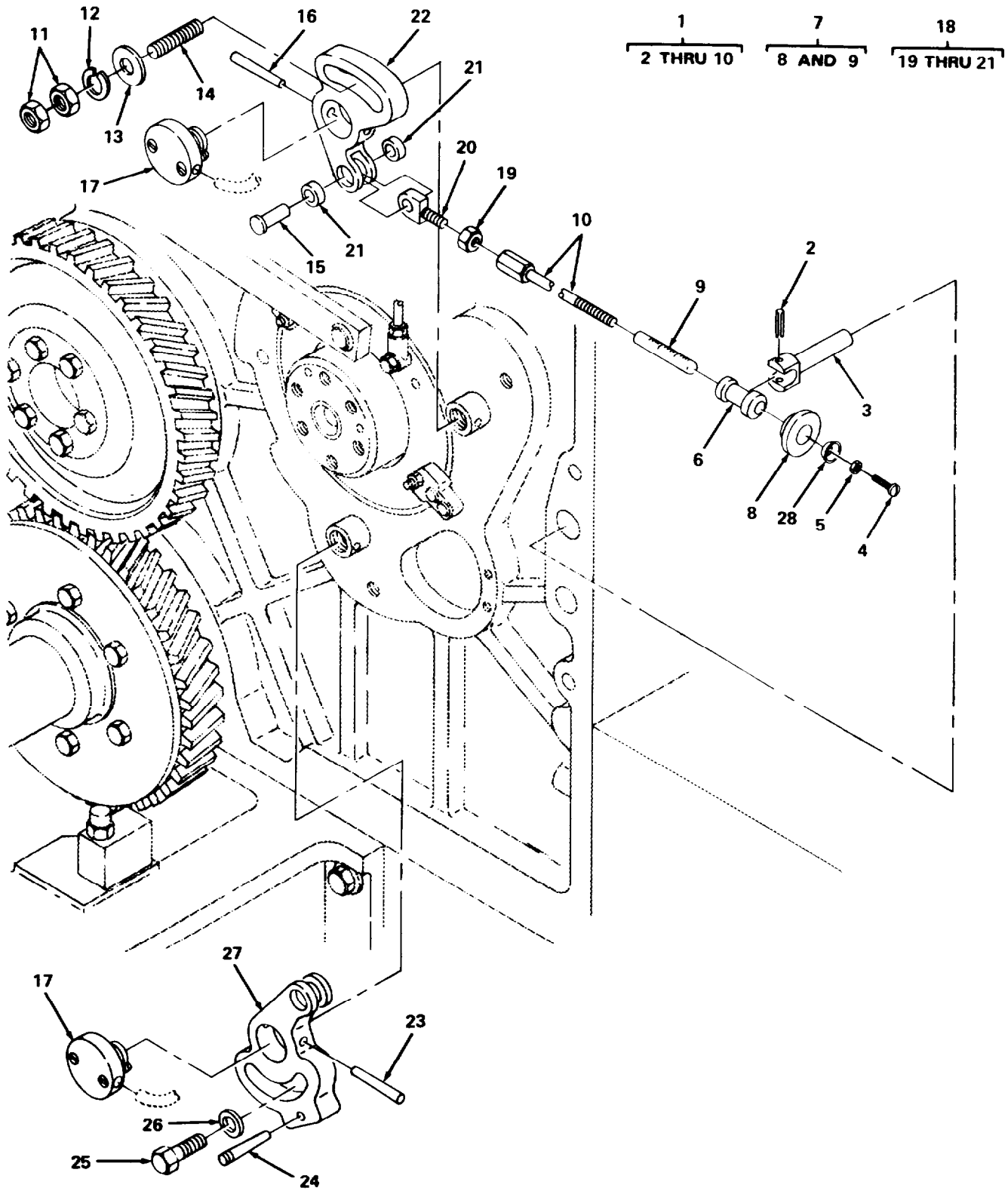


## SECTION II

TM5-3610-286-20P-1

(1) ITEM NO	(2) SMR CODE	(3) FSCM	(4) PART NUMBER	(5) DESCRIPTION AND USABLE ON CODES (UOC)	(6) QTY
GROUP 10 BLANKET CYLINDER GROUP					
FIG. 75 O/S SPINDLE AND BEARING					
1	PA000	65713	66.012.0761K01	SPINDLE ASSEMBLY	1
2	XDOZZ	15526	DIN85M4X8	.SCREW, PAN HEAD	1
3	XDOZZ	65713	00.510.0421	.WASHER, LOCK	1
4	PAOZZ	15526	DIN1481M4X35	.PIN, SPRING	1
5	XDOZZ	65713	66.012.056	.BOLT, BEARING	1
6	XDOZZ	65713	66.012.054	.BUSHING, SCALE	1
7	XDOZZ	65713	66.012.076	.SPINDLE, THREADED	1
8	XDO00	65713	66.012.0531K01	.BUSHING, THREADED	1
9	XDOZZ	65713	66.012.053	..BUSHING, THREADED	1
10	XDOZZ	65713	66.012.055	..BEARING, SLEEVE	1
11	XDOZZ	15526	DIN934M12	NUT, HEX	1
12	XDOZZ	65713	66.012.034	WASHER, LOCK	1
13	XDOZZ	15526	DIN125M12	WASHER, FLAT	1
14	PAOZZ	15526	DIN7978M12X70	PIN, TAPERED ,PRINTIN	1
15	XDOZZ	15526	DIN660M12X50	PIN, RIVET HEAD	1
16	PAOZZ	15526	1-M8X120	PIN, TAPERED, PLAIN	1
17	XDO00	65713	66.012.048F/K03	BOLT, BEARING	1
18	XDOZZ	65713	24.012.018	.NUT, LOCK	1
19	XDOZZ	65713	66.012.050	.SCREW, SHOULDERED	1
20	PAOZZ	27737	HK1212	.BUSHING, NEEDLE, BEAR	2
21	XDOZZ	65713	00.250.0305	.PIECE, CONNECTING	1
22	XDOZZ	65713	00.250.0224	.WASHER, SEALING	2
23	XDOZZ	65713	66.012.048F	.BOLT, UPPER BEARING	1
24	PAOZZ	15526	1-M8X120	PIN, TAPERED, PLAIN	1
25	XDOZZ	15526	DIN933N12X50	SCREW,CAP,HEX HEAD	1
26	XDOZZ	65713	66.012.034	MASHER, LOCK	1
27	XDOZZ	65713	00.250.0305	PIECE, CONNECTING	1
28	XDOZZ	65713	00.250.0224	WASHER, SEALING	1
29	PBOZZ	65713	66.012.047F	BEARING ASSEMBLY, BO	1
30	XDOZZ	65713	00.530.375	WASHER. CUP SPRING	1

END OF FIGURE



4714-063.2

Figure 76. D/S Spindle and Bearing.

SECTION II			TM5-3610-286-20P-1			
(1)	(2)	(3)	(4)	(5)	(6)	
ITEM NO	SMR CODE	FSCM	PART NUMBER	DESCRIPTION AND USABLE ON CODES(UOC)	QTY	
GROUP 10 BLANKET CYLINDER GROUP						
FIG. 76 D/S SPINDLE AND BEARING						
1	PA000	65713	66.012.0761K01	SPINDLE ASSEMBLY	1	
2	PAOZZ	15526	DIN1481M4X35	.PIN,SPRING	1	
3	XDOZZ	65713	66.012.056	.BOLT, BEARING	1	
4	XDOZZ	15526	DIN85M5X10	.SCREW, PAN HEAD	1	
5	XDOZZ	D8286	00.510.0421	.WASHER, LOCK	1	
6	XDOZZ	65713	66.012.054	.BUSHING, SCALE	1	
7	XDOZZ	65713	66.012.0531K01	.INSERT, SCREW THREAD	1	
8	XDOZZ	65713	66.012.053	..BUSHING, THREADED	1	
9	XDOZZ	65713	66.012.055	..BEARING, SLEEVE	1	
10	XDOZZ	65713	66.012.076	.SPINDLE, THREADED	1	
11	XDOZZ	15526	DIN934M12	NUT, HEX	1	
12	XDOZZ	65713	66.012.034	WASHER, LOCK	1	
13	XDOZZ	15526	DIN125M13	WASHER, FLAT	1	
14	XDOZZ	15526	DIN7977M6X55	PIN,TAPERED	1	
15	XDOZZ	15526	DIN660M12X50	PIN, RIVET HEAD	1	
16	PAOZZ	15526	1-M8X120	PIN, TAPERED, PLAIN	1	
17	XDOZZ	65713	00.250.0305	PIECE, CONNECTING	2	
18	XD000	65713	66.012.045F/K03	BOLT, BEARING	1	
19	XDOZZ	65713	24.012.018	.NUT, LOCK	1	
20	XDOZZ	65713	66.012.050	.SCREW, SHOULDERED	1	
21	PAOZZ	27737	HK1212	.BUSHING, NEEDLE, BEAR	2	
22	XDOZZ	65713	66.012.045F	.BOLT, UPPER BEARING	1	
23	PAOZZ	15526	1-M8X120	PIN,TAPERED,PLAIN	1	
24	PAOZZ	15526	DIN7977M6X55	PIN, TAPERED, PRINTIN	1	
25	XDOZZ	15526	DIN933M12X50	SCREW, CAP, HEX HEAD	1	
26	XDOZZ	65713	66.012.034	WASHER, LOCK	1	
27	XDOZZ	65713	41.012.046F	BOLT, BEARING	1	
28	XDOZZ	65713	00.550.0375	WASHER, CUP SPRING	1	

END OF FIGURE

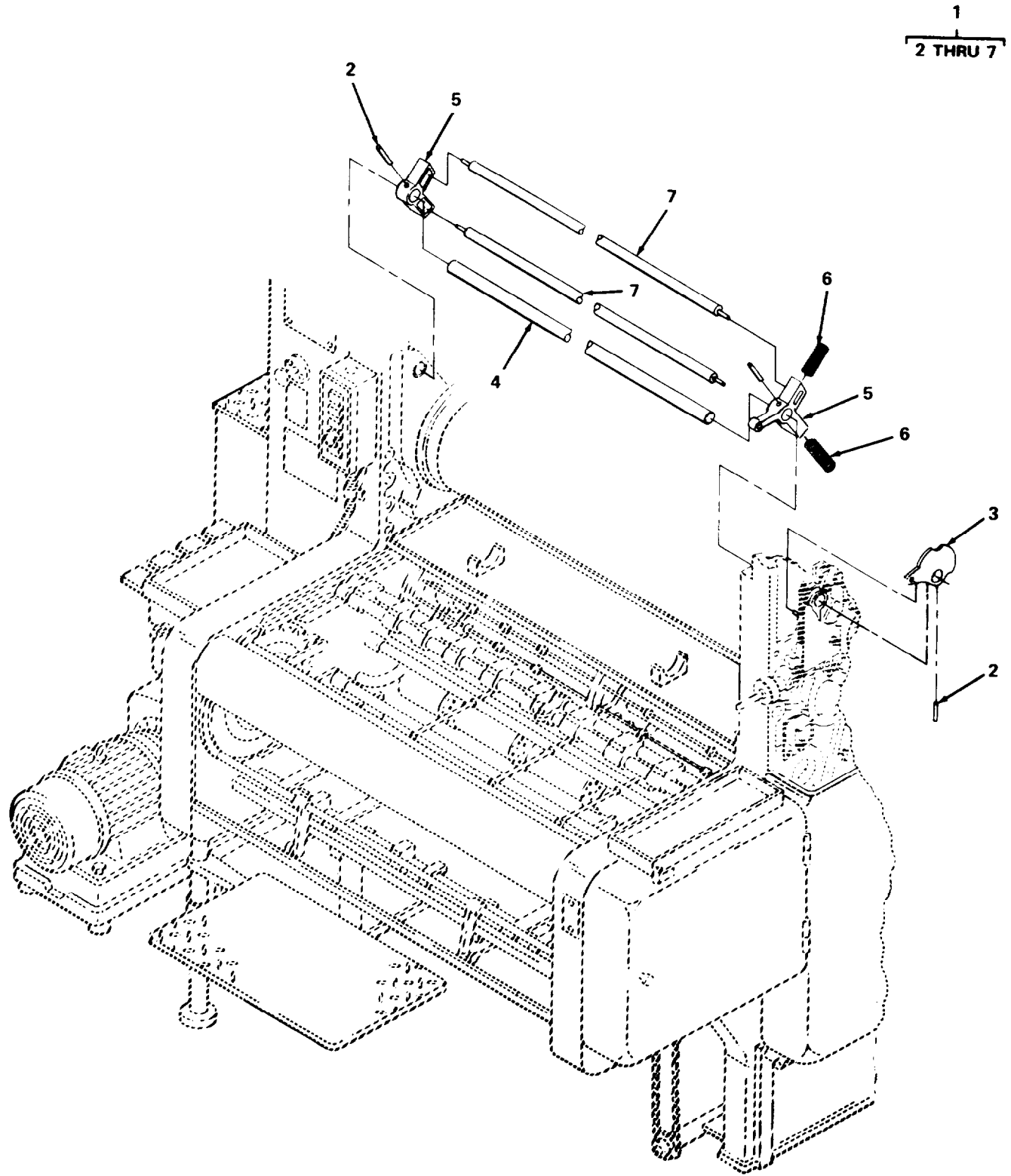


Figure 77. Deflector Assembly.

**SECTION II**

**TM5-3610-286-20P-1**

(1) ITEM NO	(2) SMR CODE	(3) FSCM	(4) PART NUMBER	(5) DESCRIPTION AND USABLE ON CODES (UOC)	(6) QTY
				GROUP 10 BLANKET CYLINDER GROUP	
				FIG. 77 DEFLECTOR ASSEMBLY	
1	XDOOO	65713	66.033.0231K01	DEFLECTOR COMPL	1
2	PAOZZ	15526	DIN7346M4X32	.PIN, SPRING	3
3	XDOZZ	65713	66.033.028	.LEVER, SNAP	1
4	XDOZZ	65713	66.033.023	.SHAFT	1
5	XDOZZ	65713	66.033.020	.PIECE, GUIDE	2
6	XDOZZ	65713	66.033.030	.SPRING, COMPRESSION	4
7	XDOZZ	65713	66.033.0211K01	.BAR, FINGER PROTECT	1

END OF FIGURE

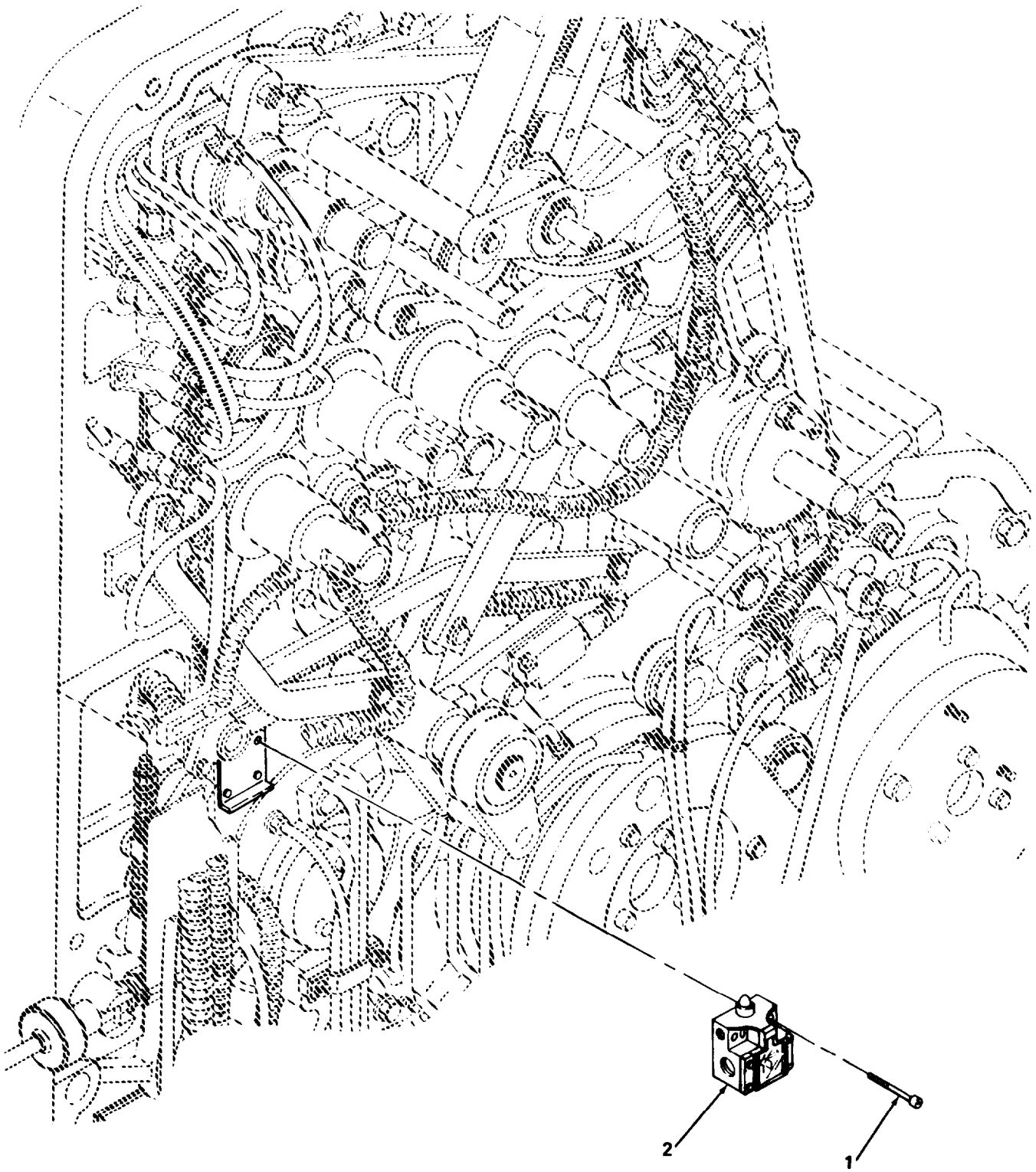
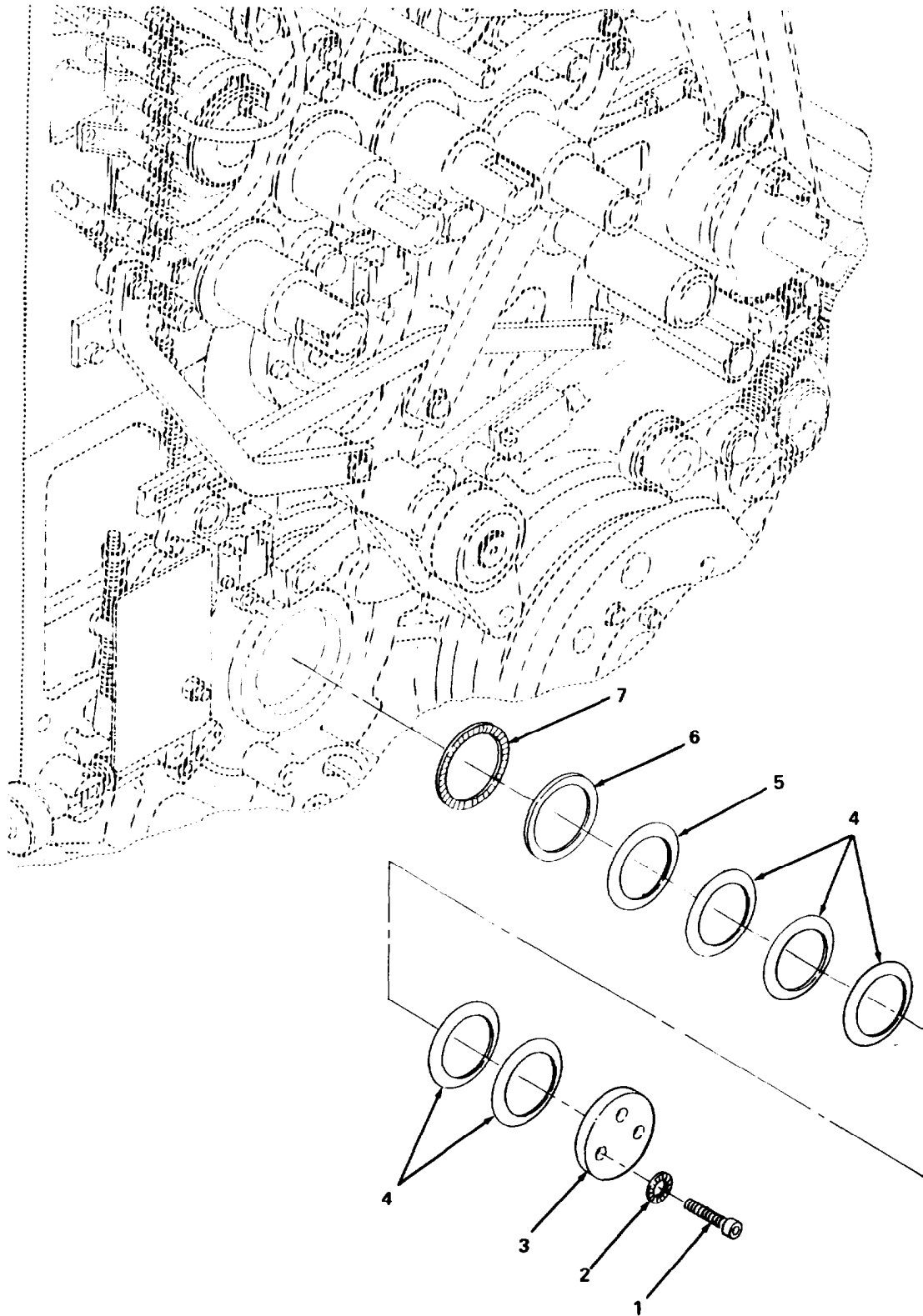


Figure 78. Safety Limit Switch.

**SECTION II****TM5-3610-286-20P-1**

(1) ITEM NO	(2) SMR CODE	(3) FSCM	(4) PART NUMBER	(5) DESCRIPTION AND USABLE ON CODES (UOC)	(6) QTY
				GROUP 10 BLANKET CYLINDER GROUP	
				FIG. 78 SAFETY LIMIT SWITCH	
1	XDOZZ	15526	DIN85M4X20	SCREW, PAN HEAD	2
2	PBOZZ	65713	00.780.0185	SWITCH, TOGGLE	1

END OF FIGURE



4714-068

Figure 79. Cover Plate Assembly.



**SECTION II**

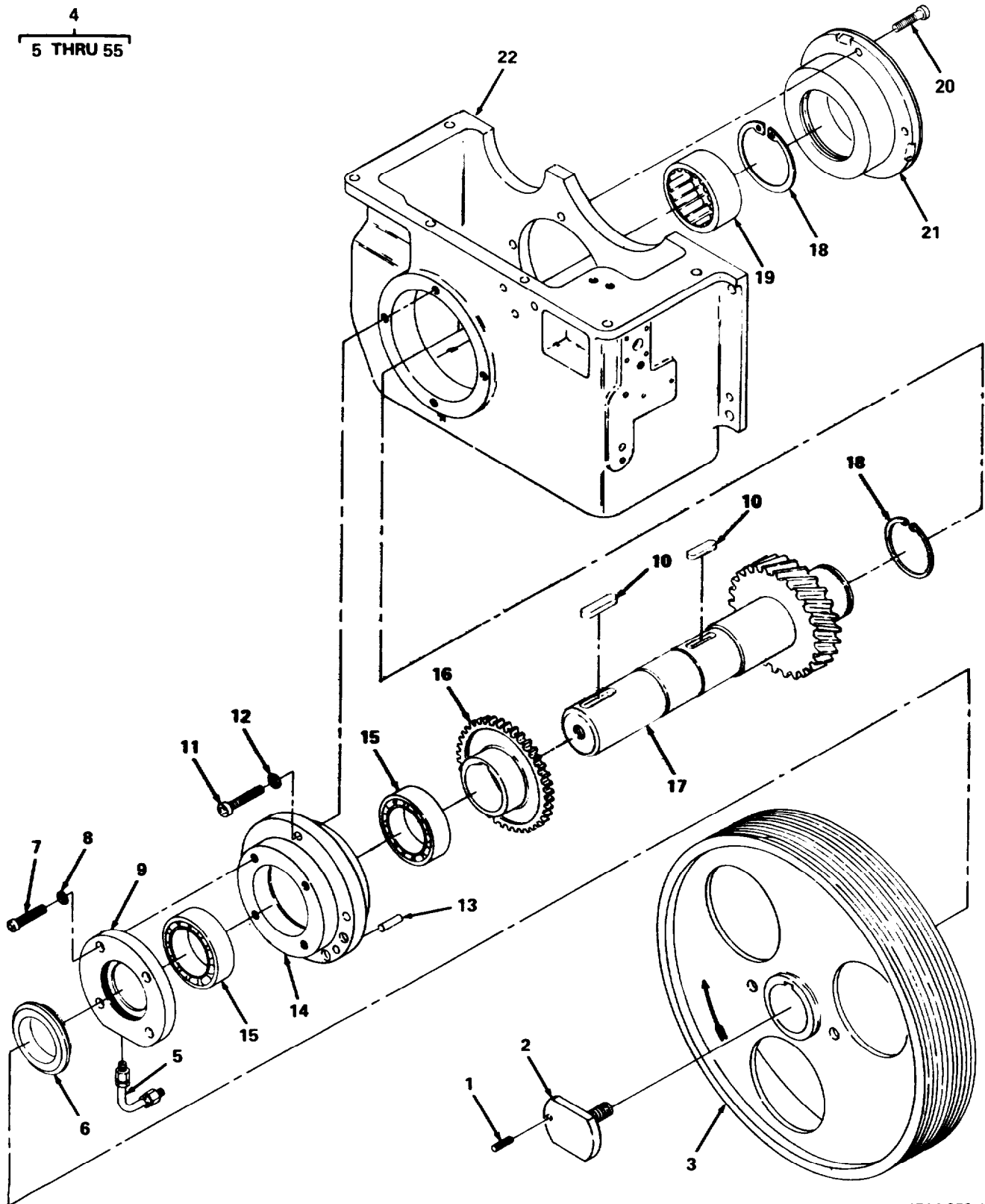
**TM5-3610-286-20P-1**

(1) ITEM NO	(2) SMR CODE	(3) FSCM	(4) PART NUMBER	(5) DESCRIPTION AND USABLE ON CODES (UOC)	(6) QTY
GROUP 10 BLANKET CYLINDER GROUP					
FIG. 79 COVER PLATE ASSEMBLY					
1	XDOZZ	15526	DIN912M8X25	SCREW, CAP, SOCKET HD	3
2	XDOZZ	15526	DINRIBS8	WASHER, RIBBED	1
3	XDOZZ	65713	66.006.030	COVER, PLATE	1
4	XDOZZ	65713	00.530.0198	WASHER, CUP SPRING	V 1
5	PAOZZ	15526	988-55X67X0.1	SHIM	V 1
6	PAOZZ	65713	66.007.026	BEARING, DISC	1
7	PAOZZ	27737	AXK5578	BEARING, ROLLER, WEED	1

END OF FIGURE



4  
5 THRU 55



4714-070.1

Figure 80. Gear Box Assembly (Sheet 1 of 2).

23  
24 THRU 27

28  
29 THRU 31

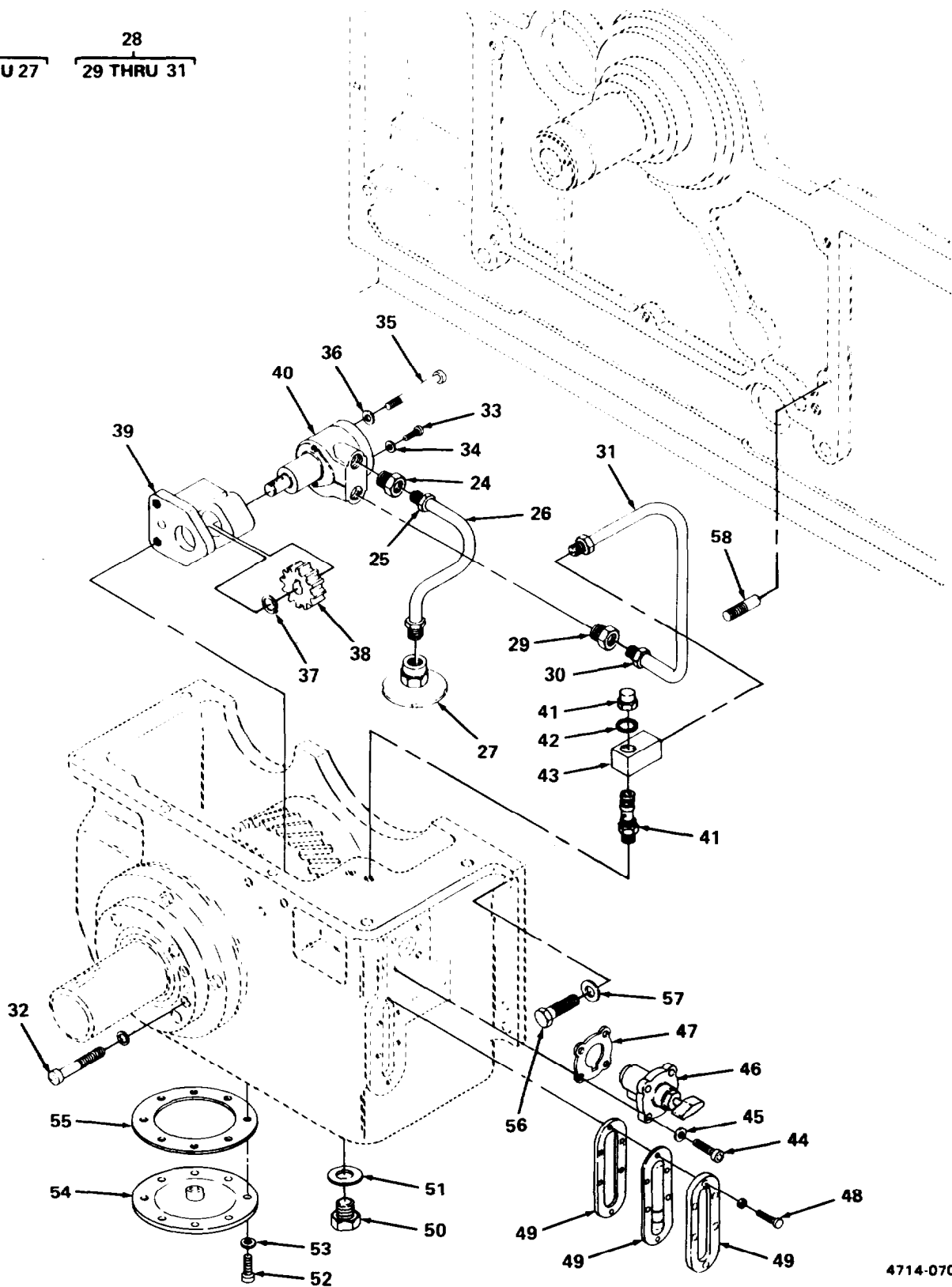


Figure 80. Gear Box Assembly (Sheet 2 of 2).

SECTION II			TM5-3610-286-20P-1			
(1)	(2)	(3)	(4)	(5)	(6)	
ITEM NO	SMR CODE	FSCM	PART NUMBER	DESCRIPTION AND USABLE ON CODES (UOC)	QTY	
GROUP 11 MAIN LUBRICATION SYSTEM						
FIG. 80 GEAR BOX ASSEMBLY						
1	XDOZZ	15526	DIN553M10X10	SETSCREW	1	
2	XDOZZ	65713	04.004.040	BOLT, THREADED COVER	1	
3	XDOZZ	65713	66.004.020	WHEEL, V-BELT PULLY	1	
4	XDOOO	65713	66.004.001/K01	GEAR BOX ASSY	1	
5	PAOZZ	65713	66.002.2081K01	.TUBE ASSEMBLY, METAL	1	
6	XDOZZ	65713	66.004.014	.RING, PACKING	1	
7	XDOZZ	15526	DIN912M10X30	.SCREW,CAP,SOCKET HD	4	
8	XDOZZ	15526	DINSN260S10	.WASHER, SAFETY	4	
9	XDOZZ	65713	36.004.044	.RING, LOCKING	1	
10	XDOZZ	65713	00.540.0200	.KEY	2	
11	XDOZZ	15526	DIN912M12X40	.SCREW, CAP, SOCKET HD	4	
12	XDOZZ	15526	DINRIBS12	.WASHER, RIBBED	4	
13	PAOZZ	15526	1-M3X60	.PIN, TAPERED, PLAIN	1	
14	XDOZZ	65713	66.004.007	.FLANGE, BEARING	1	
15	PAOZZ	52676	7212BG	.BEARING, BALL, DUPLEX	2	
16	PAOZZ	65713	66.004.012	.GEAR, WORM	1	
17	XDOZZ	65713	66.004.005	.SHAFT, DRIVING	1	
18	PAOZZ	15526	DINSN269J100X3	.RING, RETAINING	2	
19	PAOZZ	27737	NA4914C2	.BEARING, ROLLER, NEED	1	
20	XDOZZ	15526	DIN912M8X15	.SCREW, CAP, SOCKET HD	4	
21	XDOZZ	65713	66.004.019	.FLANGE, BUSHING	1	
22	XDOZZ	65713	66.004.001	.CASING	1	
23	PAOZZ	65713	66.002.199/K01	.TUBE ASSEMBLY, METAL	1	
24	XAOZZ	65713	00.250.0167	..SCREW	1	
25	XAOZZ	65713	00.250.0168	..COLLAR	1	
26	XAOZZ	65713	66.002.199	..TUBE, OIL	1	
27	XAOZZ	65713	00.250.0149	..SCREEN, SUCTION	1	
28	PAOZZ	65713	66.002.2001K01	.TUBE AND FITTINGS, M	1	
29	XAOZZ	65713	00.250.0167	..SCREW	1	
30	XAOZZ	65713	00.250.0168	..COLLAR	1	
31	XAOZZ	65713	66.002.200	..TUBE, OIL	1	
32	XDOZZ	15526	DIN912M8X70	.SCREW, CAP, SOCKET HD	2	
33	XDOZZ	15526	DIN912M6X25	.SCREW, CAP, SOCKET HD	4	
34	XDOZZ	15526	DINSN260S8	.WASHER, SAFETY	4	
35	XDOZZ	15526	DIN912M8X80	.SCREW, CAP, SOCKET HD	4	
36	XDOZZ	15526	DINSN260S6	.WASHER, SAFETY	4	
37	PAOZZ	15526	DIN471-5X1	.RING, RETAINING	1	
38	XDOZZ	65713	66.004.008	.GEAR, PINION	1	
39	XDOZZ	65713	66.004.017	.BRACKET, BEARING	1	
40	PBOZZ	65713	00.250.0257	.PUMP, ROTARY	1	
41	PBOZZ	65713	00.250.0256	.VALVE, SAFETY RELIEF	1	
42	PAOZZ	65713	00.250.0170	.PACKING, PREFORMED	1	
43	XDOZZ	65713	00.250.0169	.PIECE, CONNECTING	5	
44	XDOZZ	15526	DIN933M6X20	.SCREW, CAP, HEX HEAD	4	
45	XDOZZ	15526	DINSN260S6	.WASHER, SAFETY	4	
46	PBOZZ	65713	00.580.0164	.FILTER, PLATE TYPE	1	
47	PAOZZ	65713	00.580.0110	.GASKET	1	
48	XDOZZ	15526	DIN84M5X12	.SCREW, CHEESE HEAD	6	

## SECTION II

## TM5-3610-286-20P-1

(1) ITEM NO	(2) SMR CODE	(3) FSCM	(4) PART NUMBER	(5) DESCRIPTION AND USABLE ON CODES (UOC)	(6) QTY
49	XDOZZ	65713	66.002.006	. INDICATOR, OIL LEVER	1
50	XDOZZ	65713	00.250.0273	. SCREW, OIL DRAIN	2
51	PAOZZ	15526	DIN7603-C26X32-C UAS	.PACKING, PREFORMED	2
52	XDOZZ	15526	DIN933M6X10	.SCREW, CAP, HEX HEAD	6
53	XDOZZ	15526	DIN137M6	.WASHER, SPRING	6
54	XDOZZ	65713	66.004.011F	.COVER, PL W/MAGNET	1
55	PAOZZ	65713	66.004.010	.GASKET	2
56	XDOZZ	15526	DIN933M16X50	SCREW, CAP, HEX HEAD	4
57	XDOZZ	15526	DIN125M18X30	WASHER, FLAT	4
58	XDOZZ	15526	DIN7978M8X40	PIN, TAPERED, PRINTIN	1

END OF FIGURE



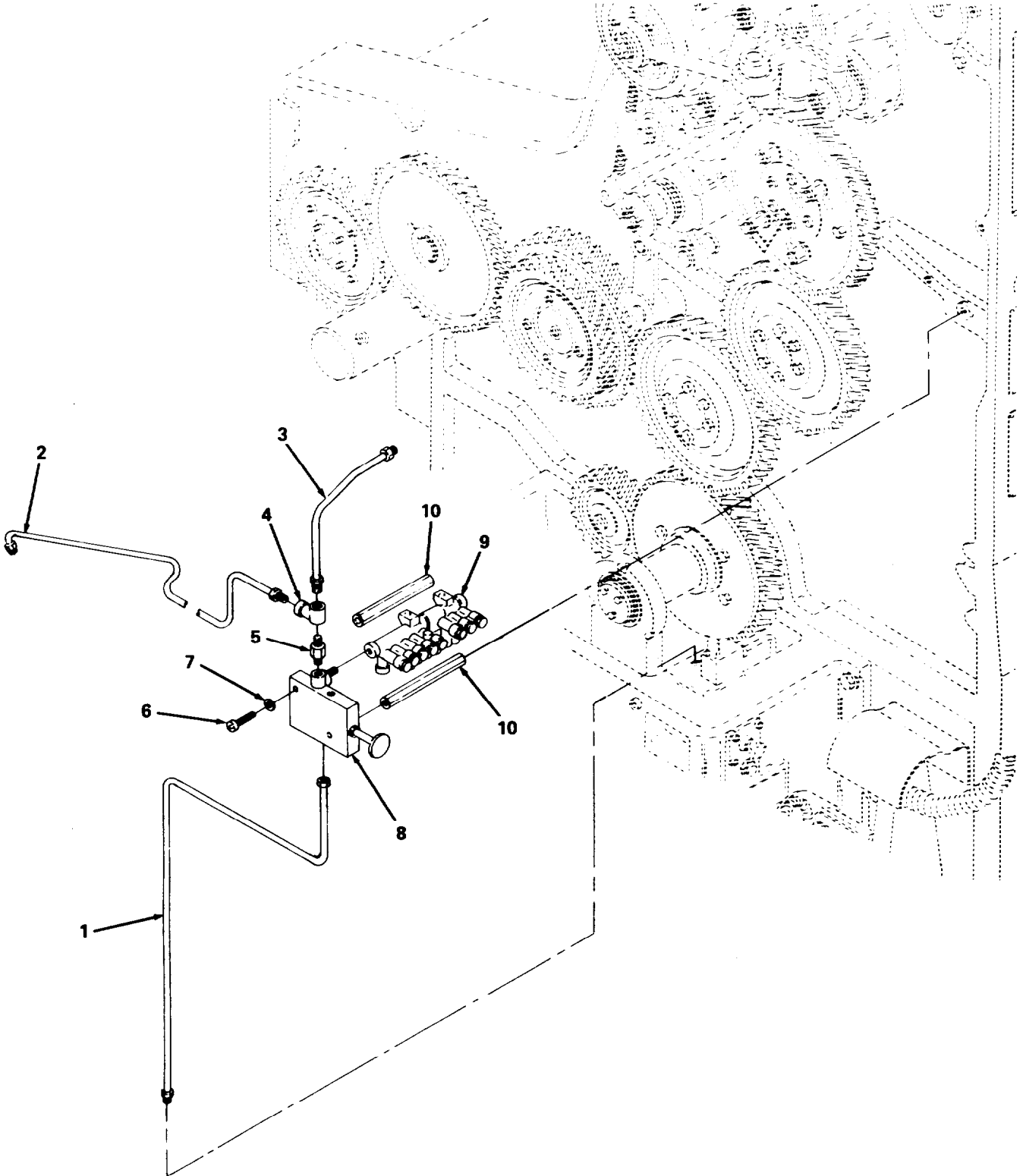


Figure 81. Main Lubrication Distributor, O/S.



## SECTION II

TM 5-3610-286-20P-1

(1) ITEM NO	(2) SMR CODE	(3) FSCM	(4) PART NUMBER	(5) DESCRIPTION AND USABLE ON CODES (UOC)	(6) QTY
GROUP 11 MAIN LUBRICATION SYSTEM					
FIG. 81 MAIN LUBRICATION DISTRIBUTOR, O/S					
1	XDOZZ	65713	66.002.201	TUBE, OIL	1
2	XDOZZ	65713	93.002.028	TUBE, OIL	1
3	XDOZZ	65713	66.002.203	TUBE, OIL	1
4	XDOZZ	65713	00.250.0272	PIPE, OIL SWDV CONN	1
5	XDOZZ	65713	00.250.0258	PIECE, CONNECTING	1
6	XDOZZ	15526	DIN912M6X35	SCREW, CAP, SOCKET HD	2
7	XDOZZ	15526	DINRIBS6	WASHER, RIBBED	2
8	XDOZZ	65713	00.250.0152	VALVE, OIL CONTROL NOTE: INCL P/N STAMPED ON CASTING OF PART WHEN ORDERING	1
9	XDOZZ	65713	00.250.0230	LUBRICATOR NOTE: INCL P/N STAMPED ON CASTING OF PART WHEN ORDERING	1
10	XDOZZ	65713	66.033.009	PIECE, SPACER	2

END OF FIGURE

- 1
- 2 THRU 4
- 5
- 6 THRU 8
- 15
- 16 THRU 18
- 19
- 20 THRU 22
- 24
- 25 THRU 31

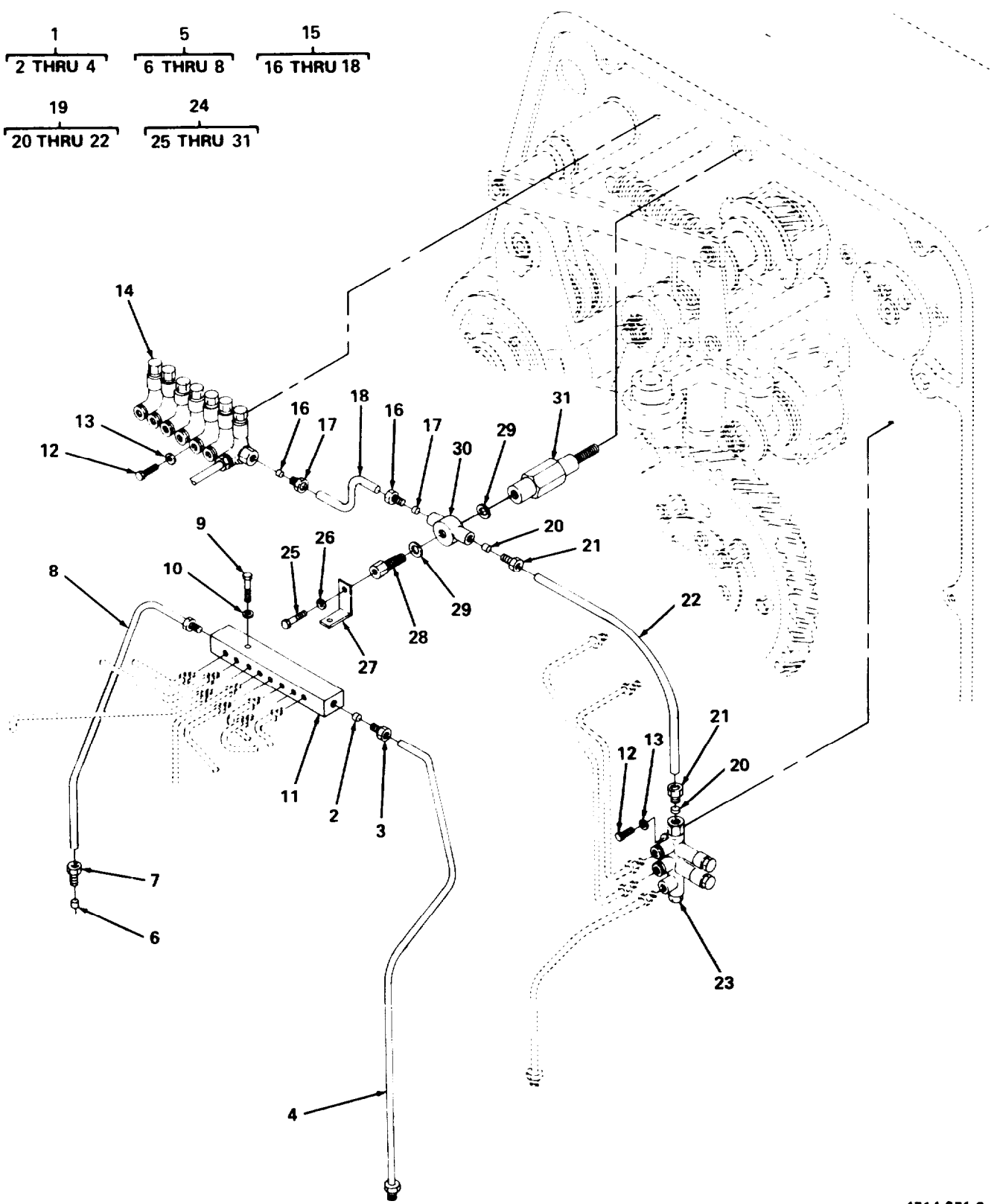


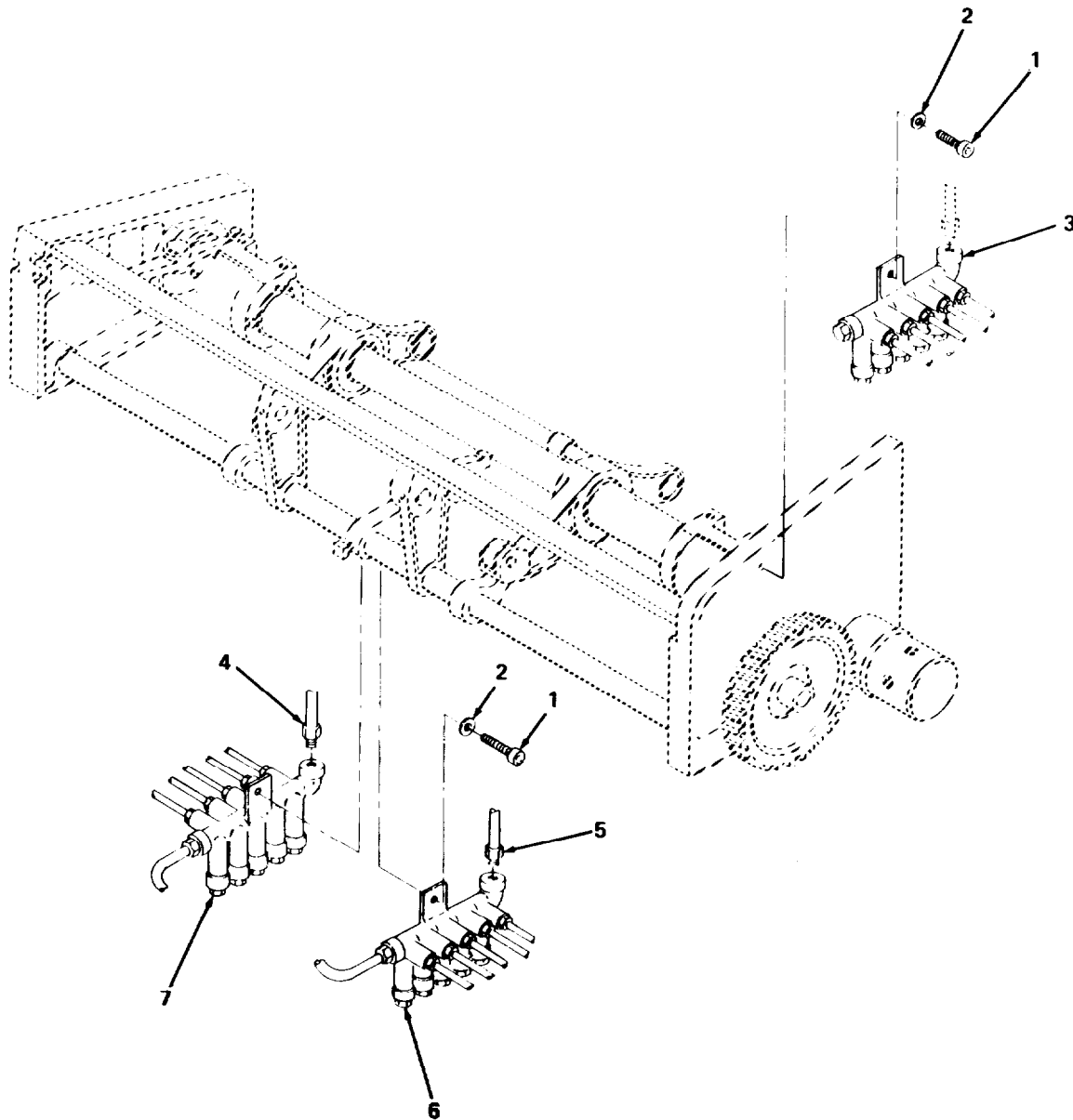
Figure 82. Lubrication Distributor, O/S.

## SECTION II

TM5-3610-286-20P-1

(1) ITEM NO	(2) SMR CODE	(3) FSCM	(4) PART NUMBER	(5) DESCRIPTION AND USABLE ON CODES (UOC)	(6) QTY
GROUP 11 MAIN LUBRICATION SYSTEM					
FIG. 82 LUBRICATION DISTRIBUTOR, O/S					
1	XDOZZ	65713	66.002.205F/KO1	TUBE ASSY, OIL	1
2	XAOZZ	65713	00.250.0088	. COLLAR	2
3	XAOZZ	65713	00.250.0089	. SCREW	2
4	XAOZZ	65713	66.002.205	. TUBE, OIL	1
5	XDOZZ	65713	66.002.206/KO3	TUBE, ASSY OIL	1
6	XAOZZ	65713	00.250.0088	. COLLAR	1
7	XAOZZ	65713	00.250.0089	. SCREW	1
8	XAOZZ	65713	66.002.206	. TUBE, OIL	1
9	XDOZZ	15526	DIN84M3X25	SCREW, CHEESE HEAD	1
10	XDOZZ	15526	DIN125M3	WASHER	1
11	XDOZZ	65713	00.250.0263	LUBRICATOR NOTE: INCL P/N STAMPED ON CASTING OF PART WHEN ORDERING	1
12	XDOZZ	15526	DIN912M6X12	SCREW, CAP, SOCKET HD	4
13	XDOZZ	15526	DINRIBS6	WASHER, RIBBED	4
14	XDOZZ	65713	00.250.0260	LUBRICATING UNIT, PO NOTE: INCL P/N STAMPED ON CASTING OF PART WHEN ORDERING	1
15	XDOZZ	65713	66.002.207/KO1	TUBE ASSY, OIL	1
16	XAOZZ	65713	00.250.0088	. COLLAR	2
17	XAOZZ	65713	00.250.0089	. SCREW	2
18	XAOZZ	65713	66.002.207	. TUBE, OIL	1
19	XD000	65713	66.002.204/KO1	TUBE ASSY, OIL	1
20	XAOZZ	65713	00.250.0088	. COLLAR	2
21	XAOZZ	65713	00.250.0089	. SCREW	2
22	XAOZZ	65713	66.002.204	. TUBE, OIL	1
23	XDOZZ	65713	00.250.0259	LUBRICATOR NOTE: INCL P/N STAMPED ON CASTING OF PART WHEN ORDERING	1
24	XD000	65713	66.010.015/KO1	SCREW ASSY	1
25	XDOZZ	15526	DIN933M6X10	. SCREW, CAP, HEX HEAD	1
26	XDOZZ	15526	DINSN26OS6	. WASHER, SAFETY	1
27	XDOZZ	65713	66.002.009	. PIECE, ANGLE	1
28	XDOZZ	65713	66.010.015	. SCREW	1
29	XDOZZ	65713	00.250.0119	. WASHER, SEALING	2
30	XDOZZ	65713	00.250.0345	. PIECE, CONNECTING	1
31	XDOZZ	65713	66.002.005	. SCREW, HOLLOW	1

END OF FIGURE



4714-071.3

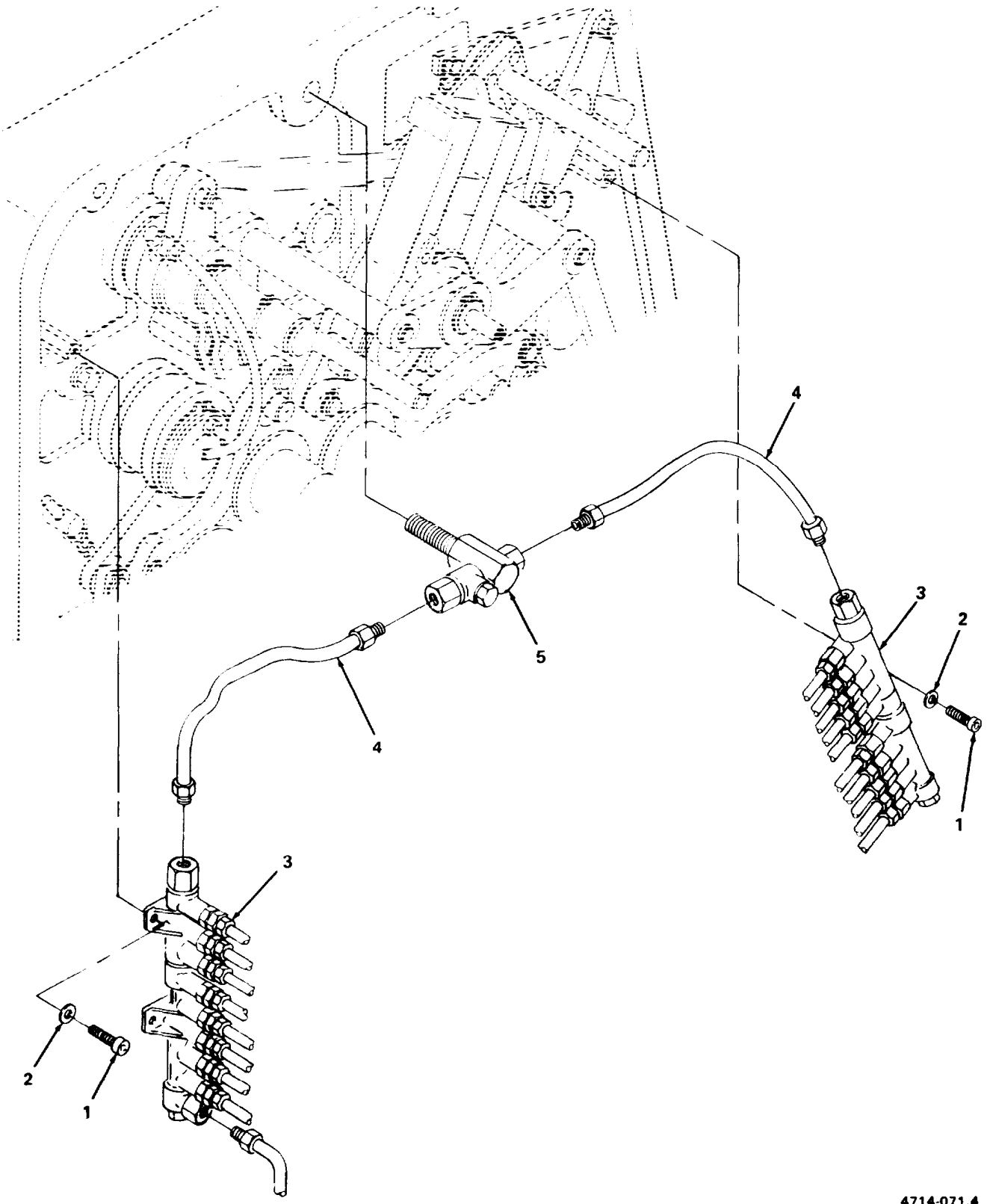
Figure 83. Register Lubrication Distributor, O/S.

## SECTION II

## TM5-3610-286-20P-1

(1) ITEM NO	(2) SMR CODE	(3) FSCM	(4) PART NUMBER	(5) DESCRIPTION AND USABLE ON CODES (UOC)	(6) QTY
GROUP 11 MAIN LUBRICATION SYSTEM					
FIG. 83 REGISTER LUBRICATION DISTRIBUTOR, O/S					
1	XDOZZ	15526	DIN912M6X12	SCREW, CAP, SOCKET HD	3
2	XDOZZ	15526	DINRIBS6	WASHER, RIBBED	
3	XDOZZ	65713	00.250.0269	DISTRIBUTING UNIT, 0 NOTE: INCL P/N STAMPED ON CASTING OF PART WHEN ORDERING	1
4	XDOZZ	65713	66.002.215	TUBE, OIL	1
5	XDOZZ	65713	66.002.515	TUBE, OIL	1
6	XDOZZ	65713	00.250.0628	DISTRIBUTOR, OIL NOTE: INCL P/N STAMPED ON CASTING OF PART WHEN ORDERING	1
7	XDOZZ	65713	00.250.0629	DISTRIBUTOR, OIL NOTE: INCL P/N STAMPED ON CASTING OF PART WHEN ORDERING	1

END OF FIGURE



4714-071.4

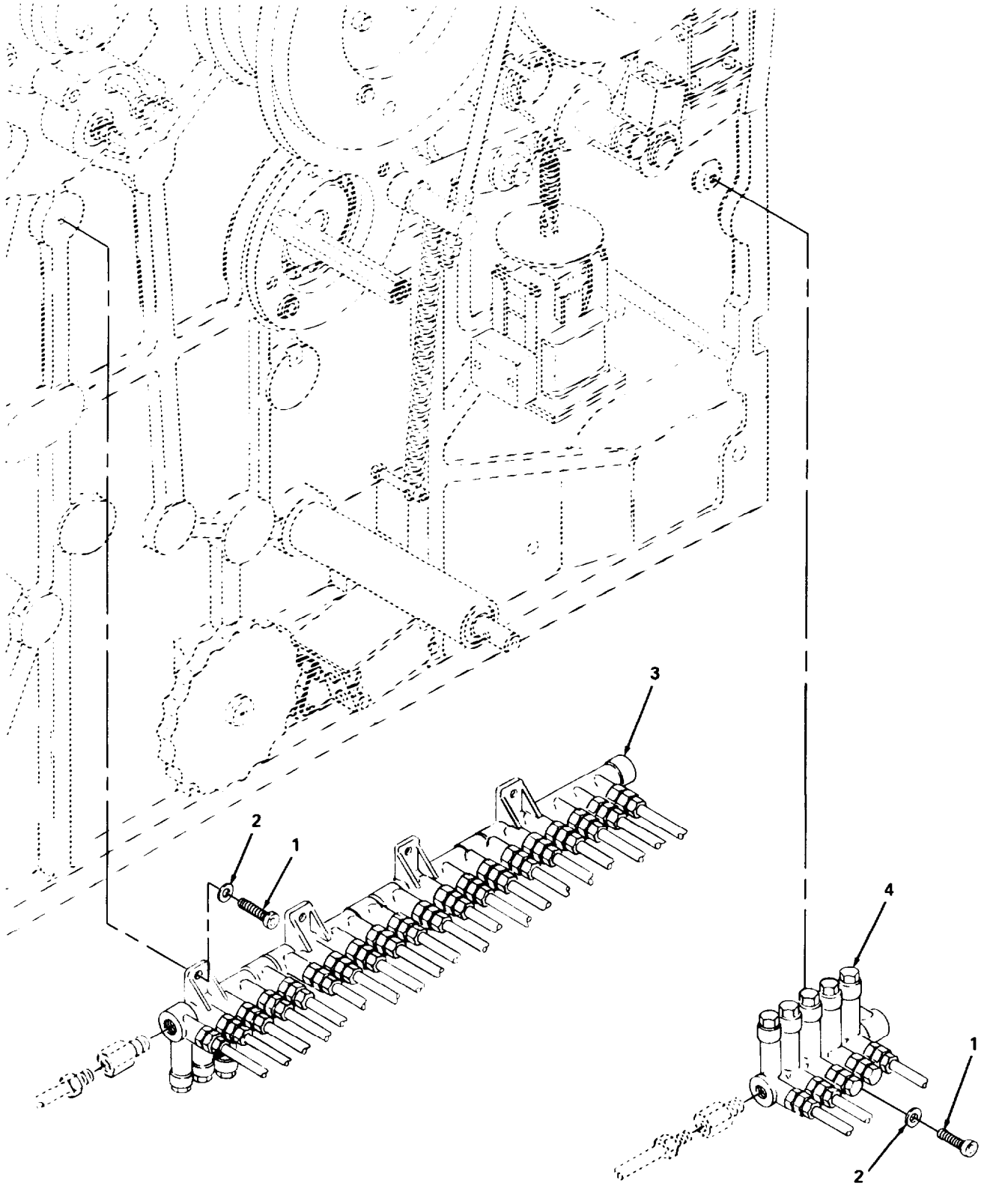
Figure 84. D/S Lubrication Distributor, Upper.

## SECTION II

## TM5-3610-286-20P-1

(1) ITEM NO	(2) SMR CODE	(3) FSCM	(4) PART NUMBER	(5) DESCRIPTION AND USABLE ON CODES (UOC)	(6) QTY
				GROUP 11 MAIN LUBRICATION SYSTEM	
				FIG. 84 D/S LUBRICATION DISTRIBUTOR, UPPER	
1	XDOZZ 15526	DIN912M6X16		SCREW, CAP, SOCKET HD	2
2	XDOZZ 15526	DINRIBS6		WASHER, RIBBED	2
3	XDOZZ 65713	00.250.0266		DISTRIBUTOR, UNIT, NOTE: INCL P/N STAMPED ON CASTING OF PART WHEN ORDERING	2
4	XDOZZ 65713	66.002.209/KO1		TUBE ASSY, OIL	2
5	XDOZZ 65713	66.010.014		CAP-NUT	1

END OF FIGURE



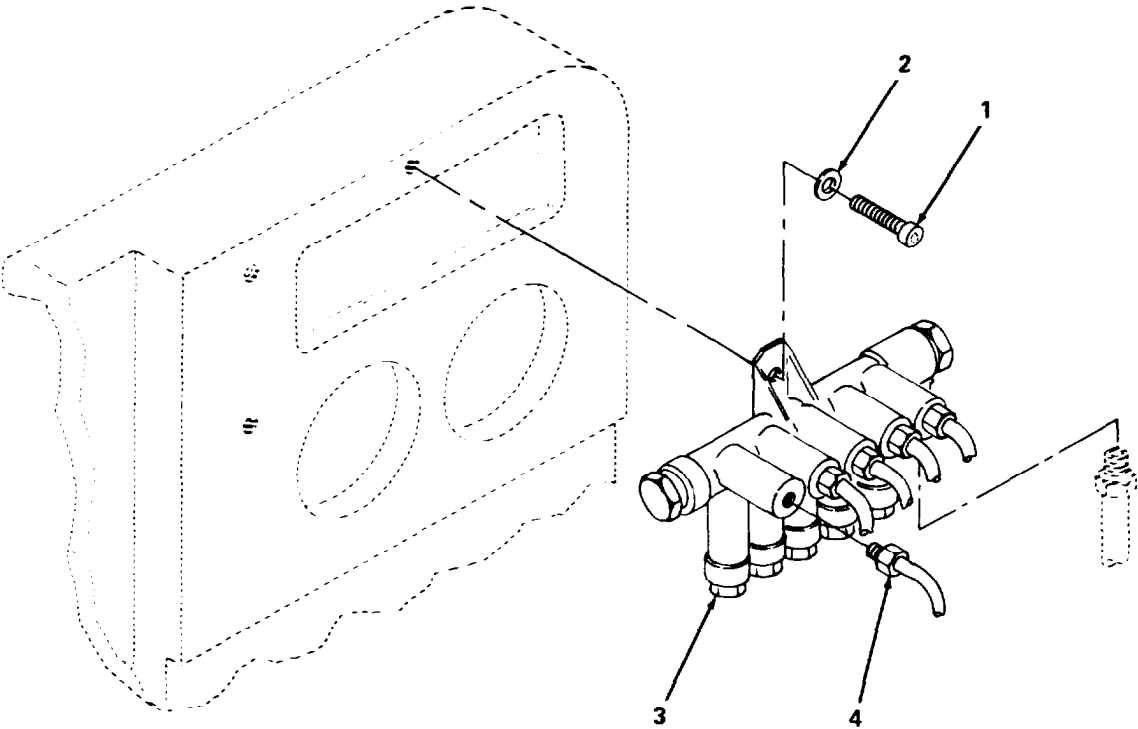
4714-071.5

Figure 85. D/S Lubrication Distributors, Lower.



SECTION II			TM5-3610-286-20P-1		
(1)	(2)	(3)	(4)	(5)	(6)
ITEM NO	SMR CODE	FSCM	PART NUMBER	DESCRIPTION AND USABLE ON CODES (UOC)	QTY
				GROUP 11 MAIN LUBRICATION SYSTEM	
				FIG. 85 D/S LUBRICATION DISTRIBUTORS, LOWER	
1	XDOZZ	15526	DIN912M6X16	SCREW, CAP, SOCKET HD	4
2	XDOZZ	15526	DINRIBS6	WASHER, RIBBED	4
3	XDOZZ	65713	00.250.0420	LUBRICATOR NOTE: INCL P/N STAMPED ON CASTING OF PART WHEN ORDERING UNIT, LUB DISTR NOTE: INCL P/N STAMPED ON CASTING OF PART WHEN ORDERING	1
4	XDOZZ	65713	00.250.0472		1

END OF FIGURE



4714-071.6

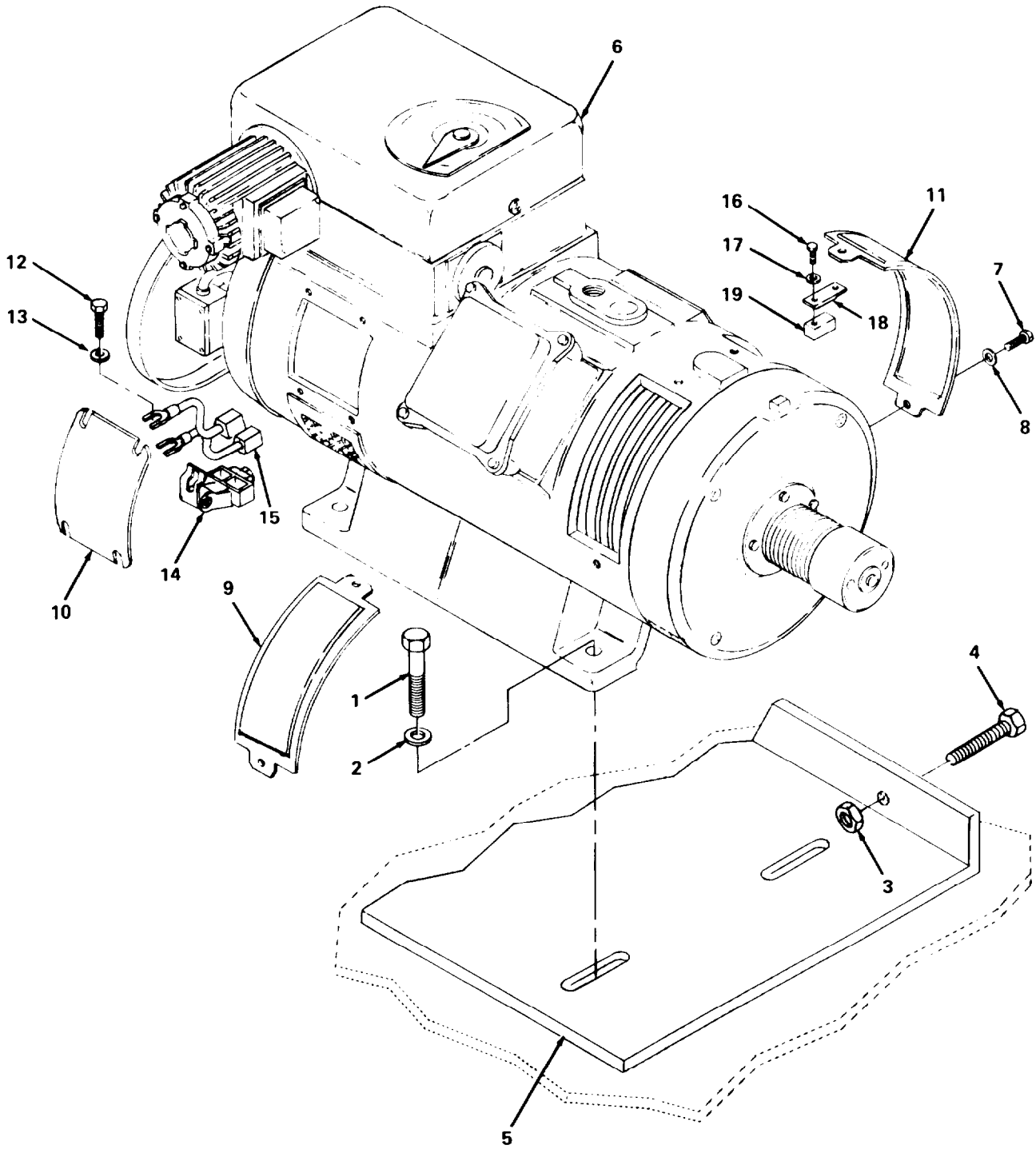
Figure 86. Lubrication Distributor, Feeder.

## SECTION II

## TM5-3610-286-20P-1

(1) ITEM NO	(2) SMR CODE	(3) FSCM	(4) PART NUMBER	(5) DESCRIPTION AND USABLE ON CODES (UOC)	(6) QTY
				GROUP 11 MAIN LUBRICATION SYSTEM	
				FIG. 86 LUBRICATION DISTRIBUTOR, FEEDER	
1	XDOZZ 15526	DIN912M6X12		SCREW, CAP, SOCKET HD	1
2	XDOZZ 15526	DINRIBS6		WASHER, RIBBED	1
3	XDOZZ 65713	00.250.0488		DISTRIBUTOR, LUB NOTE: INCL P/N STAMPED ON CASTING OF PART WHEN ORDERING	1
4	XDOZZ 65713	66.002.516		TUBE, OIL	1

END OF FIGURE



4714-072.1

Figure 87. Main Motor.

## SECTION II

## TM5-3610-286-20P-1

(1) ITEM NO	(2) SMR CODE	(3) FSCM	(4) PART NUMBER	(5) DESCRIPTION AND USABLE ON CODES (UOC)	(6) QTY
GROUP 12 MAIN MOTOR AND DRIVE ASSEMBLY					
FIG. 87 MAIN MOTOR					
1	XDOZZ	15526	DIN933M12X30	SCREW, CAP, HEX HEAD	4
2	XDOZZ	15526	DIN125H12	WASHER, FLAT	8
3	XDOZZ	15526	DIN934M12	NUT, HEX	4
4	XDOZZ	65713	00.520.0518	SCREW, ADJUSTING	1
5	XDOZZ	65713	66.016.148	MOUNTING, MOTOR	1
6	XDODD	65713	66.101.681	MAIN MOTOR W/BRAKE 230V, 60HZ; M1	1
7	XDOZZ	15526	DIN933M5X10	. SCREW, CAP, HEX HEAD	16
8	XDOZZ	15526	DIN125M5	. WASHER, FLAT	16
9	XDOZZ	65713	M-ODF56-6A-33	. GUARD A-S	1
10	XDOZZ	65713	M-ODF56-6A-35	. GUARD B-S	1
11	XDOZZ	65713	M-ODF56-6A-130	. GUARD	1
12	XDOZZ	15526	DIN963M4X8	. SCREW, FLAT HEAD	6
13	XDOZZ	15526	DIN125M4	. WASHER, FLAT	12
14	XDOZZ	65713	M-ODF56-6A-105	. HOLDER, BRUSH	3
15	PAOZZ	65713	00.780.0114	. BRUSH, ELECTRICAL CO	12
16	XDOZZ	15526	DIN84M6X70	. SCREW, CAP, SOCKET HD	6
17	XDOZZ	15526	DIN127BM8	. WASHER, LOCK	6
18	PAOZZ	65713	MODF56-6A96	. RING, ELECTRICAL CON	1
19	PAOZZ	65713	00.780.0115	. RING ASSEMBLY, ELECT	1

END OF FIGURE

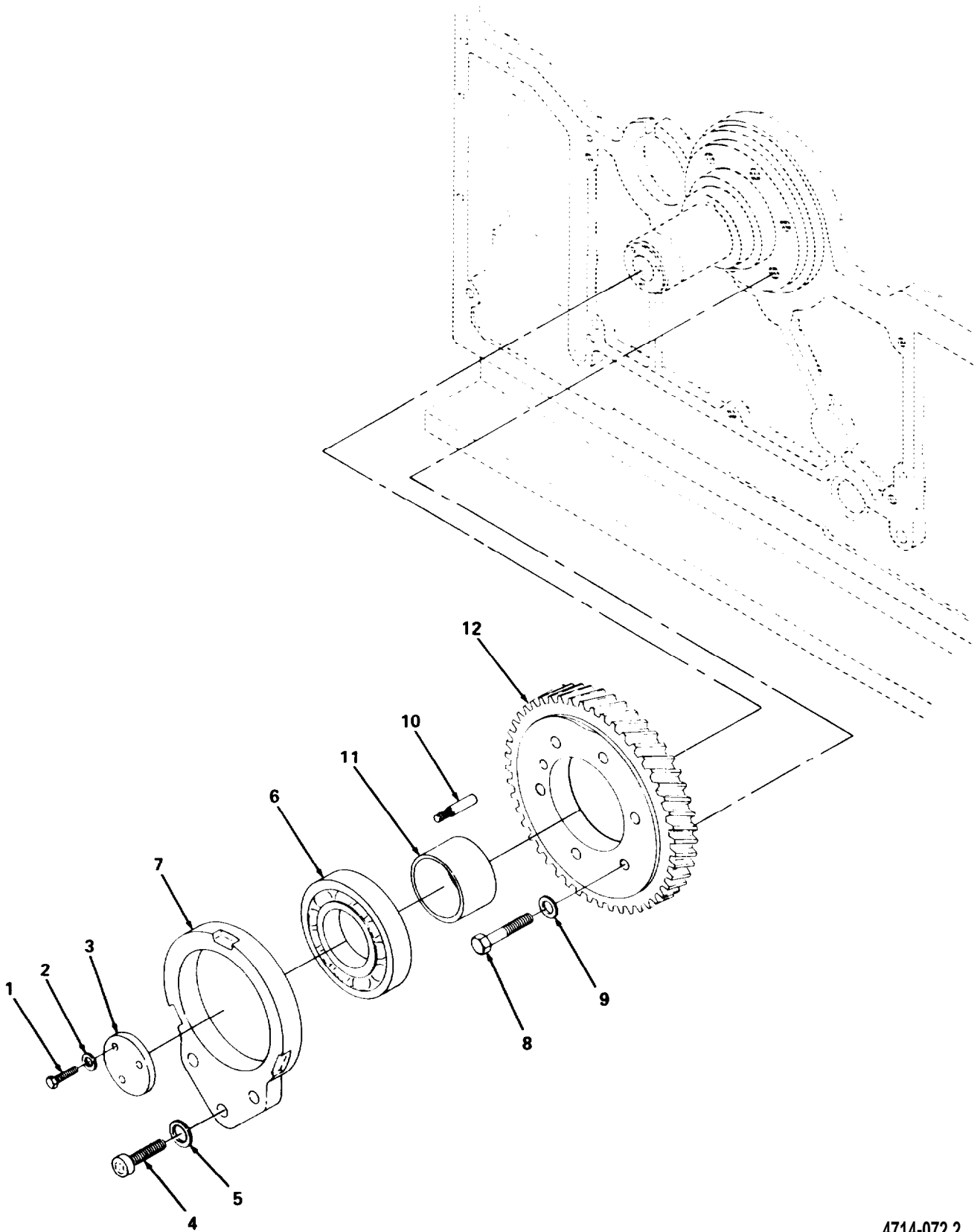


Figure 88. Main Drive Gear.

4714-072.2

SECTION II			TM5-3610-286-20P-1		
(1)	(2)	(3)	(4)	(5)	(6)
ITEM NO	SMR CODE	FSCM	PART NUMBER	DESCRIPTION AND USABLE ON CODES (UOC)	QTY
				GROUP 12 MAIN MOTOR AND DRIVE ASSEMBLY	
				FIG. 88 MAIN DRIVE GEAR	
1	XDOZZ	15526	DIN933M8X20	SCREW, CAP, HEX HEAD	3
2	XDOZZ	15526	DIN125M8	WASHER, FLAT	3
3	XDOZZ	65713	66.004.009	PLATE, COVER	1
4	XDOZZ	15526	DIN912M12X50	SCREW, CAP, HEX HD	3
5	XDOZZ	15526	DIN125M12	WASHER	3
6	PAOZZ	15526	DIN625 4211-C2	BALL, BEARING	1
7	XDOZZ	65713	66.004.018	HOUSING, BEARING	1
8	XDOZZ	15526	DIN933M12X55	SCREW, CAP, HEX HEAD	6
9	XDOZZ	15526	DIN125M12	WASHER, FLAT	6
10	PAOZZ	15526	1-M6X120	PIN, TAPERED, PLAIN	1
11	XDOZZ	65713	66.004.013	SPACER, RETAINING	1
12	XDOZZ	65713	66.014.033	GEAR	1

END OF FIGURE

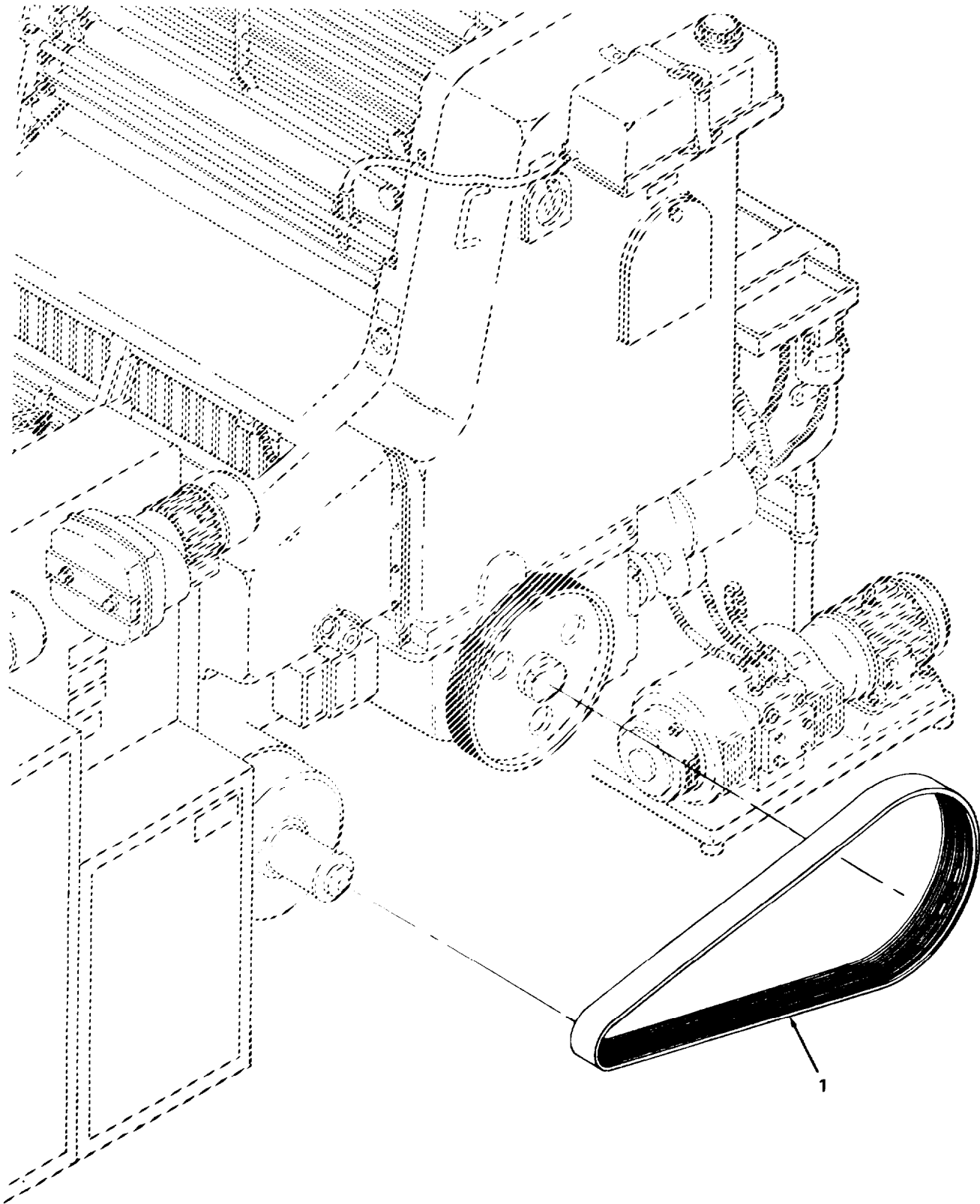
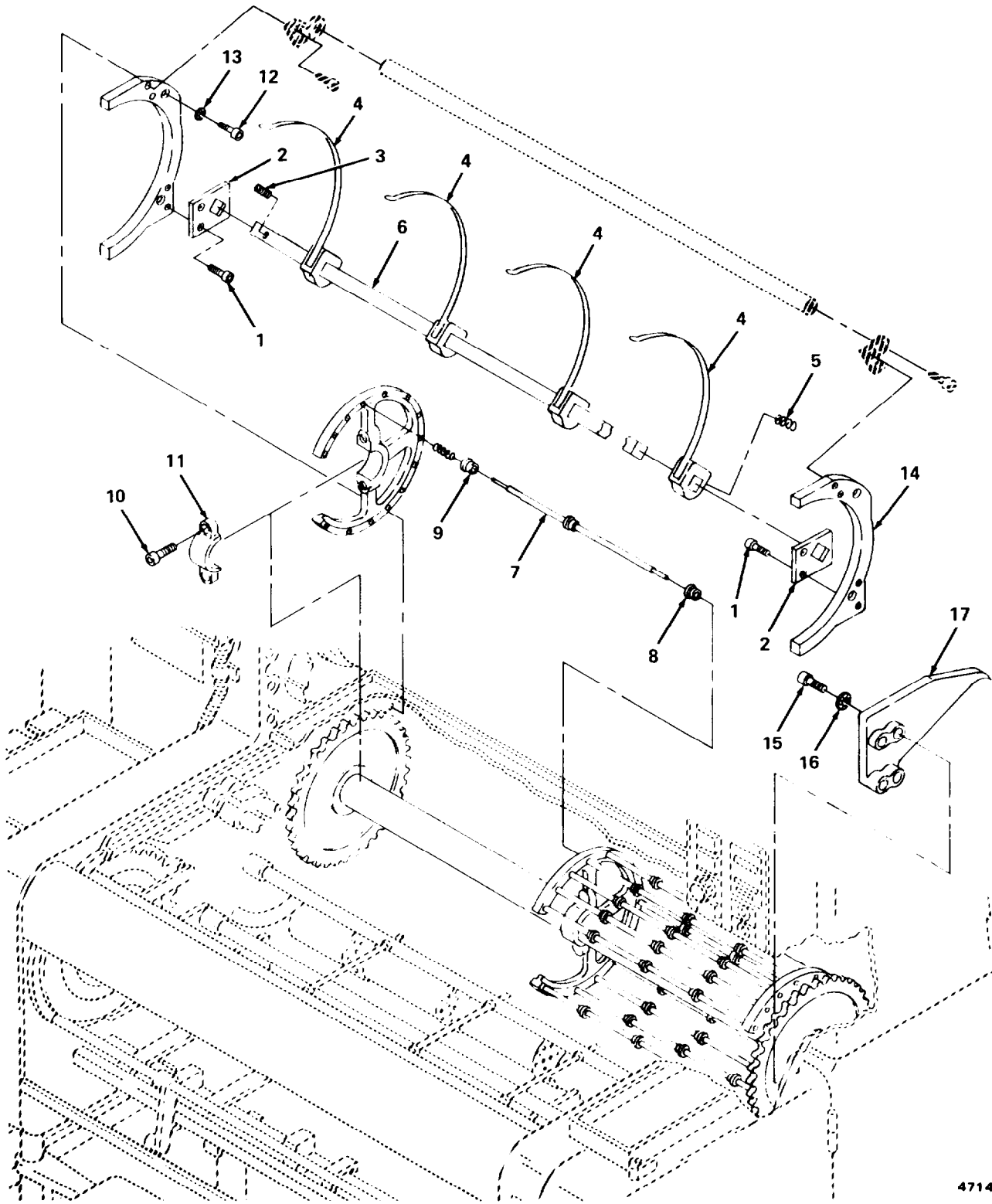


Figure 89. V-Belt.



**SECTION II****TM5-3610-286-20P-1**

(1) ITEM NO	(2) SMR CODE	(3) FSCM	(4) PART NUMBER	(5) DESCRIPTION AND USABLE ON CODES (UOC)	(6) QTY
				GROUP 12 MAIN MOTOR AND DRIVE ASSEMBLY	
				FIG. 89 V-BELT	
1	PAOZZ	65713	00.270.0041	V-BELT, SPECIAL	1
				END OF FIGURE	



4714-074

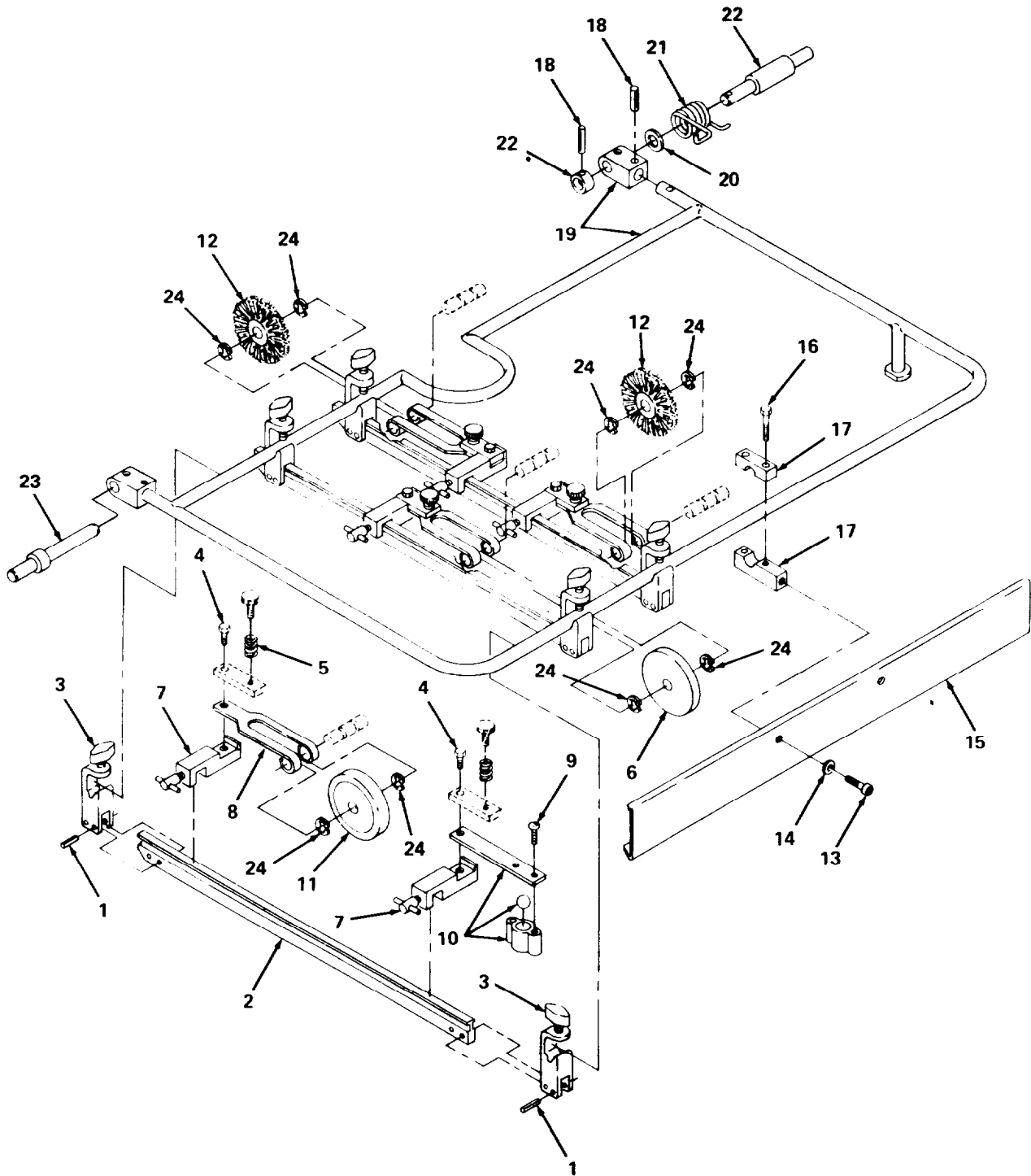
Figure 90. Transfer Drum Assembly.

## SECTION II

TM5-3610-286-20P-1

(1) ITEM NO	(2) SMR CODE	(3) FSCM	(4) PART NUMBER	(5) DESCRIPTION AND USABLE ON CODES (UOC)	(6) QTY
GROUP 13 TRANSFER DRUM					
FIG. 90 TRANSFER DRUM ASSEMBLY					
1	XDOZZ	15526	DIN912M8X16	SCREW, CAP, SOCKET HD	4
2	XDOZZ	65713	66.014.112	BRACKET, SUPPORT DR	2
3	XDOZZ	15526	DIN427M6	SETSCREW	2
4	XDOZZ	65713	66.014.111F	GUIDE, STRAP	4
5	PAOZZ	65713	03.012.062	SPRING, HELICAL, COMP	4
6	XDOZZ	65713	66.014.110	BAR, SQUARE SHAPED	1
7	XDOZZ	65713	66.014.115	ROD, STAR WHEEL	10
8	PAOZZ	65713	14.014.013F	STARWHEEL, PRESS	36
9	PAOZZ	65713	14.014.046F	DISC, PAPER SUPPORT	36
10	XDOZZ	15526	DIN912M10X40	SCREW, SOCKET HEAD	6
11	XDOZZ	65713	47.006.116	QUADRANT	3
12	XDOZZ	15526	DIN912M10X20	SCREW, CAP, SOCKET HD	4
13	XDOZZ	15526	DINRIBS10	WASHER, RIBBED	8
14	XDOZZ	65713	66.014.021	GUIDE, CHAIN	2
15	XDOZZ	15526	DIN912M8X26	SCREW, CAP, SOCKET HD	4
16	XDOZZ	15526	DINRIBS8	WASHER, RIBBED	4
17	XDOZZ	65713	66.014.040	CAM, GRIPPER	1

END OF FIGURE



4714-075

Figure 91. Sheet Smoother and Accessories.

## SECTION II

## TM5-3610-286-20P-1

(1) ITEM NO	(2) SMR CODE	(3) FSCM	(4) PART NUMBER	(5) DESCRIPTION AND USABLE ON CODES (UOC)	(6) QTY
GROUP 14 FEEDER GROUP					
FIG. 91 SHEET SMOOTHER AND ACCESSORIES					
1	PAOZZ	15526	DIN1481M2X20	PIN, SPRING	24
2	XDOZZ	65713	66.020.104F	GUIDE PIECE, PAPER	6
3	XDOZZ	65713	66.020.136F	SCREW, TOMMY BAR	12
4	XDOZZ	15526	DIN933M6X16	SCREW, CAP, HEX HEAD	12
5	PAOZZ	65713	66.020.110/C	SPRING, PRINTING PRE	10
6	XDOZZ	65713	66.020.118F	ROLLER, RUBBER, PRESS	2
6	PAOZZ	65713	66.891.020F	ROLLER, RUBBER SOFT	2
7	XDOZZ	65713	66.020.113F	SCREW, TOMMY BAR	12
8	XDOZZ	65713	66.016.309	PLATE, GUIDE	8
9	XDOZZ	15526	DIN84M6X16	SCREW, CHEESE HEAD	4
10	XDOZZ	65713	66.020.128F	GAGE, BALL	2
11	PAOZZ	65713	66.020.108F	ROLLER, STEEL, PRESS	2
12	PAOZZ	65713	66.020.119F	ROLLER, BRUSH, PRESS	2
13	XDOZZ	15526	DIN912M6X12	SCREW, CAP, SOCKET HD	2
14	XDOZZ	15526	DIN125M6	WASHER, FLAT	2
15	XDOZZ	65713	66.020.200/KO1	GUARD, SAFETY	1
16	XDOZZ	15526	DIN933M6X35	SCREW, CAP, HEX HEAD	4
17	XDOZZ	65713	66.020.106	HOLDER	2
18	PAOZZ	15526	DIN1481M2X20	PIN, SPRING	3
19	XDOZZ	65713	66.020.101F	SMOOTHER, SHEET	1
20	XDOZZ	65713	23.010.097	WASHER, SPRING	1
21	PAOZZ	65713	66.020.141	SPRING, HELICAL, TORS	1
22	XDOZZ	65713	66.020.139	SHAFT	1
23	XDOZZ	65713	66.020.140	SHAFT	1
24	XDOZZ	15526	DIN6799M10	RING, RETAINING	16

END OF FIGURE



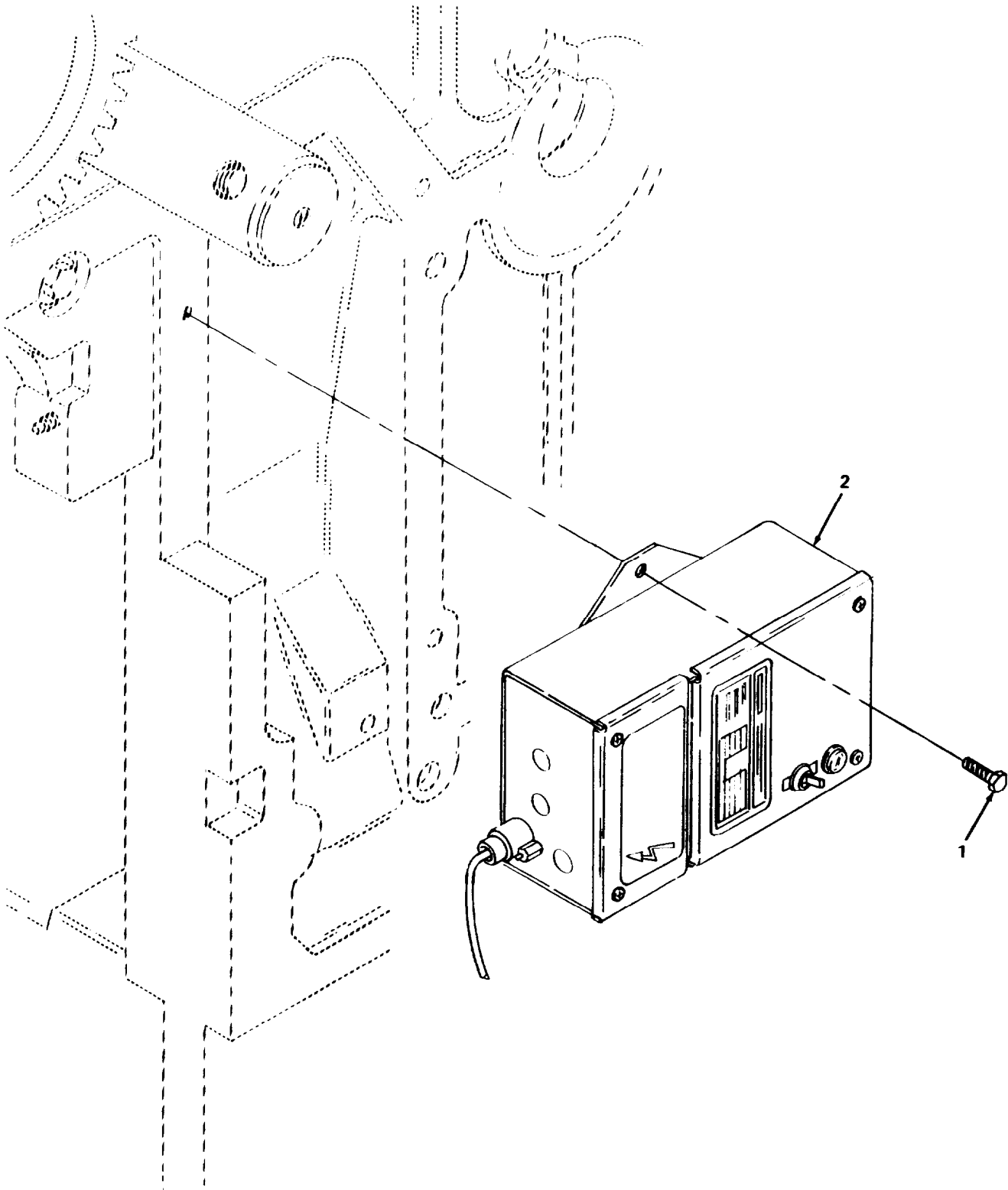


Figure 92. Static Bar Assembly (Sheet 1 of 2).

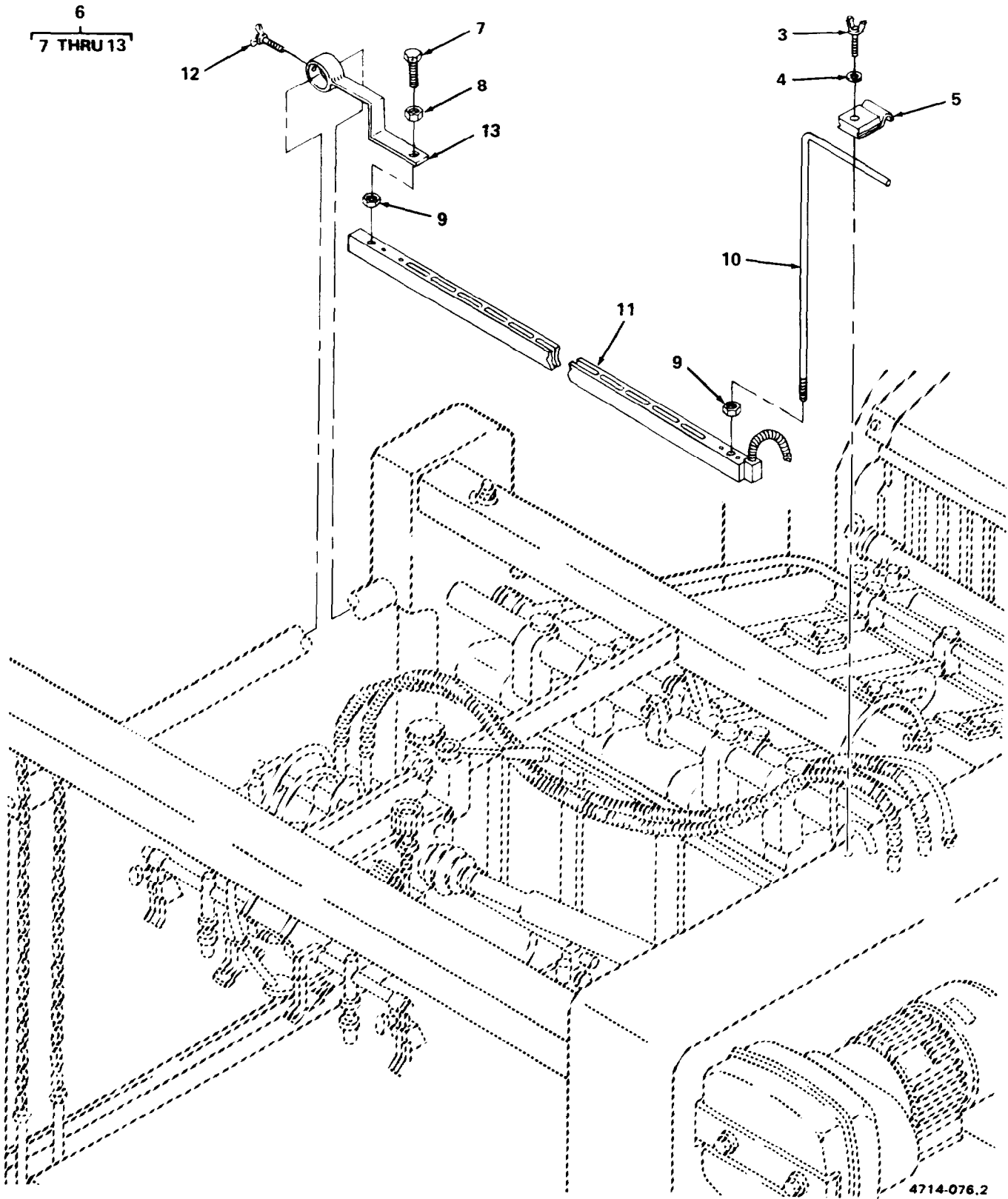


Figure 92. Static Bar Assembly (Sheet 2 of 2).



## SECTION II

## TM5-3610-286-20P-1

(1) ITEM NO	(2) SMR CODE	(3) FSCM	(4) PART NUMBER	(5) DESCRIPTION AND USABLE ON CODES (UOC)	(6) QTY
				GROUP 14 FEEDER GROUP	
				FIG. 92 STATIC BAR ASSEMBLY	
1	XDOZZ	15526	DIN934M8	SCREW	1
2	XDOZZ	65713	66.118.1312	POWER UNIT, STATIC ELECTRICITY ELIMINATOR; P/O U1	1
3	XDOZZ	15526	DIN653M8X20	SCREW, THUMB	1
4	XDOZZ	15526	DIN125M6	WASHER, FLAT	1
5	XDOZZ	97403	13226E7960	RETAINER	1
6	XDDDD	97403	13227E5699	STATIC BAR ASSY	1
7	XDOZZ	96906	MS90725-34	. BOLT, MACHINE	1
8	XDOZZ	96906	MS35649-2312	. NUT, PLAIN, HEXAGON	2
9	XDOZZ	15526	DIN934M8	. NUT, HEX	2
10	XDOZZ	97403	13227E5700	. HOLDER, DS	1
11	XDOZZ	97403	13227E5711	. NEUTRALIZER BAR	1
12	XDOZZ	19203	8832825	. THUMB SCREW, WING HD	1
13	XDOZZ	97403	13226E7851	. HOLDER, OS	1

END OF FIGURE

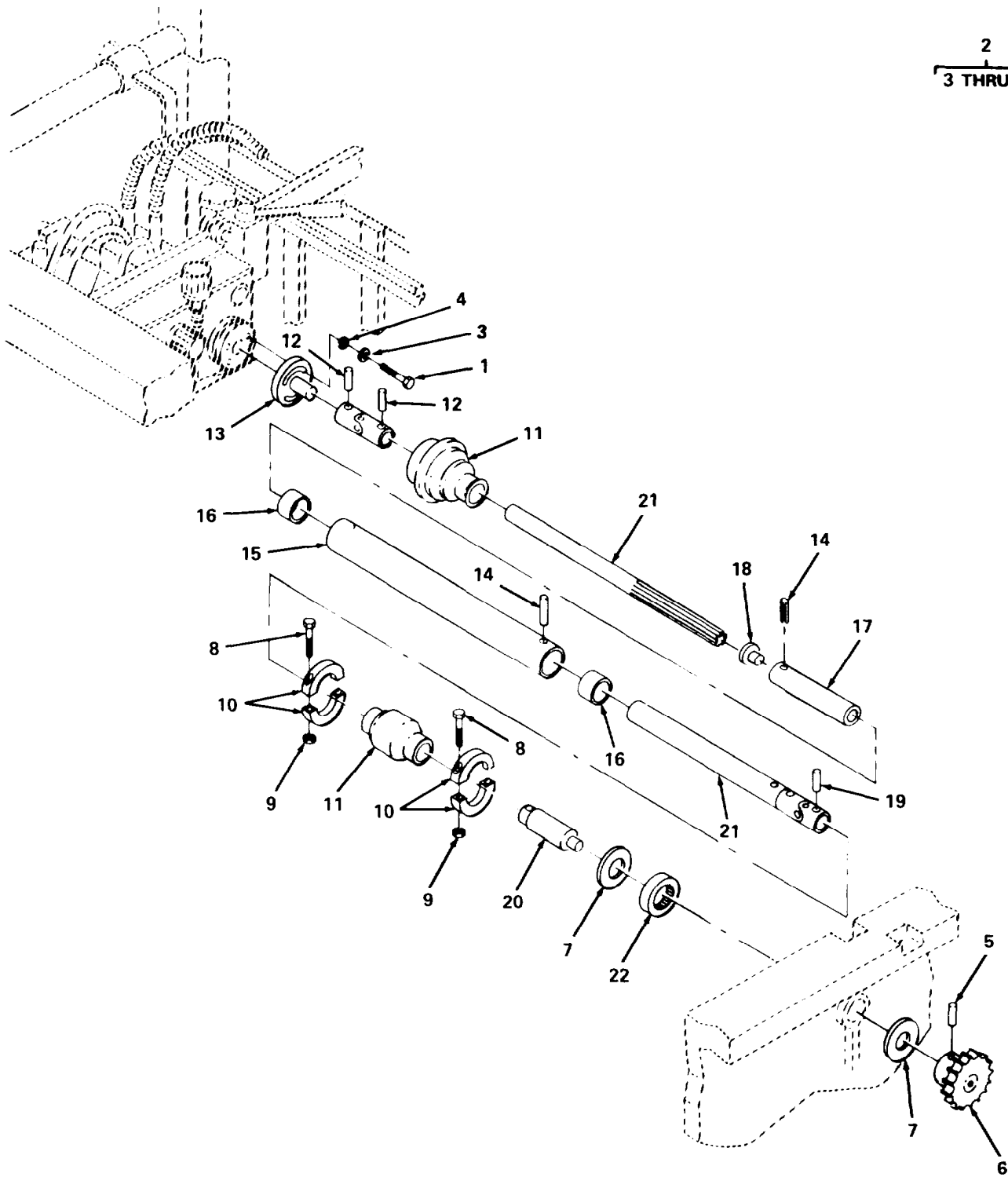


Figure 93. Universal Joint Shaft.

SECTION II			TM5-3610-286-20P-1		
(1)	(2)	(3)	(4)	(5)	(6)
ITEM NO	SMR CODE	FSCM	PART NUMBER	DESCRIPTION AND USABLE ON CODES (UOC)	QTY
GROUP 14 FEEDER GROUP					
FIG, 93 UNIVERSAL JOINT SHAFT					
1	XDOZZ	15526	DIN933M6X15	SCREW, CAP, HEX HEAD	2
2	PB000	65713	66.016.420/K02	SHAFT COMPLETE, UNIV	1
3	XDOZZ	15526	DIN125B6,4	. WASHER, FLAT	2
4	XDOZZ	15526	DINSN260S6	. WASHER, SAFETY	2
5	PAOZZ	15526	DIN1481-5X40	. PIN, SPRING	1
6	XDOZZ	65713	66.016.218	. SPROCKET, CHAIN	1
7	XDOZZ	65713	27.016.119	. WASHER	1
8	XDOZZ	15526	DIN84M4X20	. SCREW, CHEESE HEAD	4
9	XDOZZ	15526	DIN980M4	. NUT, SELF LOCKING	4
10	XDOZZ	65713	47.016.088	. RING, CLAMPING	2
11	XDOZZ	65713	00.580.0049	. SIPHON	2
12	PAOZZ	15526	DIN1481-4X22	. PIN, SPRING	2
13	XDOZZ	65713	66.016.422	. FLANGE	1
14	PAOZZ	15526	DIN1481M5X22	. PIN, SPRING	1
15	XDOZZ	65713	47.016.180	. SLEEVE, COVERING	1
16	XDOZZ	65713	47.016.183	. BUSHING	2
17	XDOZZ	65713	66.016.421	. SLEEVE, COVERING	1
18	XDOZZ	65713	47.016.182	. BUSHING	1
19	PAOZZ	15526	DIN1481-5X30	. PIN, SPRING	1
20	XDOZZ	65713	66.016.220	. BOLT, BEARING	1
21	XDOZZ	65713	66.016.420	. SHAFT, UNIV JOINT	1
22	PAOZZ	27737	NK22/16	BEARING, ROLLER, NEED	2

END OF FIGURE

2  
3 THRU 21

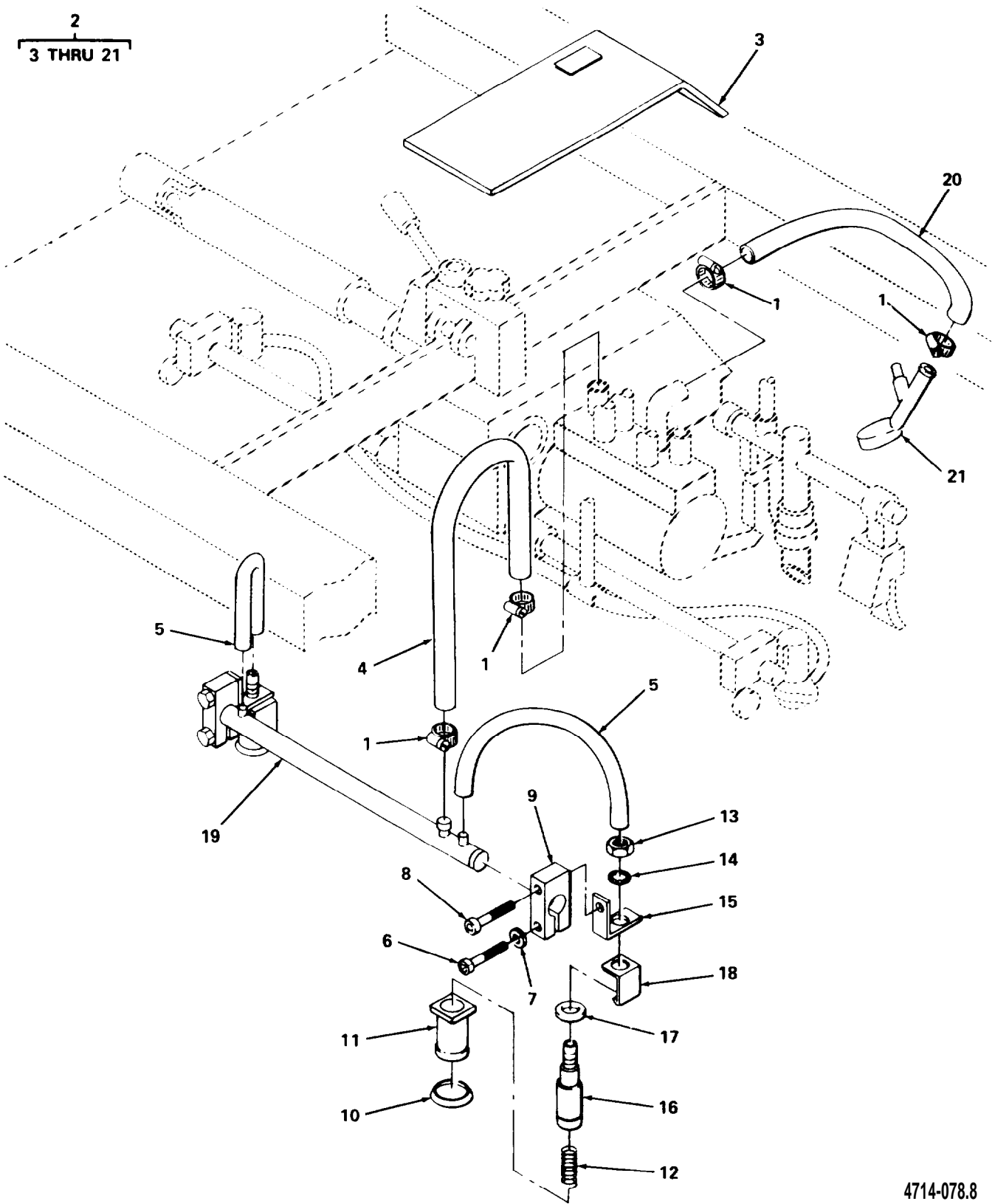


Figure 94. Lifting Sucker Assembly.

SECTION II			TM5-3610-286-20P-1			
(1)	(2)	(3)	(4)	(5)	(6)	
ITEM NO	SMR CODE	FSCM	PART NUMBER	DESCRIPTION AND USABLE ON CODES (UOC)	QTY	
GROUP 14 FEEDER GROUP						
FIG. 94 LIFTING SUCKER ASSEMBLY						
1	XDOZZ	65713	00.580.0122	CLAMP, HOSE	4	
2	XDODD	65713	66.028.000/KO1	HEAD, SUCTION, COMPLE	1	
3	XDOZZ	65713	66.028.117F	. PLATE, COVER	1	
4	PAOZZ	65713	66.028.313	. HOSE, AIR DUCT	1	
5	PAOZZ	65713	66.028.120	. HOSE, AIR DUCT	2	
6	XDOZZ	15526	DIN912M6X20	. SCREW, CAP, SOCKET HD	2	
7	XDOZZ	15526	DINSN260S10	. WASHER, SAFETY	2	
8	PAOZZ	15526	DIN912M6X25	. SCREW, CAP, SOCKET HD	2	
9	XDOZZ	65713	66.028.005F	. PIECE, CLAMPING	2	
10	PAOZZ	65713	66.028.401	. DISC, RUBBER SUCKER	2	
11	PAOZZ	65713	66.028.009	. CUP, SUCTION	2	
12	PAOZZ	65713	66.028.010	. SPRING, HELICAL, COMP	2	
13	XDOZZ	15526	DIN439BM10X1	. NUT, HEX	2	
14	XDOZZ	65713	00.540.0421	. WASHER, STAR	2	
15	XDOZZ	65713	66.028.007	. BRACKET, LIFTING	2	
16	XDOZZ	65713	66.028.008	. SPRING, GUIDE	2	
17	XDOZZ	15526	DIN125M6	. WASHER, FLAT	2	
18	XDOZZ	65713	66.028.006	. GUIDE, LIFTING	2	
19	XDOZZ	65713	66.028.011/KO1	. TUBE, LFT SUCKER	1	
20	PAOZZ	65713	66.028.314	. HOSE, AIR DUCT	1	
21	XDOZZ	65713	66.028.075F	. FOOT, GOVENOR	1	

END OF FIGURE

2  
3 THRU 20

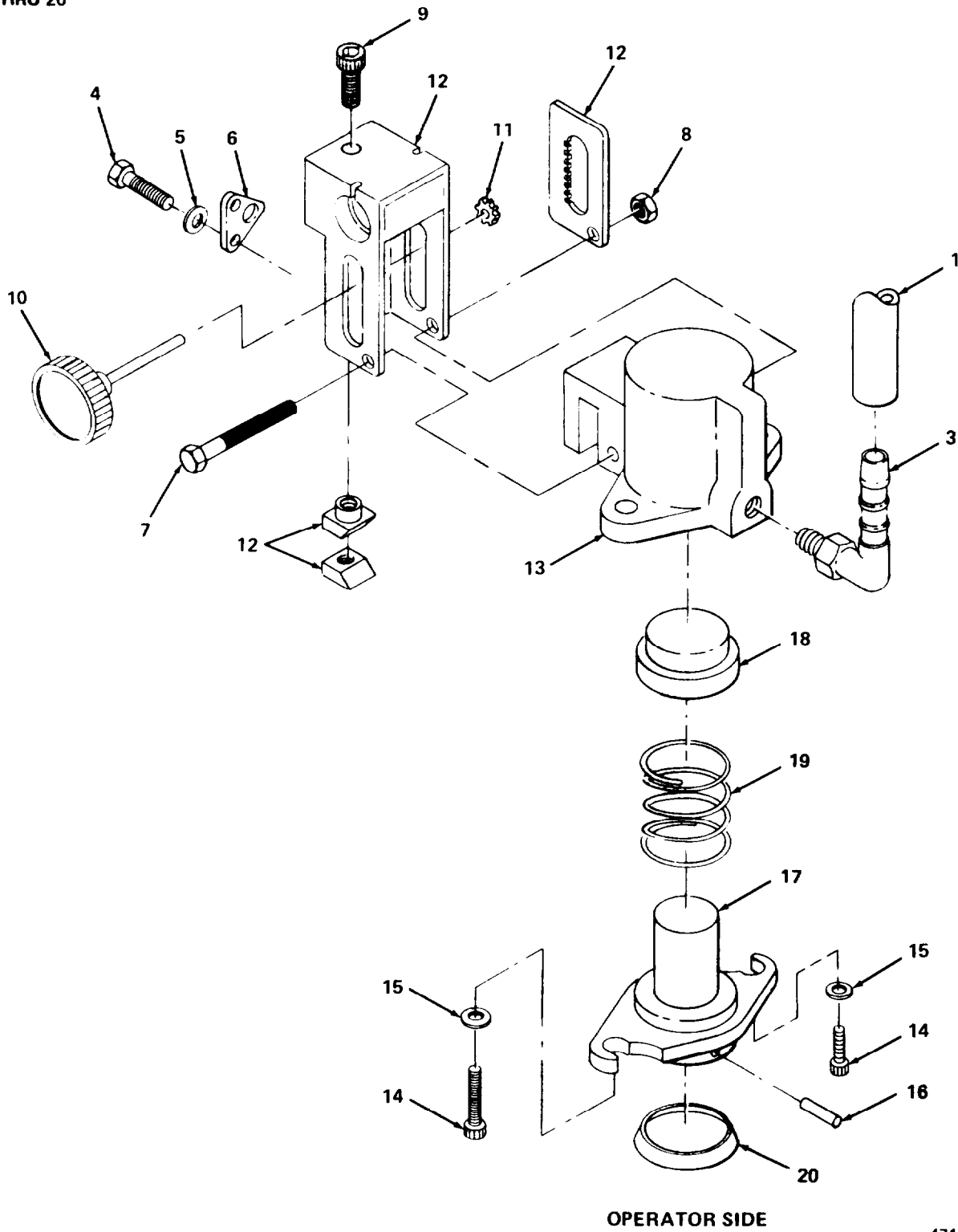


Figure 95. Forwarding Sucker and Bracket O/S.

## SECTION II

## TM5-3610-286-20P-1

(1) ITEM NO	(2) SMR CODE	(3) FSCM	(4) PART NUMBER	(5) DESCRIPTION AND USABLE ON CODES (UOC)	(6) QTY
GROUP 14 FEEDER GROUP					
FIG. 95 FORWARDING SUCKER AND BRACKET O/S					
1	XDOZZ	65713	66.028.122	HOSE, AIR DUCT	1
2	PA000	65713	66.028.046/01B	BRACKET, FORWARD SUC ASSY, OPERATOR SIDE	1
3	XDOZZ	65713	00.580.0302	. NOZZLE, HOSE	1
4	XDOZZ	15526	DIN912M4X6	. SCREW, CAP, SOCKET HD	2
5	XDOZZ	15526	DINSN260S4	. WASHER, SAFETY	2
6	XAOZZ	65713	66.028.055	. SPRING, RETAINER	1
7	XDOZZ	15526	DIN84M4X30	. SCREW, CHEESE HEAD	1
8	XDOZZ	15526	DIN934M4	. NUT, HEX	1
9	XDOZZ	15526	DIN912M6X16	. SCREW, CAP, SOCKET HD	1
10	XAOZZ	65713	66.028.051	. BOLT, KNURLED	1
11	XAOZZ	65713	66.028.126	. GEAR, PINION	1
12	XAOZZ	65713	66.028.046	. BRACKET	1
13	XDOZZ	65713	66.028.047	. CASING, FWD SUCKER	1
14	XDOZZ	15526	DIN912M6X12	. SCREW, CAP, SOCKET HD	2
15	XAOZZ	15526	DIN125M6	. WASHER, FLAT	2
16	PAOZZ	15526	DIN1-3X26	. PIN, TAPERED	2
17	XDOZZ	65713	66.028.049	. HEAD, FWD SUCKER	1
18	XAOZZ	65713	00.580.0292	. BUSHING, LUB FREE	1
19	PAOZZ	65713	66.028.053	. SPRING, HELICAL, COMP	1
20	PAOZZ	65713	66.028.401	DISC, RUBBER SUCKER SMALL (12/PG)	1
20	PAOZZ	65713	66.028.402	DISC, RUBBER SUCKER LARGE (12/PG)	1
20	PAOZZ	65713	66.028.403	DISC, PLASTIC SUCKER ;SMALL (12/PG).	1
20	PAOZZ	65713	66.028.404	DISC, PLASTIC SUCKER ;LARGE (12/PG).	1
20	PAOZZ	65713	66.028.405	CUP, SUCTION	10

END OF FIGURE

2  
3 THRU 20

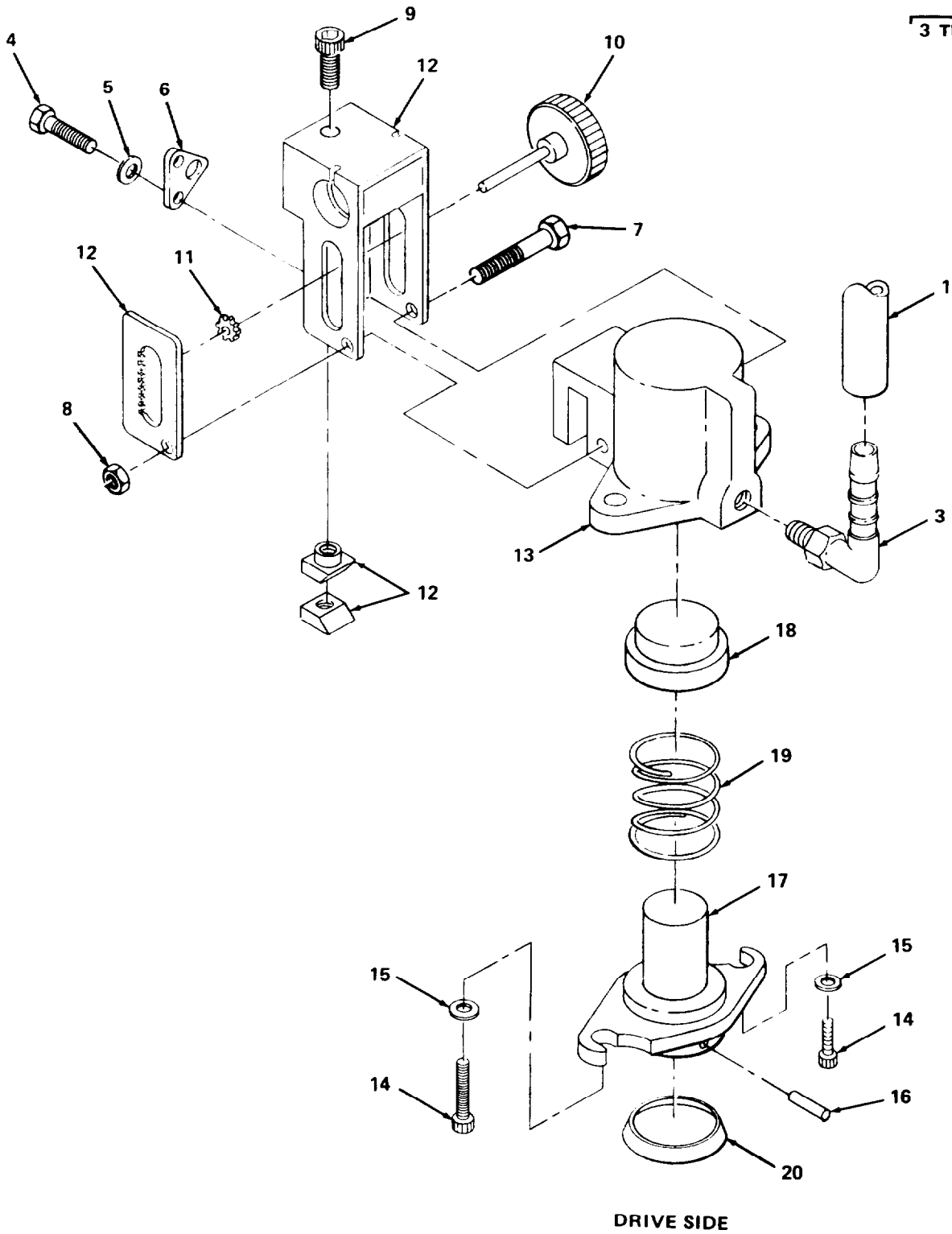


Figure 96. Forwarding Sucker and Bracket D/S.



## SECTION II

## TM5-3610-286-20P-1

(1) ITEM NO	(2) SMR CODE	(3) FSCM	(4) PART NUMBER	(5) DESCRIPTION AND USABLE ON CODES (UOC)	(6) QTY
				GROUP 14 FEEDER GROUP	
				FIG. 96 FORWARDING SUCKER AND BRACKET D/S	
1	PAOZZ	65713	66.028.122	HOSE, AIR DUCT	1
2	XDO00	65713	66.028.056/01B	BRACKET, SUCKER, FORW ASSY, DRIVE SIDE	1
3	XDOZZ	65713	00.580.0302	. NOZZLE, HOSE	1
4	XDOZZ	15526	DIN912M4X6	. SCREW, CAP, SOCKET HD	2
5	XDOZZ	15526	DINSN260S4	. WASHER, SAFETY	2
6	XDOZZ	65713	66.028.055	. SPRING, RETAINER	1
7	XDOZZ	15526	DIN84M4X30	. SCREW, CHEESE HEAD	1
8	XDOZZ	15526	DIN934M4	. NUT, HEX	1
9	XDOZZ	15526	DIN912M6X16	. SCREW, CAP, SOCKET HD	1
10	XAOZZ	65713	66.028.051	. BOLT, KNURLED	1
11	XAOZZ	65713	66.028.126	. GEAR, PINION	1
12	XAOZZ	65713	66.028.056	. BRACKET	1
13	XAOZZ	65713	66.028.047	. CASING, FWD SUCKER	1
14	XDOZZ	15526	DIN912M6X12	. SCREW, CAP, SOCKET HD	2
15	XDOZZ	15526	DIN125M6	. WASHER, FLAT	2
16	PAOZZ	15526	1-M3X60	. PIN, TAPERED, PLAIN	1
17	XDOZZ	65713	66.028.049	. HEAD, FWD SUCKER	1
18	XDOZZ	65713	00.580.0292	. BUSHING, LUB FREE	1
19	XDOZZ	65713	66.028.053	. SPRING, HELICAL, COMP	1
20	PAOZZ	65713	66.028.401	DISC, RUBBER SUCKER SMALL (12/PG)	1
20	PAOZZ	65713	66.028.402	DISC, RUBBER SUCKER LARGE (12/PG)	1
20	PAOZZ	65713	66.028.403	DISC, PLASTIC SUCKER ;SMALL (12/PG).	1
20	PAOZZ	65713	66.028.404	DISC, PLASTIC SUCKER ;LARGE (12/PG).	1
20	PAOZZ	65713	66.028.405	CUP, SUCTION	LO

END OF FIGURE

1  
2 THRU 5

8  
9 THRU 16

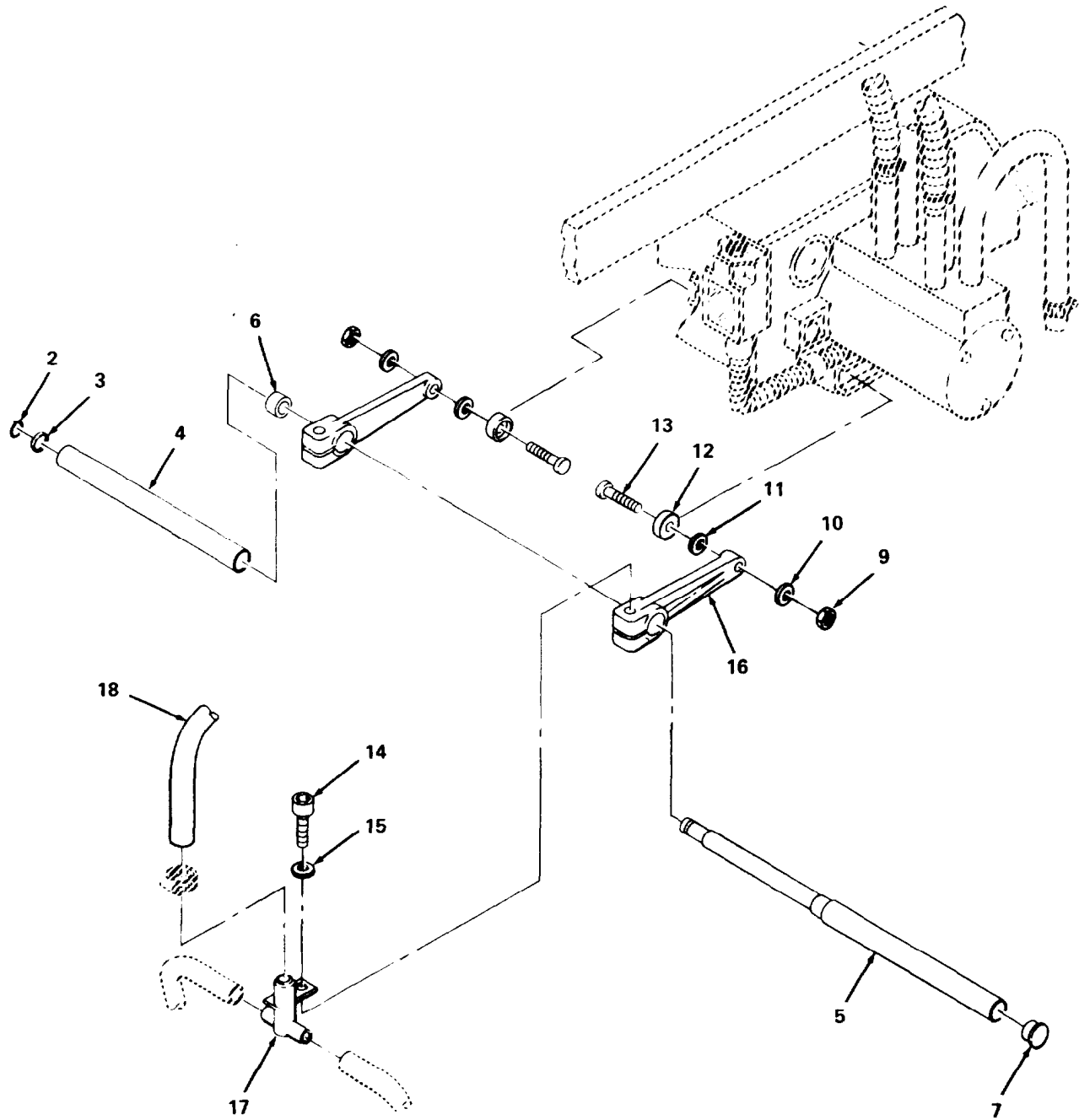


Figure 97. Sheet Forwarding Assembly.

SECTION II			TM5-3610-286-20P-1			
(1)	(2)	(3)	(4)	(5)	(6)	
ITEM NO	SMR CODE	FSCM	PART NUMBER	DESCRIPTION AND USABLE ON CODES (UOC)	QTY	
GROUP 14 FEEDER GROUP						
FIG. 97 SHEET FORWARDING ASSEMBLY						
1	XDOOO	65713	66.028.031F/K01	SHAFT COMPL, GUIDE	1	
2	PAOZZ	D8286	X0-8DIN471	. RING, RETAINING, EXT	1	
3	XDOZZ	15526	DIN988M8X14X1.2	.DISC, FITTED	1	
4	XDOZZ	65713	66.028.031F	. SHAFT, GUIDE	1	
5	XDOZZ	65713	66.028.033	. TUBE, SUCKER GUIDE	1	
6	XDOZZ	65713	00.580.0287	BUSHING, LUB FREE	2	
7	XDOZZ	65713	66.028.014	PLUG	2	
8	XD000	65713	66.028.034/K01	LEVER MECH	2	
9	XDOZZ	15526	DIN934M5	. NUT, HEX	2	
10	XDOZZ	15526	DINSN260S6	. WASHER, SAFETY	2	
11	XDOZZ	65713	66.028.045	. RING, SPACER	2	
12	PAOZZ	65713	DIN625 625-2Z	. BEARING, BALL, ANNULA	2	
13	XDOZZ	65713	66.028.035	. PIN, THREADED	2	
14	XDOZZ	15526	DIN912M6X25	. SCREW, CAP, SOCKET HD	2	
15	XDOZZ	15526	DINSN260S6	. WASHER, SAFETY	2	
16	XDOZZ	65713	66.028.034	. LEVER	2	
17	XDOZZ	65713	66.028.058F	DISTRIBUTION, AIR, PC	1	
18	PAOZZ	65713	66.028.121	HOSE, AIR DUCT	1	

END OF FIGURE

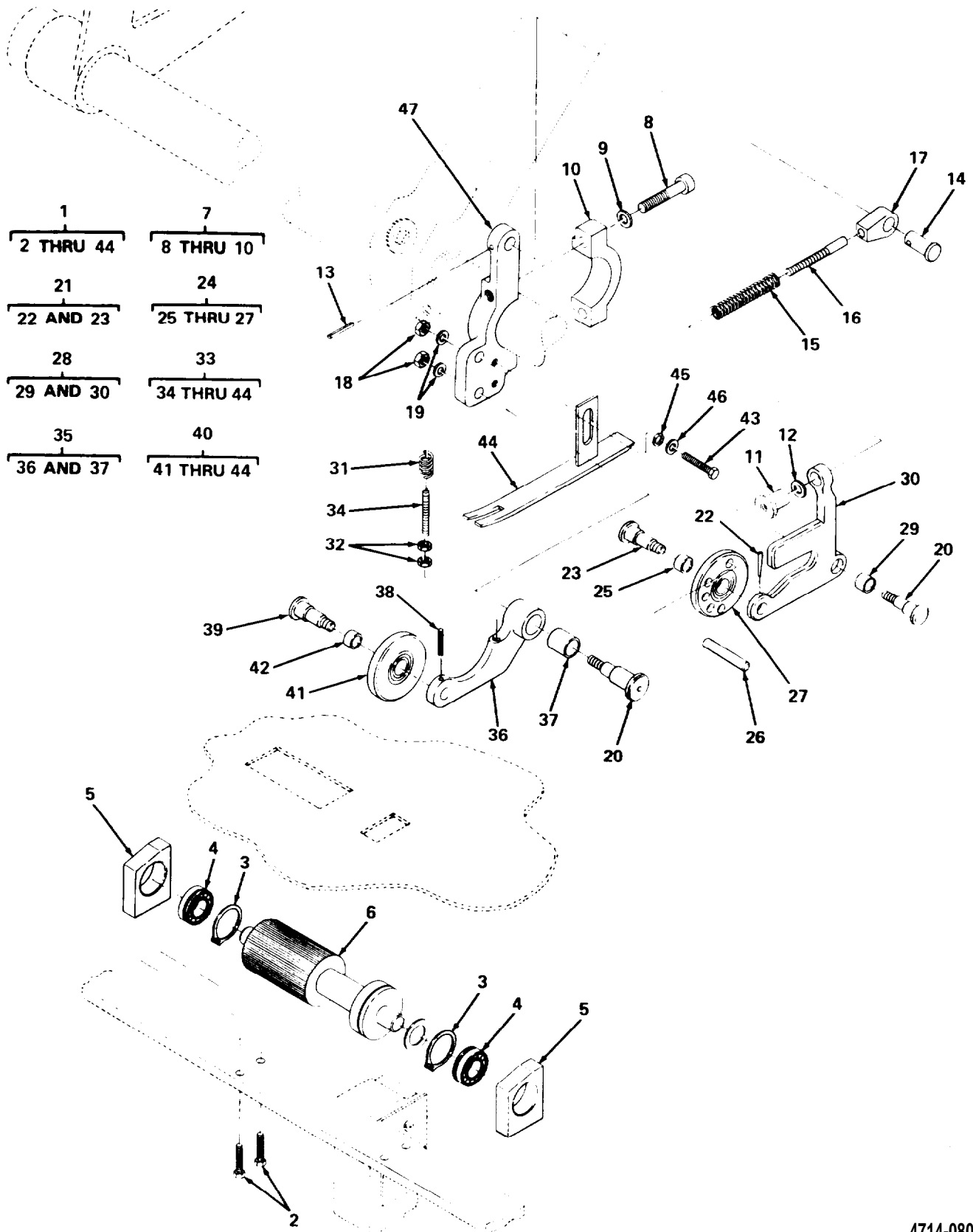


Figure 98. Double Sheet Detector.

SECTION II			TM5-3610-286-20P-1		
(1)	(2)	(3)	(4)	(5)	(6)
ITEM NO	SMR CODE	FSCM	PART NUMBER	DESCRIPTION AND USABLE ON CODES (UOC)	QTY
GROUP 14 FEEDER GROUP					
FIG. 98 DOUBLE SHEET DETECTOR					
1	PB000	65713	66.016.300/K01	DETECTOR, DOUBLE SHEET	1
2	XDOZZ	15526	DIN933N8X30	. SCREW, CAP, HEX HEAD	4
3	XDOZZ	65713	DIN5417SP30	. RING, LOCKING	2
4	PAOZZ	15526	DIN625-6200-2RSN	. BEARING, BALL, ANNULA	2
5	PAOZZ	65713	66.016.312	. BEARING, PRINTING PR	2
6	XDOZZ	65713	66.016.311	. ROLLER	1
7	XD000	65713	66.016.301/K01	. BEARING	1
8	XDOZZ	15526	DIN912M6X30	.. SCREW, CAP, SOCKET HD	2
9	XDOZZ	15526	DINSN260S8	.. WASHER, SAFETY	2
10	XDOZZ	65713	66.016.301	.. BEARING	1
11	XDOZZ	65713	66.016.308	SCREW, HEADLESS	1
12	XDOZZ	15526	DIN9021M8	. WASHER, FLAT, OVS	1
13	PAOZZ	15526	DIN1481M3X18	. PIN, SPRING	1
14	XDOZZ	65713	04.010.182	. PIN	1
15	PAOZZ	65713	04.012.036	. SPRING, HELICAL, COMP	1
16	XDOZZ	65713	66.016.310	. NUT, KNURLED	1
17	XDOZZ	65713	24.010.085	. HEAD, ROD	1
18	XDOZZ	15526	DIN980NM8	. NUT, HEX	2
19	XDOZZ	15526	DIN125M8.4	. WASHER, FLAT	2
20	XDOZZ	65713	66.016.314	. SCREW, SHOULDERED	2
21	XD000	65713	66.016.303/K02	. LEVER, CONTROL	1
22	XDOZZ	15526	1-M3X60	.. PIN, TAPERED, PRINTIN	1
23	XDOZZ	65713	66.016.307	.. PIN	1
24	XD000	65713	66.016.305/K01	.. ROLLER, CUTOUT	1
25	XDOZZ	15526	DIN625-6000-2Z	... BALL, BEARING	1
26	XDOZZ	65713	00.500.0619	... PIN, STRAIGHT	1
27	XDOZZ	65713	66.016.305	... ROLLER	1
28	XD000	65713	66.016.303/K01	.. LEVER, CONTROL	1
29	XDOZZ	65713	00.580.291	... BEARING, ROLLER, NEED	1
30	XDOZZ	65713	66.016.303	... LEVER, CONTROL	1
31	PAOZZ	65713	27.005.034	. SPRING, HELICAL COMP	1
32	XDOZZ	15526	DIN980NM6	. NUT, HEX	2
33	XD000	65713	66.016.304/K02	. LEVER, ROLLER	1
34	XDOZZ	65713	00.520.0696	.. SCREW, GRUB	1
35	XD000	65713	66.016.304/K01	.. LEVER, ROLLER	1
36	XDOZZ	65713	66.016.304	... LEVER, CAN	1
37	XDOZZ	15526	DIN1494 12B14X20	... BUSHING, LUB FREE	1
38	PAOZZ	15526	DIN1481M3X18	.. PIN, SPRING	1
39	XDOZZ	65713	66.016.307	.. PIN	1
40	XD000	65713	66.016.306/K01	.. ROLLER	1
41	XDOZZ	65713	66.016.306	... ROLLER	1
42	XDOZZ	65713	66.520.525	... BEARING	1
43	XDOZZ	15526	DIN84M4X30	.. SCREW, CAP, HEX HEAD	2
44	XDOZZ	65713	66.016.309	.. PLATE, GUIDE	1
45	XDOZZ	15526	DIN125M6.4	WASHER, FLAT	1
46	XDOZZ	15526	DINSN260S6	WASHER, SAFETY	1
47	XDOZZ	65713	66.016.302	PIECE, CLAMPING	1

END OF FIGURE

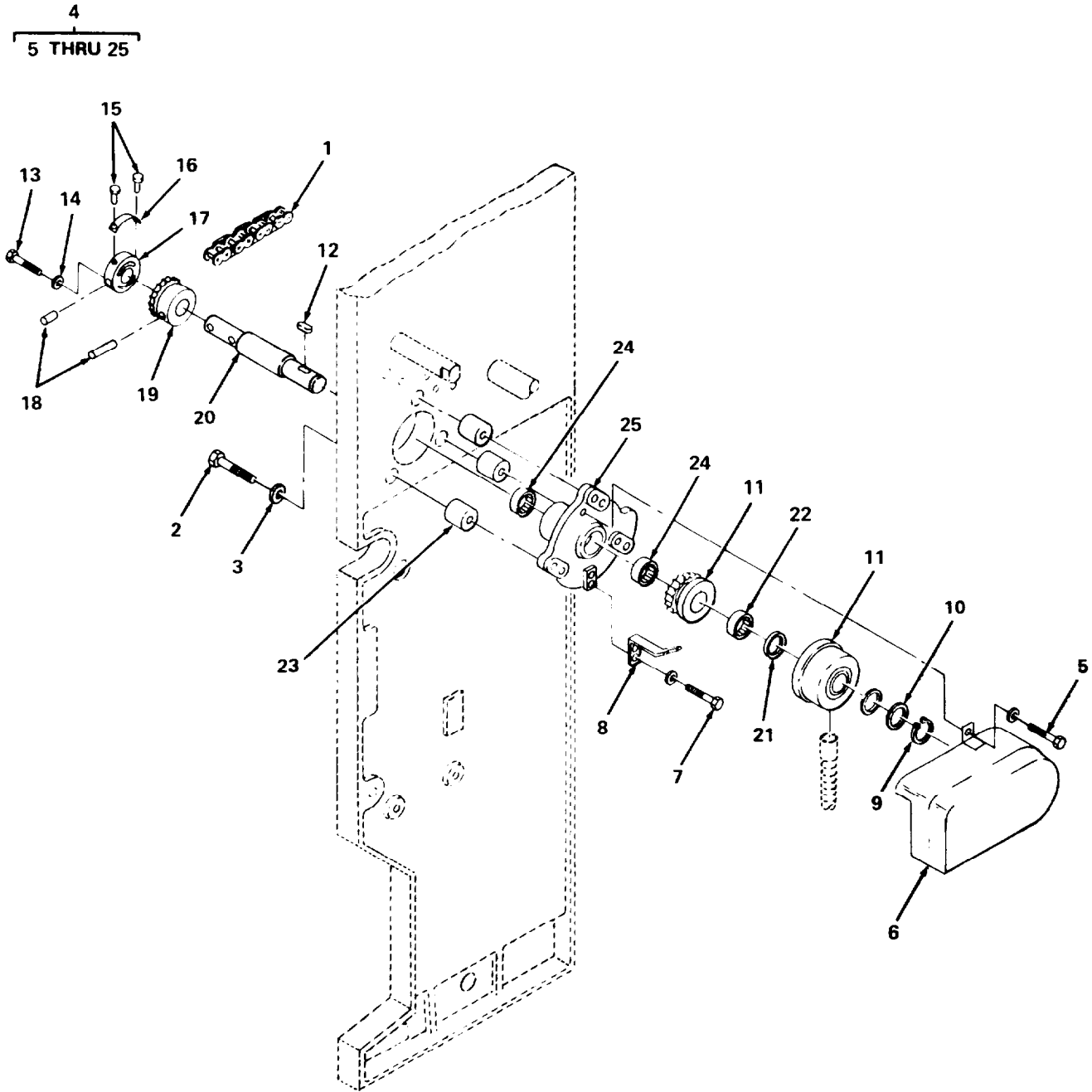


Figure 99. Magnetic Clutch Assembly.

SECTION II			TM5-3610-286-20P-1			
(1)	(2)	(3)	(4)	(5)	(6)	
ITEM	SMR	FSCM	PART			
NO	CODE		NUMBER	DESCRIPTION AND USABLE ON CODES (UOC)		QTY
GROUP 14 FEEDER GROUP						
FIG. 99 MAGNETIC CLUTCH ASSEMBLY						
1	XDOZZ	65713	00.540.0424		CHAIN, ROLLER	1
2	XDOZZ	15526	DIN931M10X100		SCREW, CAP, HEX HEAD	3
3	XDOZZ	65713	14.090.049		WASHER	3
4	PB000	65713	66.016.101/K02		CLUTCH ASSEMBLY, FRI	1
5	XDOZZ	15526	DIN912M6X12		. SCREW, CAP, SOCKET HD	1
6	XDOZZ	65713	66.016.120		. GUARD	1
7	XDOZZ	15526	DIN912M8X15		. SCREW, CAP, SOCKET HD	1
8	XDOZZ	65713	66.016.127		. PIECE, ANGLE	1
9	XDDZZ	15526	DIN471M26		. RING, RETAINING	1
10	XDOZZ	15526	DIN988M2X26		. WASHER, SHIN	V 1
11	XDOZZ	65713	66.109.131		. MAGNET, COUPLING FEEDER ON/OFF; S 2 1	1
12	PAOZZ	15526	DIN6885M8X7X30		. KEY, MACHINE	1
13	XDOZZ	15526	DIN933M8X25		. SCREW, CAP, HEX HEAD	2
14	XDOZZ	15526	DIN125B8		. WASHER, FLAT	2
15	XDOZZ	15526	DIN660M3X4		. RIVET	2
16	XDOZZ	65713	10.466.7500		. PLATE , INDICATOR	1
17	XDOZZ	65713	66.016.118		. DISC, ADJUSTING	1
18	PAOZZ	15526	DIN1481-5X50		. PIN, SPRING	2
19	XDOZZ	65713	76.016.106		. SPROCKET, CHAIN	1
20	XDOZZ	65713	66.016.102		. SHAFT, CLUTCH	1
21	XDOZZ	65713	00.520.1314		. DISC, FITTED	1
22	PAOZZ	27737	NK30/30		. BEARING, ROLLER, NEED	1
23	XDOZZ	65713	00.250.0075		. PIECE, CONNECTING	3
24	PAOZZ	65713	00.550.0042		. BEARING, ROLLER, NEED	2
25	XDOZZ	65713	66.016.101		. PLATE, FASTENING	1

END OF FIGURE

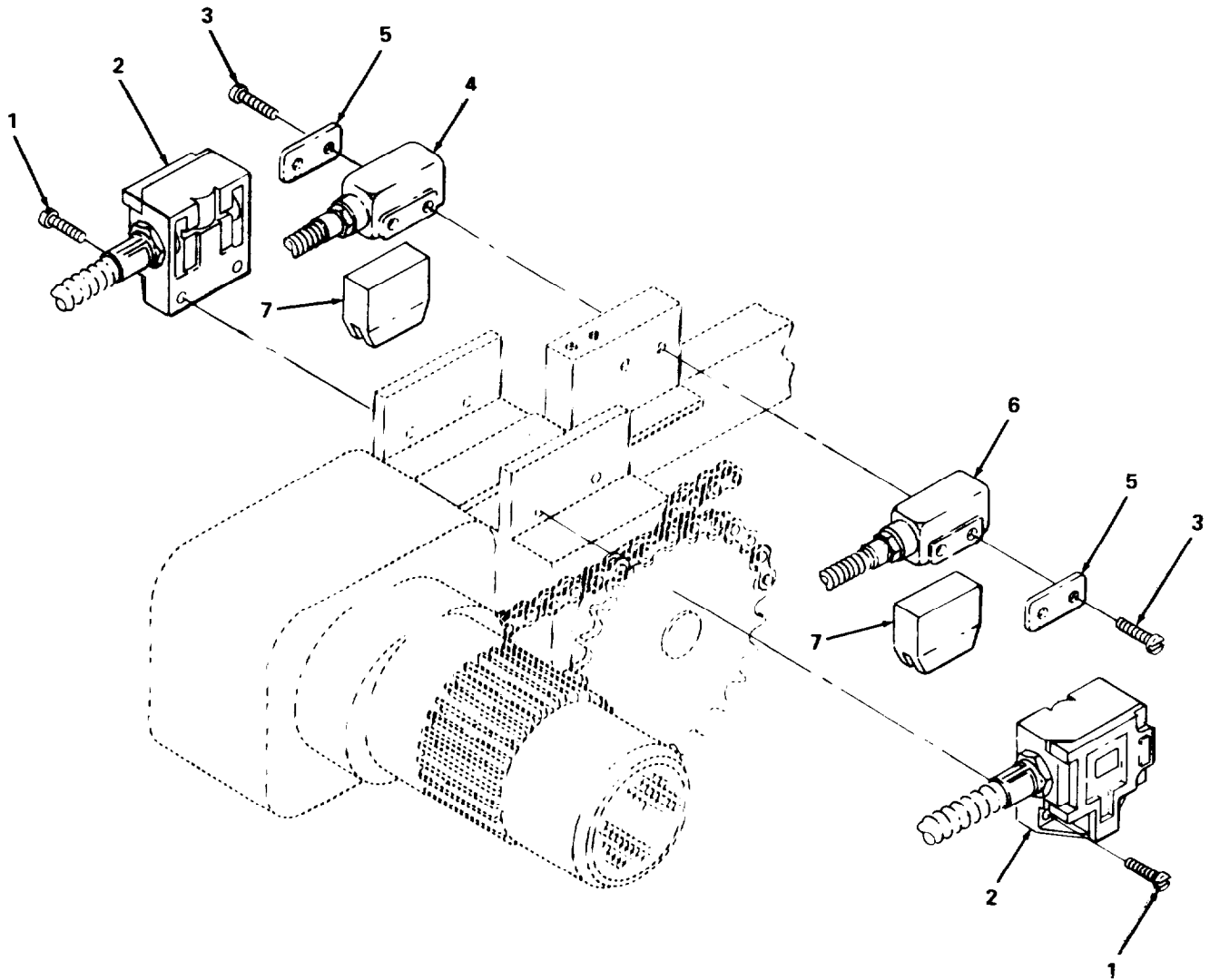


Figure 100. Pile Lift Motor Control Switches.

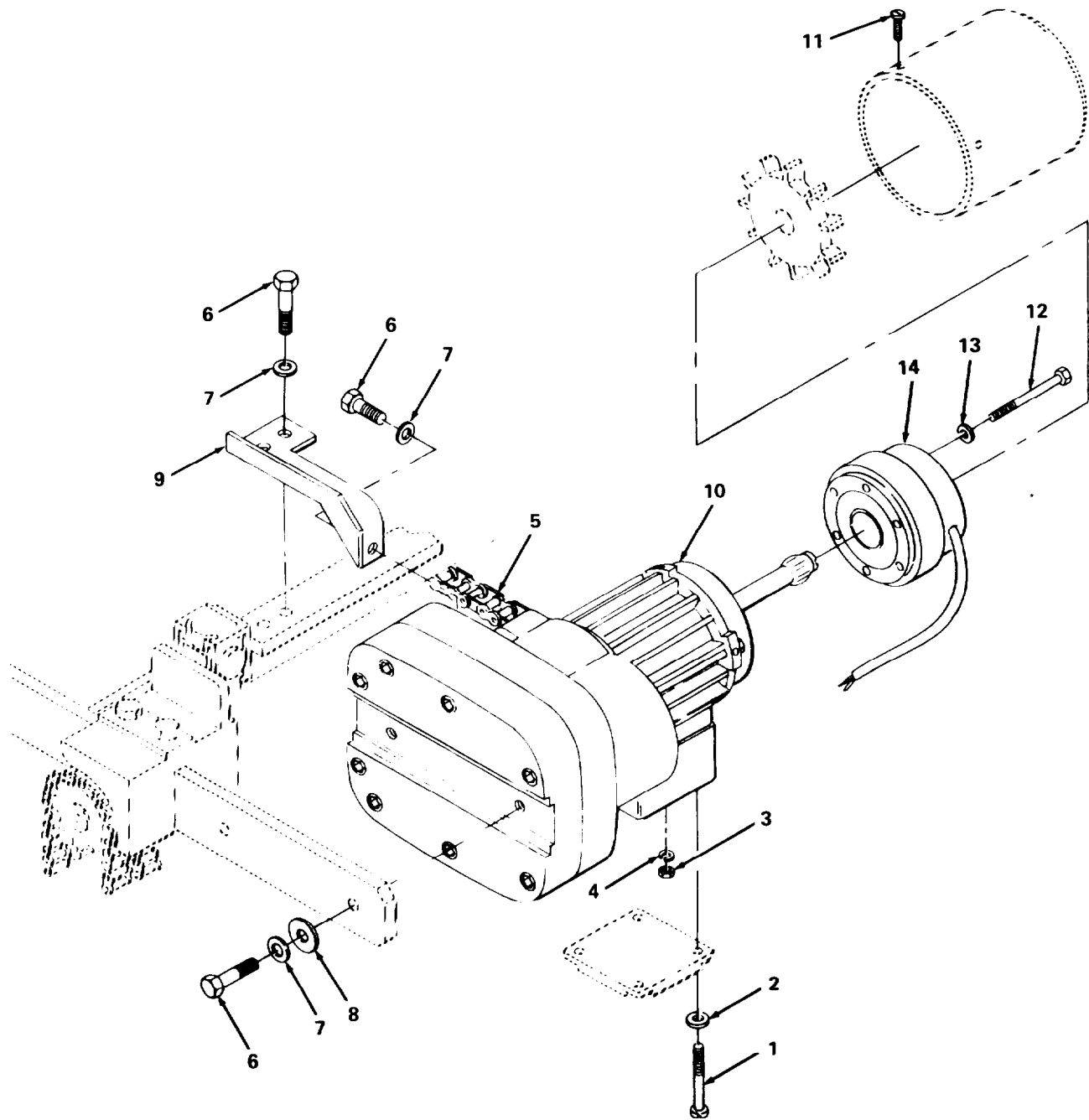


## SECTION II

TM5-3610-286-20P-1

(1) ITEM NO	(2) SMR CODE	(3) FSCN	(4) PART NUMBER	(5) DESCRIPTION AND USABLE ON CODES (UOC)	(6) QTY
				GROUP 14 FEEDER GROUP	
				FIG, 100 PILE LIFT MOTOR CONTROL SWITCHES	
1	XDOZZ	15526	DIN84M4X20	SCREW, CHEESE HEAD	4
2	PBOZZ	65713	00.780.0185	SWITCH, TOGGLE	2
3	XDOZZ	15526	DIN84M4X25	SCREW, CHEESE HEAD	4
4	PBOZZ	65713	00.780.0279	SWITCH, SENSITIVE	1
5	XDOZZ	65713	66.028.130	FRAME, DRAWER	2
6	PBOZZ	65713	00.780.0279	SWITCH, SENSITIVE	1
7	XDOZZ	65713	00.780.0286	CASING, MICRO SWITCH	2

END OF FIGURE



4714-083.1

Figure 101. Main Pile Lift Motor.

SECTION II			TM5-3610-286-20P-1		
(1)	(2)	(3)	(4)	(5)	(6)
ITEM NO	SMR CODE	FSCM	PART NUMBER	DESCRIPTION AND USABLE ON CODES (UOC)	QTY
				GROUP 14 FEEDER GROUP	
				FIG. 101 MAIN PILE LIFT MOTOR	
1	XDOZZ	15526	DIN84M4X50	SCREW, CHEESE HD	4
2	XDOZZ	15526	DIN125M4	WASHER	4
3	XDOZZ	15526	DIN934M4	NUT, HEX HD	5
4	XDOZZ	15526	DIN125M4	WASHER, FLAT	10
5	PBOZZ	65713	66.017.128	CHAIN, BLOCK	1
6	XDOZZ	15526	DIN933M10X35	SCREW, CAP, HEX HEAD	4
7	XDOZZ	15526	DIN125M10	WASHER, FLAT	4
8	XDOZZ	15526	DINSN260S7	WASHER, SAFETY	2
9	XDOZZ	65713	66.017.183	BRACKET, MOT SPRT	1
10	XDODD	65713	66.105.682	MOTOR, AUX PILE 230V, 60HZ; M4	1
11	XDOZZ	15526	DIN84M4X48	. SCREW, CHEESE HEAD	3
12	XDOZZ	15526	DIN912M6X65	. SCREW, CAP, SOCKET HD	3
13	XDOZZ	15526	DIN125M6	. WASHER, FLAT	3
14	PBOZZ	65713	66.109.131/K01	. CLUTCH, MAGNETIC	1

END OF FIGURE

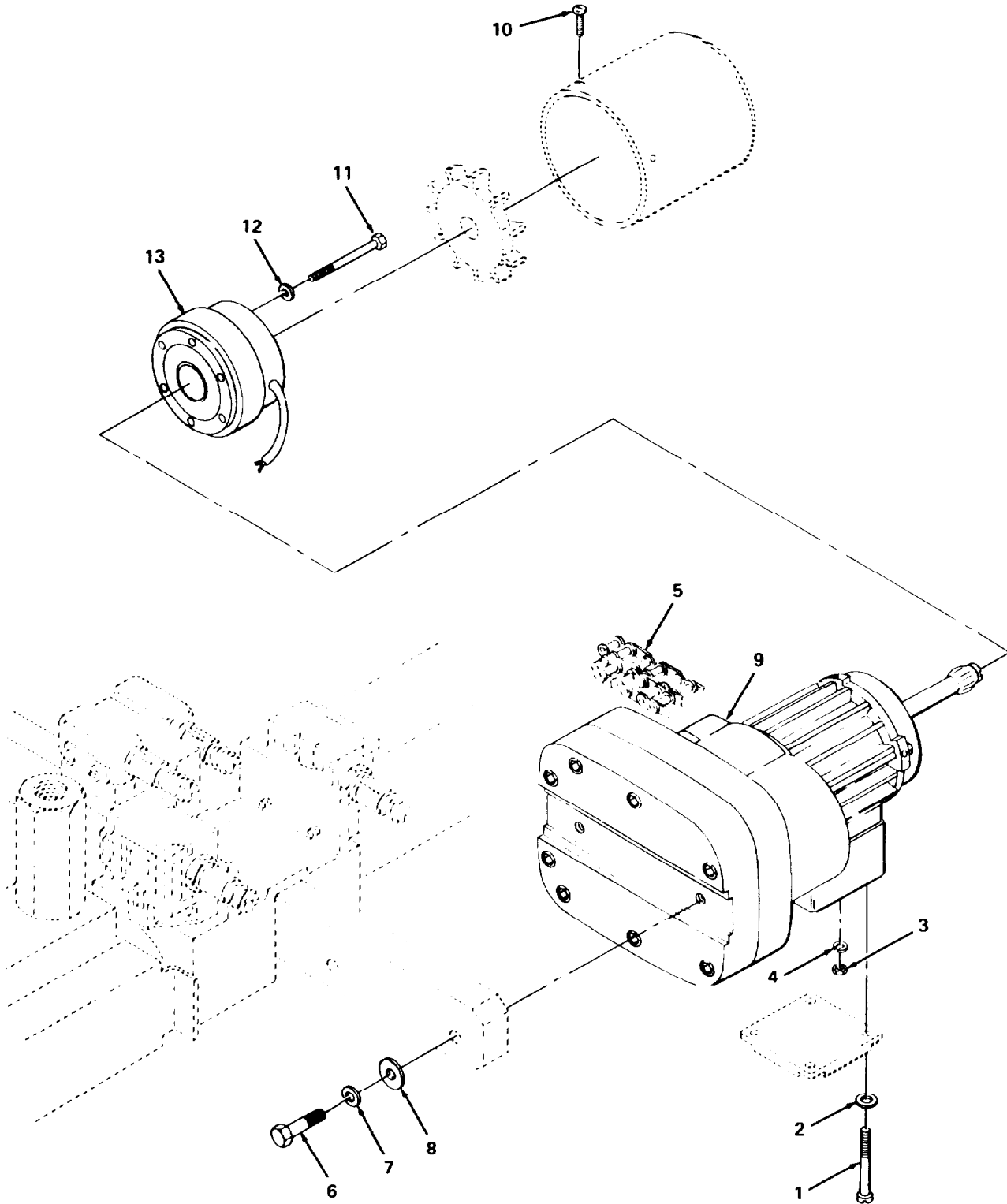


Figure 102. Auxiliary Pile Lift Motor.

## SECTION II

## TM5-3610-286-20P-1

(1) ITEM NO	(2) SMR CODE	(3) FSCM	(4) PART NUMBER	(5) DESCRIPTION AND USABLE ON CODES(UOC)	(6) QTY
				GROUP 14 FEEDER GROUP	
				FIG. 102 AUXILIARY PILE LIFT MOTOR	
1	XDOZZ	15526	DIN84M4X50	SCREW, CHEESE HEAD	4
2	XDOZZ	15526	DIN125M4	WASHER	4
3	XDOZZ	15526	DIN934M4	NUT, HEX..	5
4	XDOZZ	15526	DIN125M4	WASHER, FLAT	10
5	XDOZZ	65713	41.017.124	CHAIN, DRIVE	1
6	XDOZZ	15526	DIN933M10X35	SCREW, CAP, HEX HEAD	2
7	XDOZZ	15526	DIN125M10	WASHER, FLAT	2
8	XDOZZ	15526	DIN9021M10	WASHER, FLAT, OVS	2
9	XDODD	65713	66.105.682	MOTOR, PILE LIFT 230V, 60HZ; M5	1
10	XDOZZ	15526	DIN84M4X10	. SCREW, CHEESE HEAD	1
11	XDOZZ	15526	DIN912M6X65	. SCREW, CAP, SOCKET HD	3
12	XDOZZ	15526	DINRIBS6	. WASHER, RIBBED	3
13	XDOZZ	65713	66.109.131/K01	. CLUTCH, MAGNETIC	1

END OF FIGURE

SECTION II

TM 5-3610-286-20P

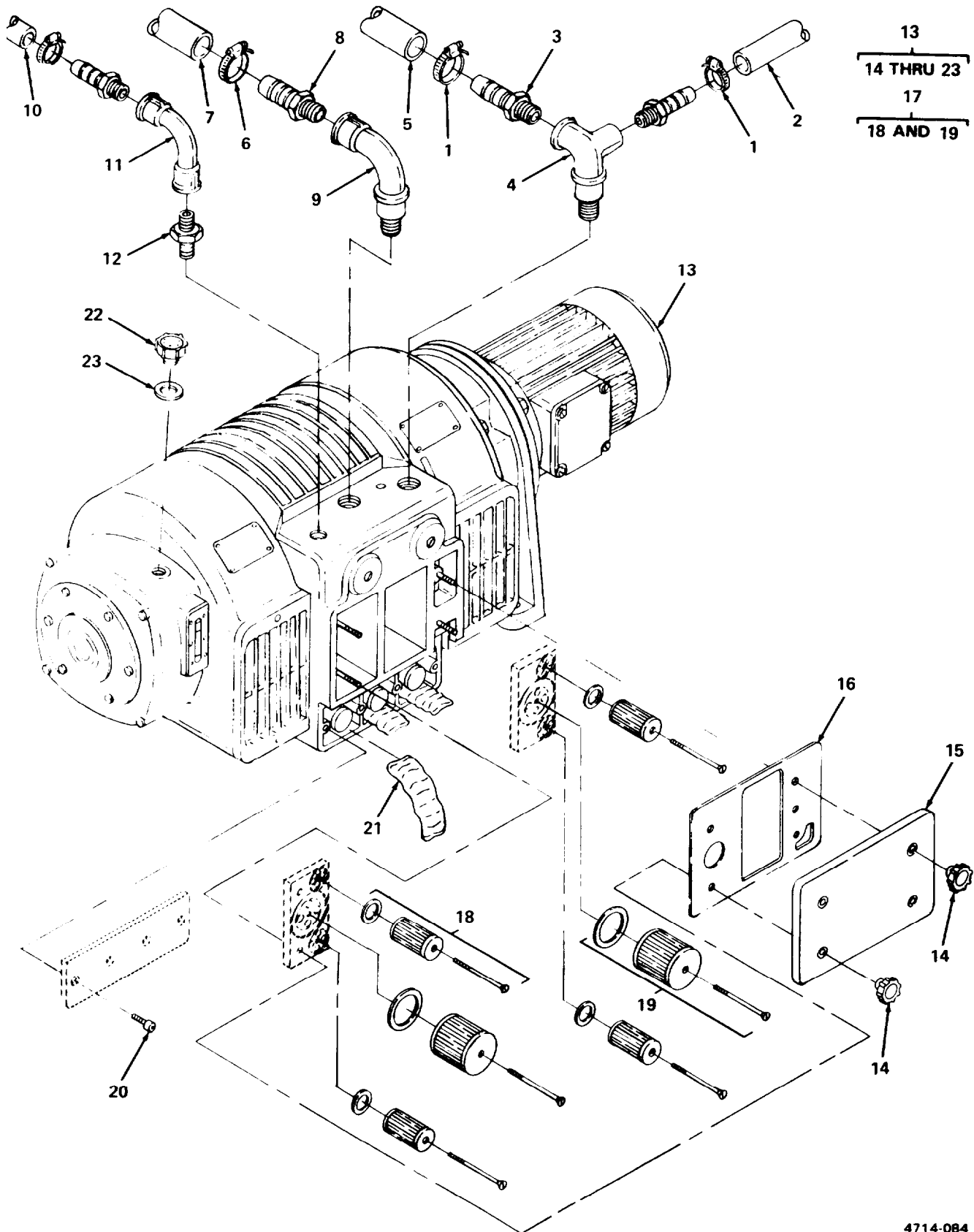


Figure 103. Compressor.

4714-084

## SECTION II

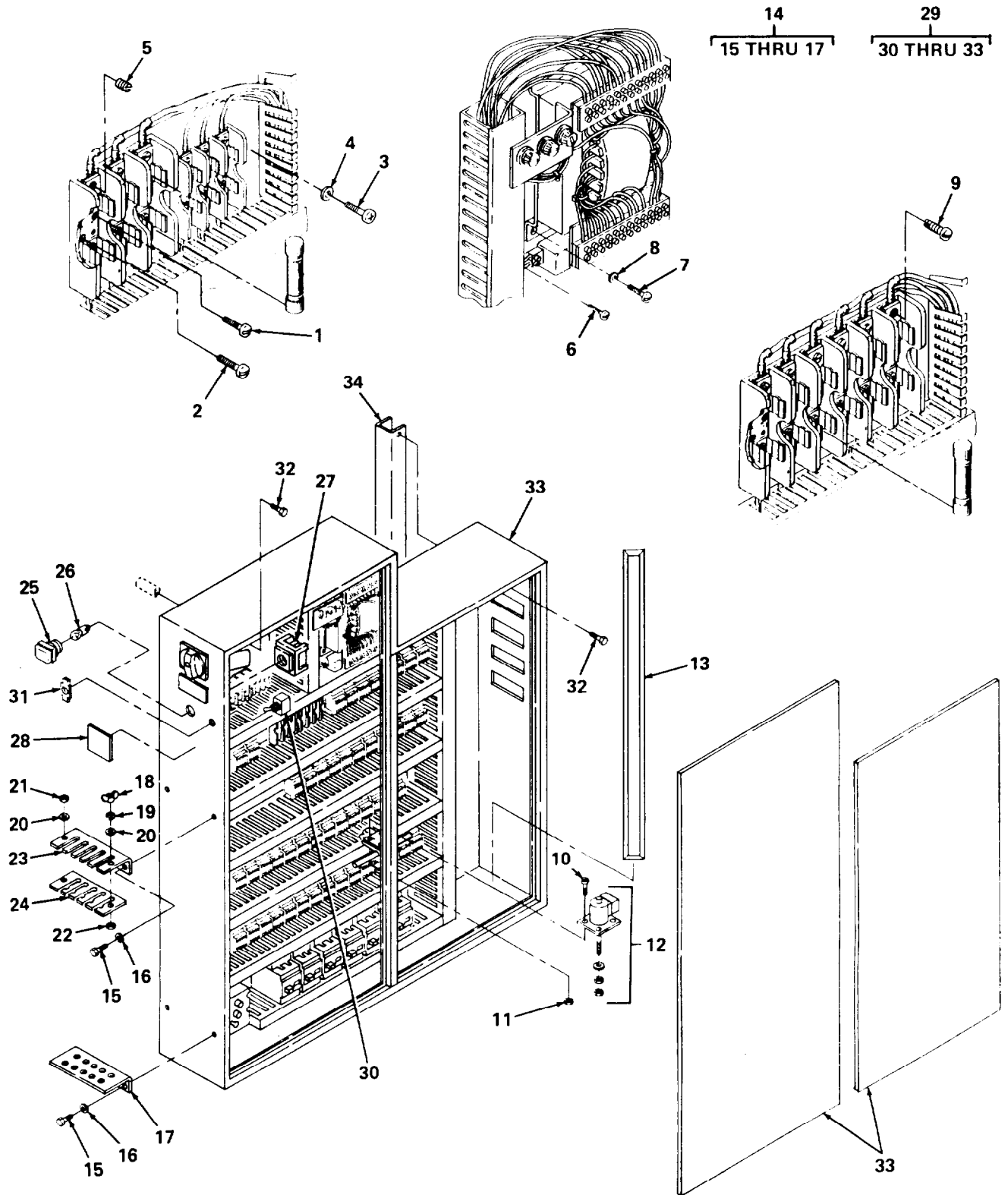
## TM5-3610-286-20P-1

(1) ITEM NO	(2) SMR CODE	(3) FSCM	(4) PART NUMBER	(5) DESCRIPTION AND USABLE ON CODES (UOC)	(6) QTY
				GROUP 15 COMPRESSOR	
				FIG. 103 COMPRESSOR	
1	XDOZZ	65713	00.530.0490	CLAMP, HOSE	2
2	XDOZZ	65713	66.068.028	HOSE, AIR DUCT	1
3	XDOZZ	65713	66.068.019	NIPPLE, HOSE	1
4	XDOZZ	65713	00.530.0088	NIPPLE, TWIN	1
5	PAOZZ	65713	66.068.031	HOSE, AIR DUCT	1
6	XDOZZ	65713	00.530.0489	CLAMP, HOSE	2
7	PAOZZ	65713	66.068.035	HOSE, AIR DUCT	1
8	XDOZZ	65713	66.068.018	NIPPLE, HOSE	2
9	XDOZZ	65713	00.530.0107	GUIDE PIECE, CURVED	1
10	XDOZZ	65713	99.068.002	HOSE	1
11	XDOZZ	65713	00.530.0317	PIECE, ANGLE	1
12	XDOZZ	65713	00.530.0410	REDUCER	1
13	XDODD	65713	66.102.135	COMPRESSOR MODEL DCL 60 DV (OIL TYPE) OR MODEL TR 60 DVV (OIL-LESS TYPE)	1
14	XDOZZ	65713	00.780.0759	. KNOB, PLASTIC	6
15	XDOZZ	65713	00.780.1623	. FACE PLATE	1
16	PAOZZ	65713	00.780.1545	. GASKET	1
17	PA000	65713	00.780.1541	. FILTER ASSEMBLY, COM	1
18	PAOZZ	65713	00.780.0092	.. FILTER ELEMENT, AIR SMALL DIAMETER; USED ON OIL-TYPE COMPRESSOR MODEL DCL 60 DV	4
18	PAOZZ	65713	00.780.1567	.. FILTER ELEMENT, INTA LARGE DIAMETER; USED ON OIL-LESS COMPRESSOR MODEL TR 60 DVV	2
19	PAOZZ	65713	00.780.0091	.. FILTER ELEMENT, AIR LARGE DIAMETER; USED ON OIL TYPE COMPRESSOR MODEL DCL 60 DV	2
19	PAOZZ	65713	00.591.0048	.. FILTER ELEMENT, INTA SMALL DIAMETER; USED ON OIL-LESS COMPRESSOR MODEL TR 60 DVV	1
20	XDOZZ	15526	DIN933M6X20	. SCREW, CAP, HEX HEAD	1
21	PAOZZ	65713	00.780.1185	. FILTER, ELEMENT, FLUI D; USED ON OIL-TYPE COMPRESSOR MODEL DCL 60 DV.	3
21	PAOZZ	65713	00.591.0055	. FILTER ELEMENT, FLUI D; USED ON OIL-LESS COMPRESSOR MODEL TR 60 DVV.	1
22	XDOZZ	65713	00.780.1243	. PLUG W/GASKET	1
23	PAOZZ	65713	00.780.1406	. GASKET	1

END OF FIGURE

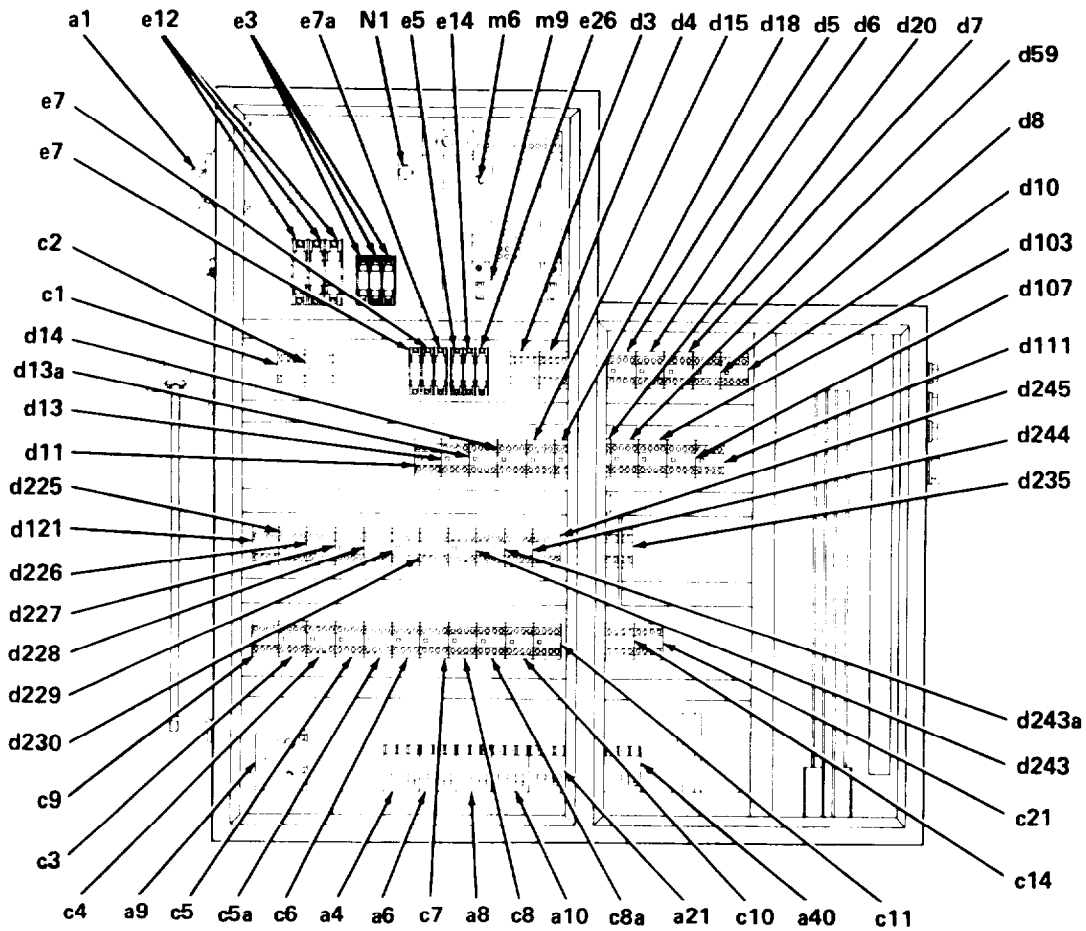






4714-085.1

Figure 104. Main Control Box (Sheet 1 of 2).



REF DES	ITEM NO.	REF DES	ITEM NO.	REF DES	ITEM NO.	REF DES	ITEM NO.
a1	35	c8	41	d13a	42	d235	44
a4	36	c8a	41	d14	43	d243	44
a6	37	c9	39	d15	44	d243a	44
a8	37	c10	41	d18	45	d244	45
a9	38	c11	41	d20	44	d245	45
a10	52	c14	41	d59	44	e3	46
a21	53	c21	41	d103	44	e5	46
a40	37	d3	42	d107	42	e7	47
c1	39	d4	42	d111	45	e7a	46
c2	39	d5	43	d121	45	e12	48
c3	40	d6	42	d225	44	e14	46
c4	40	d7	43	d226	44	e26	47
c5	41	d8	44	d227	44	m6	49
c5a	41	d10	45	d228	44	m9	50
c6	41	d11	44	d229	44	N1	51
c7	41	d13	42	d230	44		

Figure 104. Main Control Box (Sheet 2 of 2).

SECTION II			TM5-3610-286-20P-1		(5)	(6)
(1) ITEM NO	(2) SMR CODE	(3) FSCM	(4) PART NUMBER	DESCRIPTION AND USABLE ON CODES(UOC)	GROUP 16 ELECTRICAL GROUP	QTY
FIG. 104 MAIN CONTROL BOX						
1	XDOZZ	15526	DIN7985M2X10	SCREW, FILLISTER		18
2	XDOZZ	15526	DIN85M5X8	SCREW, PAN HEAD		18
3	XDOZZ	15526	DIN1023M4X14	SCREW, PAN HEAD		6
4	XDOZZ	15526	DIN125M4	WASHER,FLAT		6
5	XDOZZ	15526	DIN551M10X10	SETSCREW		6
6	XDOZZ	15526	DIN7985M5X12	SCREW,FILLISTER		2
7	XDOZZ	15526	DIN7985M6X12	SCREW, FILLISTER		4
8	XDOZZ	15526	DIN125M6	WASHER, FLAT		4
9	XDOZZ	15526	DIN1023M4X10	SCREW, TAPPING		6
10	XDOZZ	15526	DIN85M4X20	SCREW, PAN HEAD		4
11	XDOZZ	15526	DIN125M4	NUT,HEX		4
12	XDOZZ	65713	HAHNGL45A2/27	MAGNET		1
13	XDOZZ	65713	00.780.0028	BAR, CLAMPING		1
14	XDOOO	97403	13226E7910	ROD HLDR/CNTL BX		1
15	XDOZZ	96906	MS90725-3	. SCREW,CAP,HEXAGON H HEAD		2
16	XDOZZ	96906	MS35338-44	. WASHER,LOCK		2
17	XDOZZ	97403	13226E7837	. ROD HOLDER,LOWER		1
18	XDOZZ	96906	MS35425-70	.NUT, PLAIN WING		1
19	XDOZZ	96906	MS35338-44	.WASHER,LOCK		1
20	XDOZZ	96906	MS27183-9	.WASHER,FLAT		2
21	XDOZZ	96906	MS35649-2252	.NUT,PLAIN,HEXAGON		1
22	XDOZZ	96906	MS27130-532	.NUT, BLIND RIVET		1
23	XDOZZ	97403	13226E7847	. BRACKET, ROD HOLDER		1
24	XDOZZ	97403	13226E7848	PLATE, ROD LOCKING		1
25	XDOZZ	65713	00.780.1337	.LAMP,SIGNAL		1
26	XDOZZ	65713	00.780.1868	SOCKET		1
27	PBOZZ	65713	00.780.1475	LAMP,ELECTROLUMINES		1
28	XDOZZ	97403	13227E5720	DECAL, HI VOLT		1
29	XDOZZ	97403	13227E5691	BOX ASSY,CONTROL		1
30	XDOZZ	96906	MS27735-22	. SWITCH,TOGGLE		1
31	XDOZZ	96906	MS27735-508	. PLATE, ON/OFF		1
32	XDOZZ	15526	DIN933M10X20	.SCREW,CAP,HEX HEAD		2
33	XDOZZ	65713	66.107....1	. BOX, CONTROL		1
34	XDOZZ	65713	66.017.149	BAR, FIXING		1
35	PBOZZ	65713	00.780.1493	SWITCH,MAIN,A1 MAIN; A1		1
36	PBOZZ	65713	00.780.0707	SWITCH,MOTOR PROTECTION		1
37	PBOZZ	65713	00.780.0711	SWITCH,MOTOR PROTECTION		1
38	PBOZZ	65713	00.780.0712	SWITCH,MOTOR PROTECTION		1
39	PBOZZ	65713	00.780.2345	CONTACTOR,MAGNETIC C1, C2, C9		1
40	PBOZZ	65713	00.780.2349	CONTACTOR,MAGNETIC REPLACE BOTH C3 AND C4 AS A SET		1
41	XDDZZ	65713	76.491.001	PAN, OIL DRIP		1
42	PBOZZ	65713	00.780.2304	CIRCUIT BREAKER		1
43	PBOZZ	65713	00.780.2306	CIRCUIT BREAKER		1
44	PBOZZ	65713	00.780.2300	CIRCUIT BREAKER D8,D11,D15,D20, D59,D103,D225,D226,D227,D228,D229, D230,D243, D243A&D300		1
45	PBOZZ	65713	00.780.2298	CIRCUIT BREAKER		1

**SECTION II****TM5-3610-286-20P-1**

(1) ITEM NO	(2) SMR CODE	(3) FSCM	(4) PART NUMBER	(5) DESCRIPTION AND USABLE ON CODES(UOC)	(6) QTY
46	PAOZZ	65713	00.780.1999	FUSE,CARTRIDGE	2
47	PAOZZ	65713	00.780.2000	FUSE,CARTRIDGE	1
48	PAOZZ	65713	00.780.1997	FUSE,CARTRIDGE	1
49	PBOZZ	65713	00.780.1948	TRANSFORMER,CURRENT	1
50	XDOZZ	65713	00.780.0516	BALLAST, INDUCTIVE	1
51	PBOZZ	65713	00.780.1976	RECTIFIER,METALLIC	1
52	PBOZZ	65713	00.780.0713	SWITCH,MOTOR PROTECTION	1
53	PBOZZ	65713	00.780.2113	SWITCH,MOTOR PROTECTION	1

END OF FIGURE



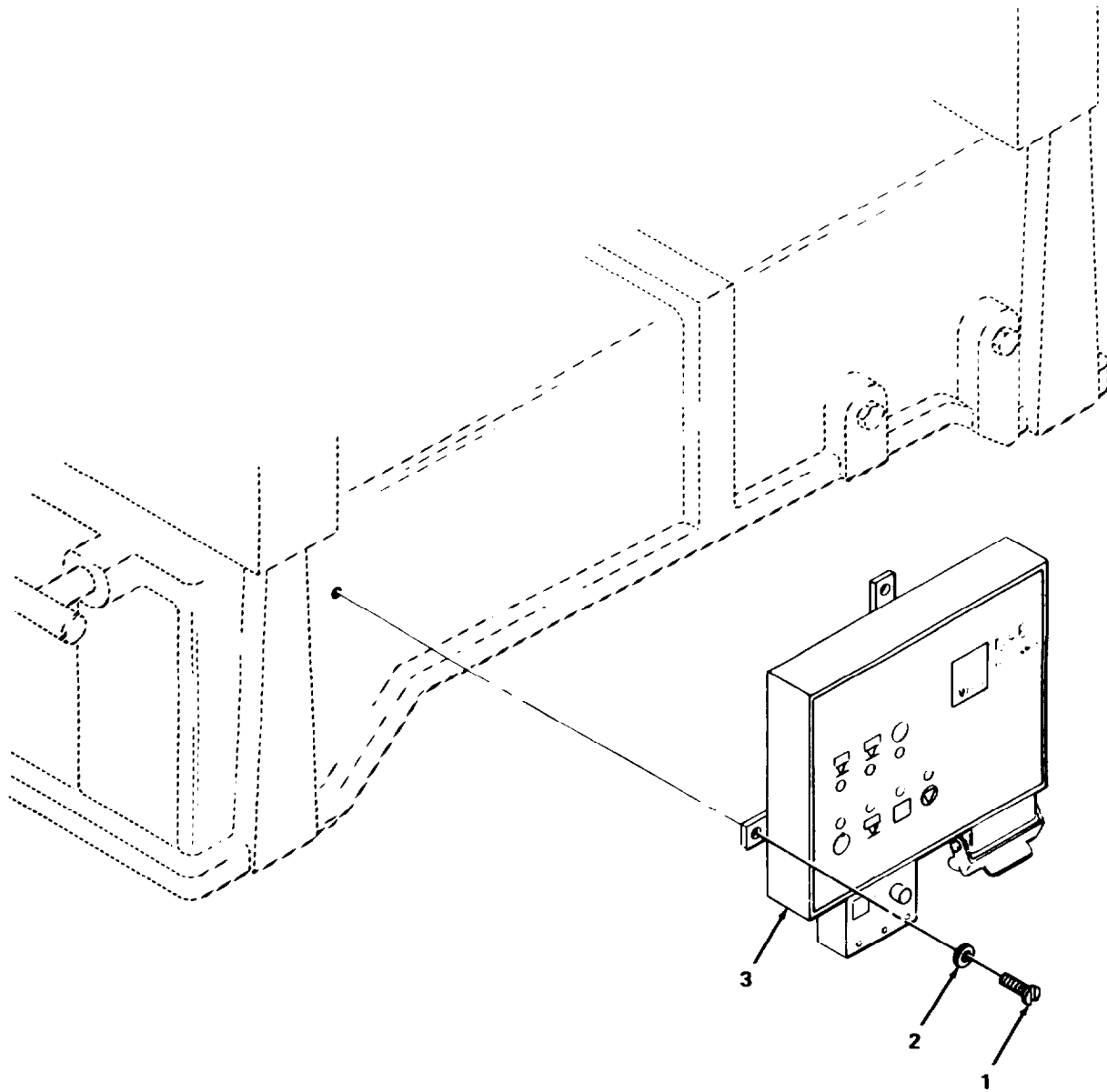


Figure 105. Electronic Control Box.

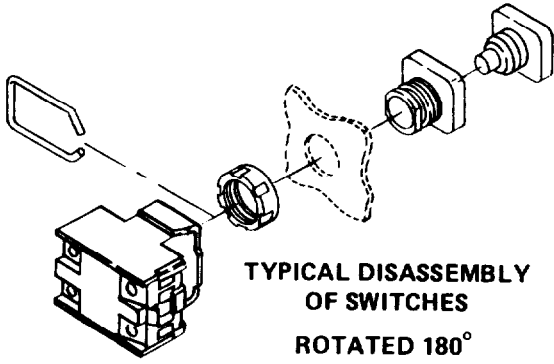
**SECTION II****TM5-3610-286-20P-1**

(1) ITEM NO	(2) SMR CODE	(3) FSCM	(4) PART NUMBER	(5) DESCRIPTION AND USABLE ON CODES(UOC)	(6) QTY
				GROUP 16 ELECTRICAL GROUP	
				FIG. 105 ELECTRONIC CONTROL BOX	
1	XDOZZ	15526	DIN85M4X10	SCREW, PAN HEAD	4
2	XDOZZ	15526	DIN125M4	WASHER,FLAT	4
3	XDDZZ	65713	2046.607	STOP, LH	1

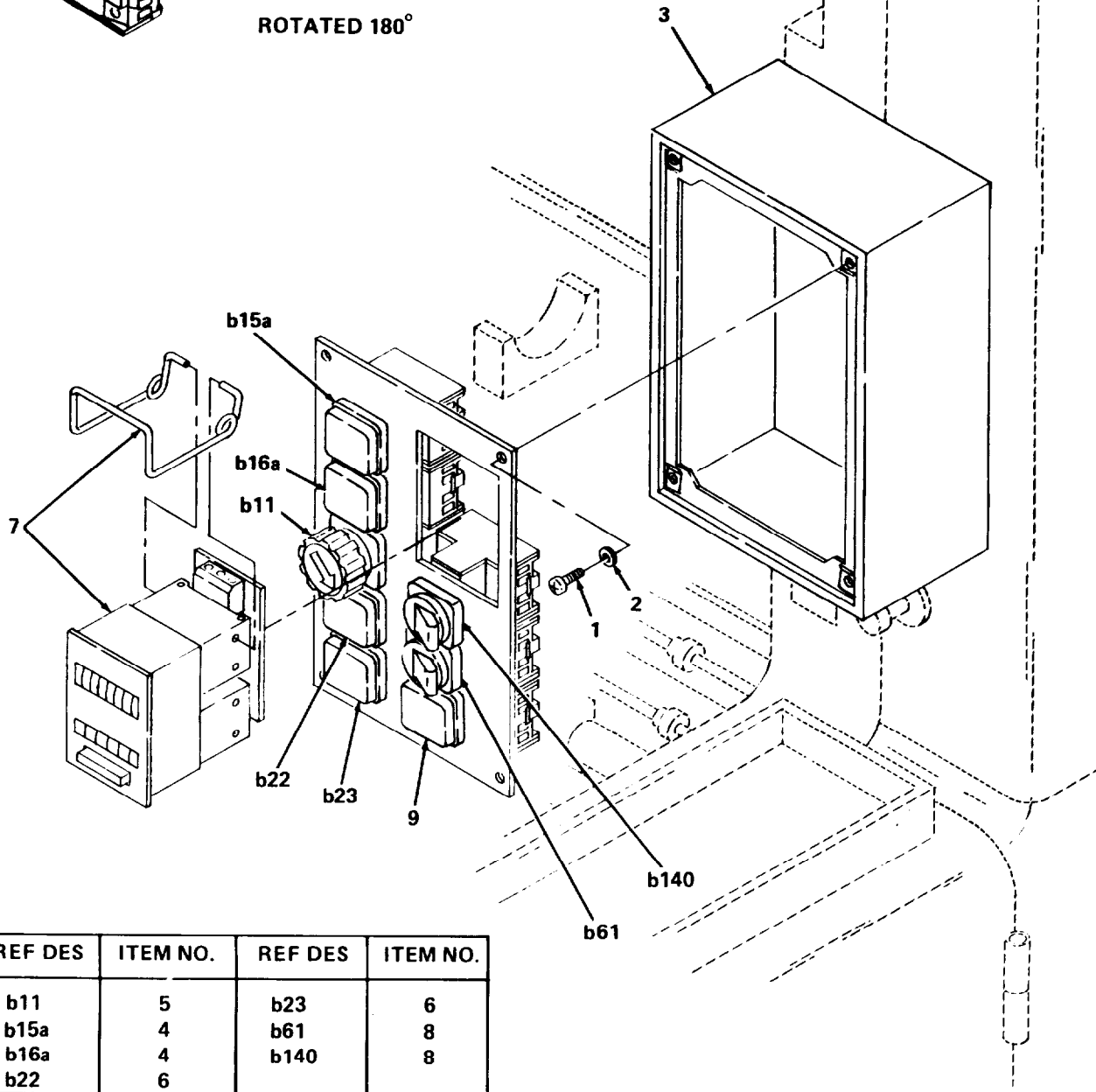
END OF FIGURE







TYPICAL DISASSEMBLY  
OF SWITCHES  
ROTATED 180°



REF DES	ITEM NO.	REF DES	ITEM NO.
b11	5	b23	6
b15a	4	b61	8
b16a	4	b140	8
b22	6		

Figure 106. Auxiliary Control Boxes (Sheet 1 of 4).

REF DES	ITEM
b2	4
b3	6
b14a	4
b71	13
b150	14

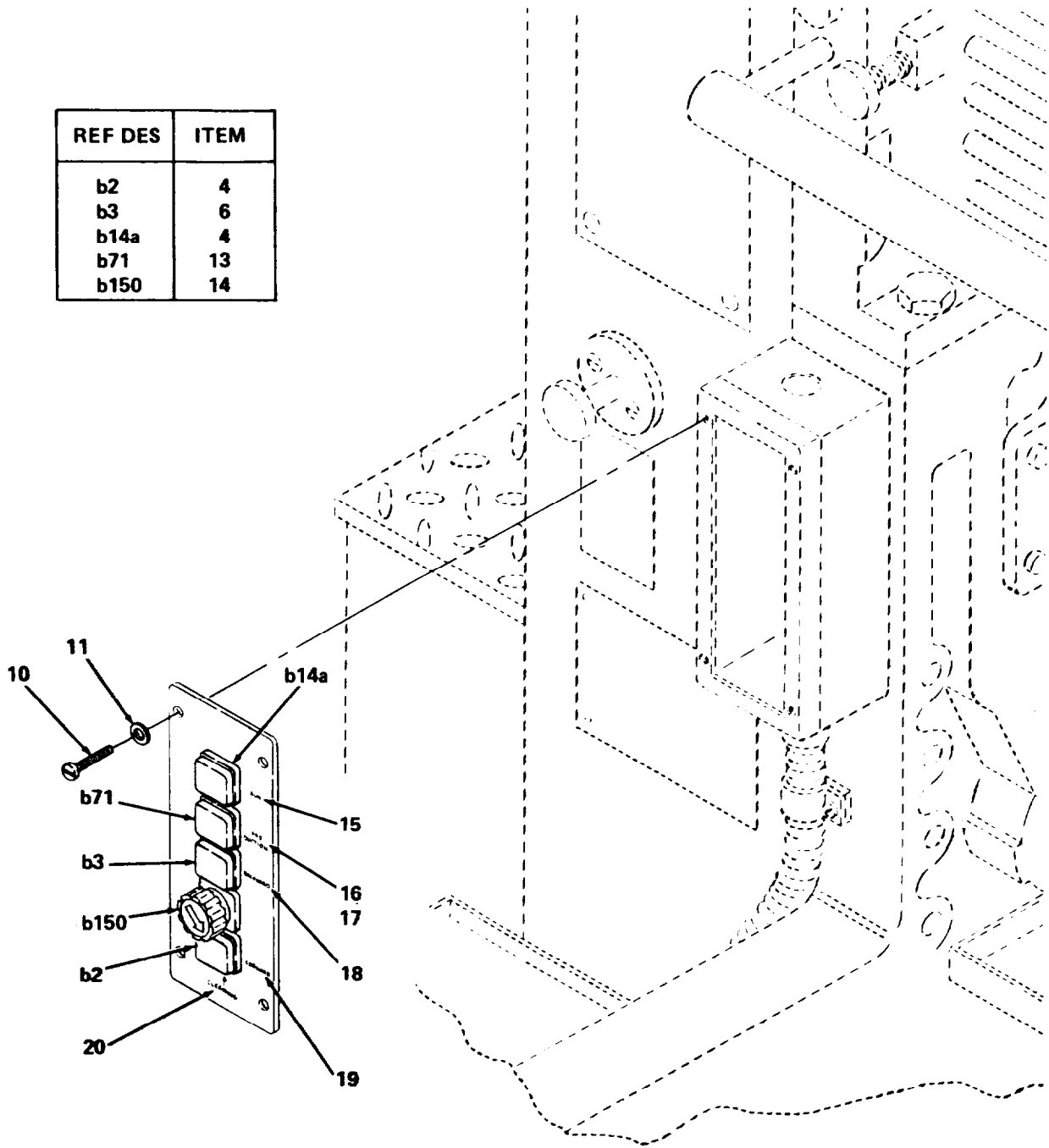
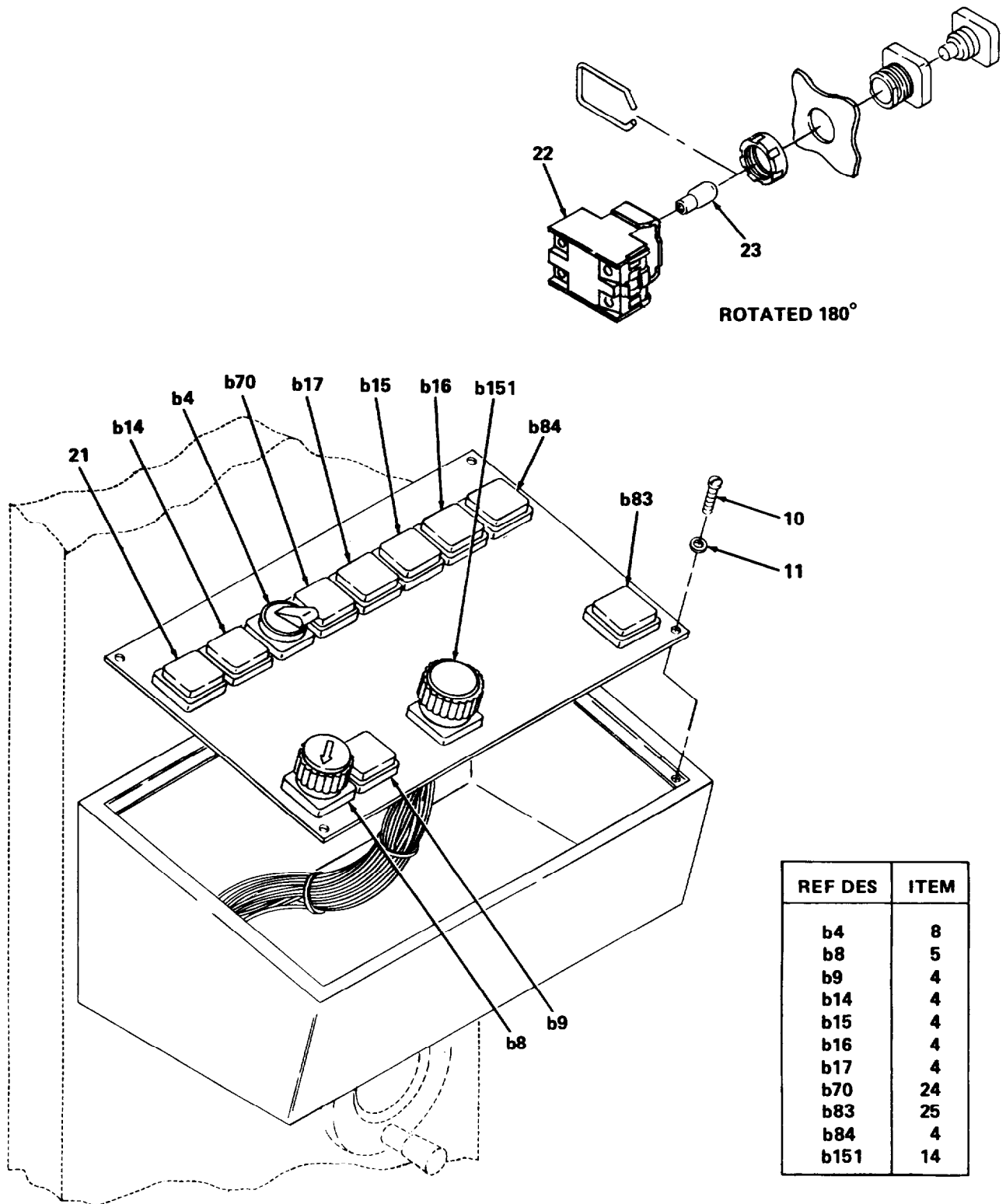
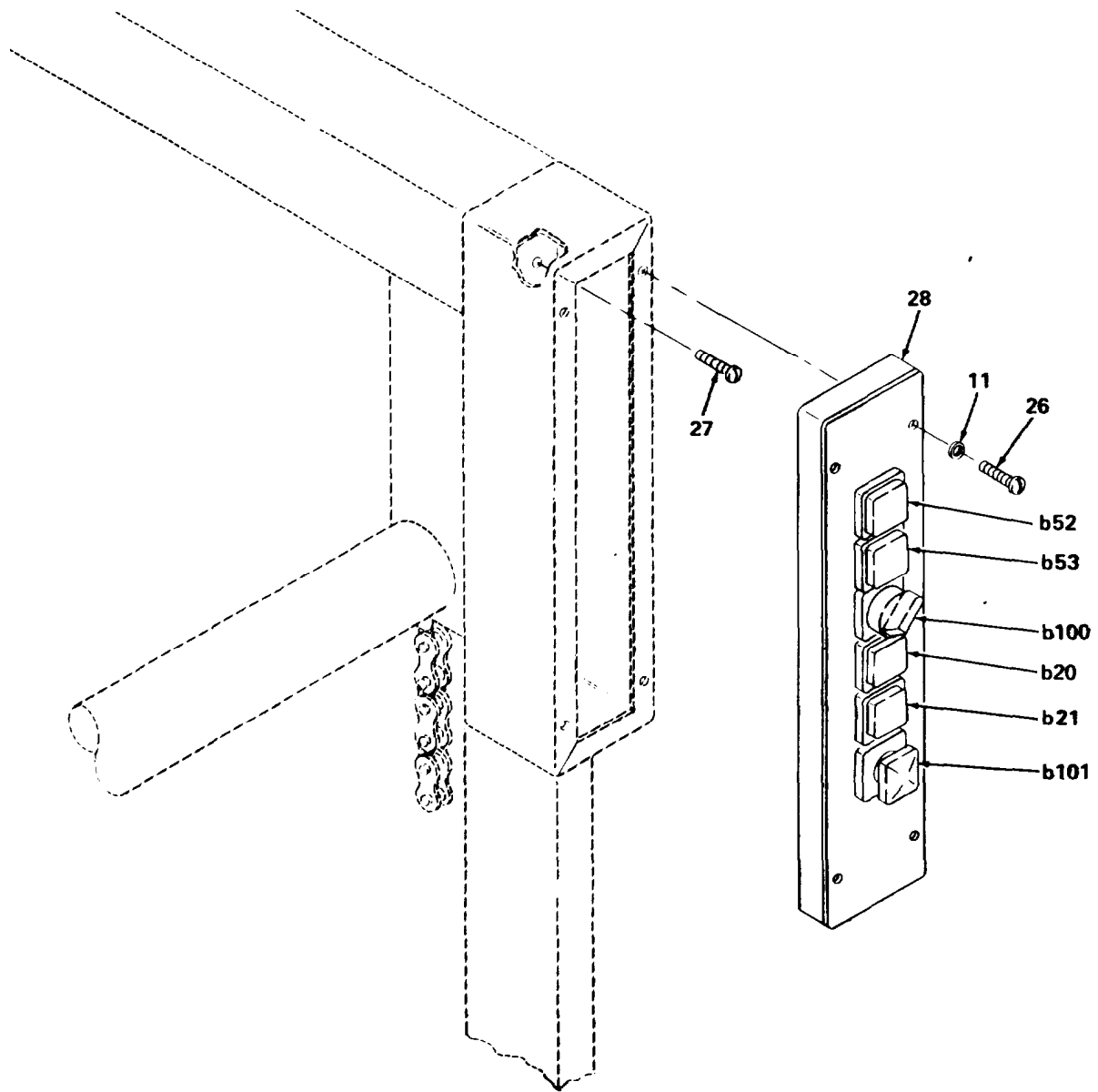


Figure 106. Auxiliary Control Boxes (Sheet 2 of 4).



REF DES	ITEM
b4	8
b8	5
b9	4
b14	4
b15	4
b16	4
b17	4
b70	24
b83	25
b84	4
b151	14

Figure 106. Auxiliary Control Boxes (Sheet 3 of 4).

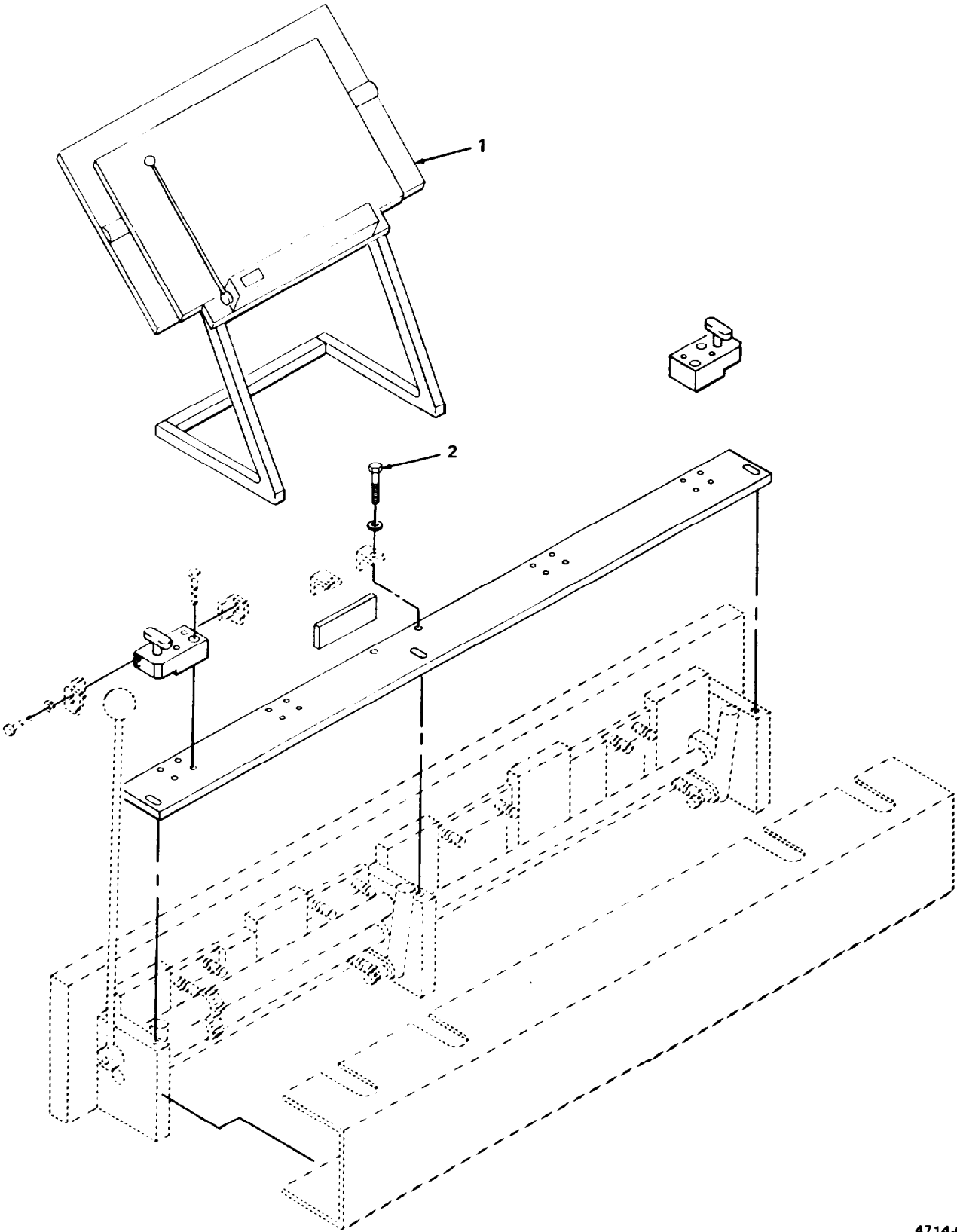


REF DES	ITEM
b20	4
b21	6
b52	4
b53	6
b100	29
b101	30

Figure 106. Auxiliary Control Boxes (Sheet 4 of 4).

SECTION II			TM5-3610-286-20P-1		
(1)	(2)	(3)	(4)	(5)	(6)
ITEM NO	SMR CODE	FSCM	PART NUMBER	DESCRIPTION AND USABLE ON CODES(UOC)	QTY
GROUP 16 ELECTRICAL GROUP					
FIG. 106 AUXILIARY CONTROL BOXES					
1	XDOZZ	15526	DIN7985M5X10	SCREW, CROSS TIP	4
2	XDOZZ	15526	DIN125M5	WASHER, FLAT	4
3	XDOZZ	65713	00.780.1848	BOX, PUSH BUTTON	1
4	PBOZZ	65713	00.780.2317	SWITCH,PUSH SWITCH, BLACK	12
5	PBOZZ	65713	00.780.2322	SWITCH,PUSH SWITCH, SELECT	2
6	PBOZZ	65713	00.780.2328	SWITCH,PUSH SWITCH, BLACK	1
7	XDOZZ	65713	00.780.2290	COUNTER,SHEET	1
8	PBOZZ	65713	00.780.2314	SWITCH,TILT	3
9	XDOZZ	65713	00.780.2310	LAMP, INDICATOR	1
10	XDOZZ	15526	DIN7985M3X25	SCREW, FILLISTER	8
11	XDOZZ	15526	DIN125M3	WASHER, FLAT	12
12	XDOZZ	65713	00.780.1871	BOX, CONTROL GSK	1
13	PBOZZ	65713	00.780.2332	SWITCH,PUSH SWITCH, YELLOW	1
14	PBOZZ	65713	00.780.2316	PUSH BUTTON SWITCH, EMERGENCY STOP.	2
15	XDOZZ	65713	10.466.7700	PLATE, INDICATOR	1
16	XDOZZ	97403	13227E6266	DECAL, PRODUCTION	1
17	XDOZZ	65713	10.486.3100	PLATE, INDICATOR	1
18	XDOZZ	65713	10.493.1900	PLATE, INDICATOR	1
19	XDOZZ	65713	10.493.1800	PLATE, INDICATOR	1
20	XDOZZ	65713	10.486.1700	PLATE, INDICATOR	1
21	XDOZZ	65713	00.780.1337	LAMP, SINGLE	1
22	XDOZZ	65713	00.780.1868	SOCKET	1
23	PBOZZ	65713	00.780.1475	LAMP,ELECTROLUMINES	1
24	PBOZZ	65713	00.780.2319	SWITCH,PUSH SWITCH	1
25	PBOZZ	65713	00.780.2318	SWITCH,PUSH SWITCH, RED	1
26	XDOZZ	15526	DIN85M3X25	SCREW, PAN HEAD	4
27	XDOZZ	15526	DIN85M3X16	SCREW, PAN HEAD	4
28	XDOZZ	65713	00.780.1848	BOX, PUSH BUTTON	1
29	PBOZZ	65713	00.780.2331	SWITCH,PUSH SWITCH, SELECT	1
30	PBOZZ	65713	00.780.2327	PUSH BUTTON SWITCH	1

END OF FIGURE



4714-089

Figure 107. Control Register.

**SECTION II****TM5-3610-286-20P-1**

(1) ITEM NO	(2) SMR CODE	(3) FSCM	(4) PART NUMBER	(5) DESCRIPTION AND USABLE ON CODES(UOC)	(6) QTY
				GROUP 17 CONTROL REGISTER SYSTEM	
				FIG. 107 CONTROL REGISTER	
1	XDOZZ	D2530	2042.1	REGISTER, BACHER	1
2	XDOZZ	65713	9048.008	SCREW, SOCKET HEAD	12

END OF FIGURE

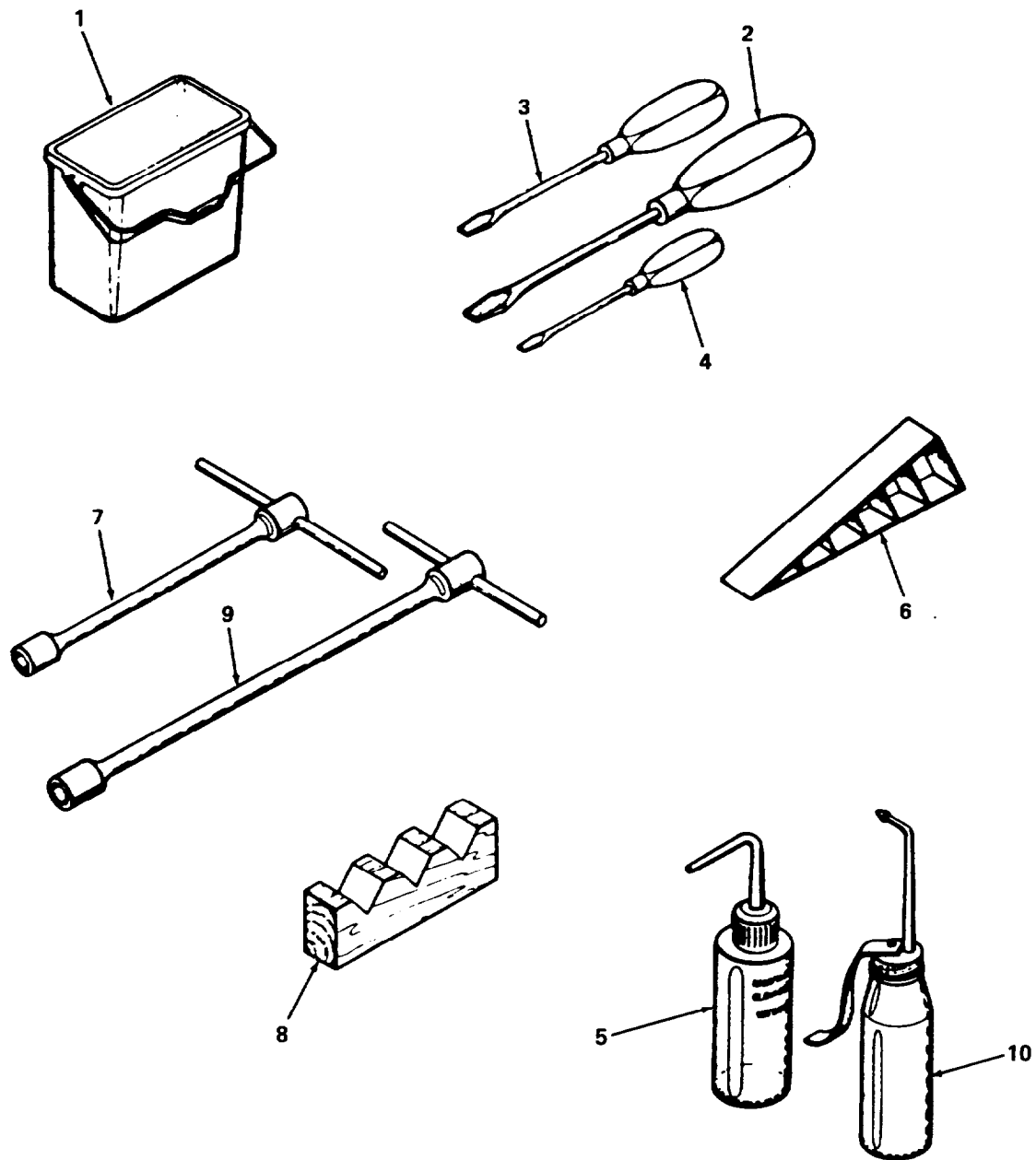


Figure 108. Special Tools (Sheet 1 of 3).



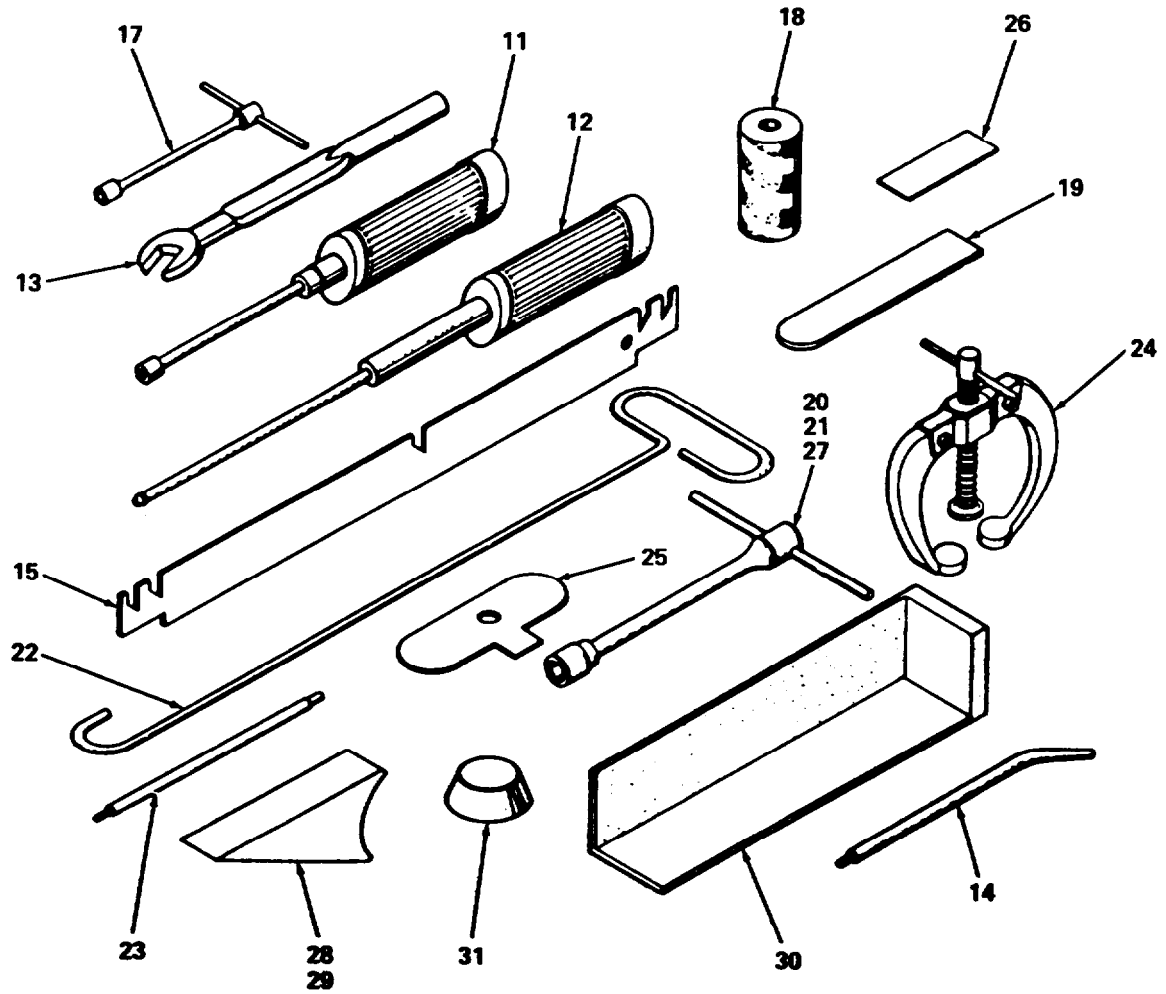


Figure 108. Special Tools (Sheet 2 of 3).

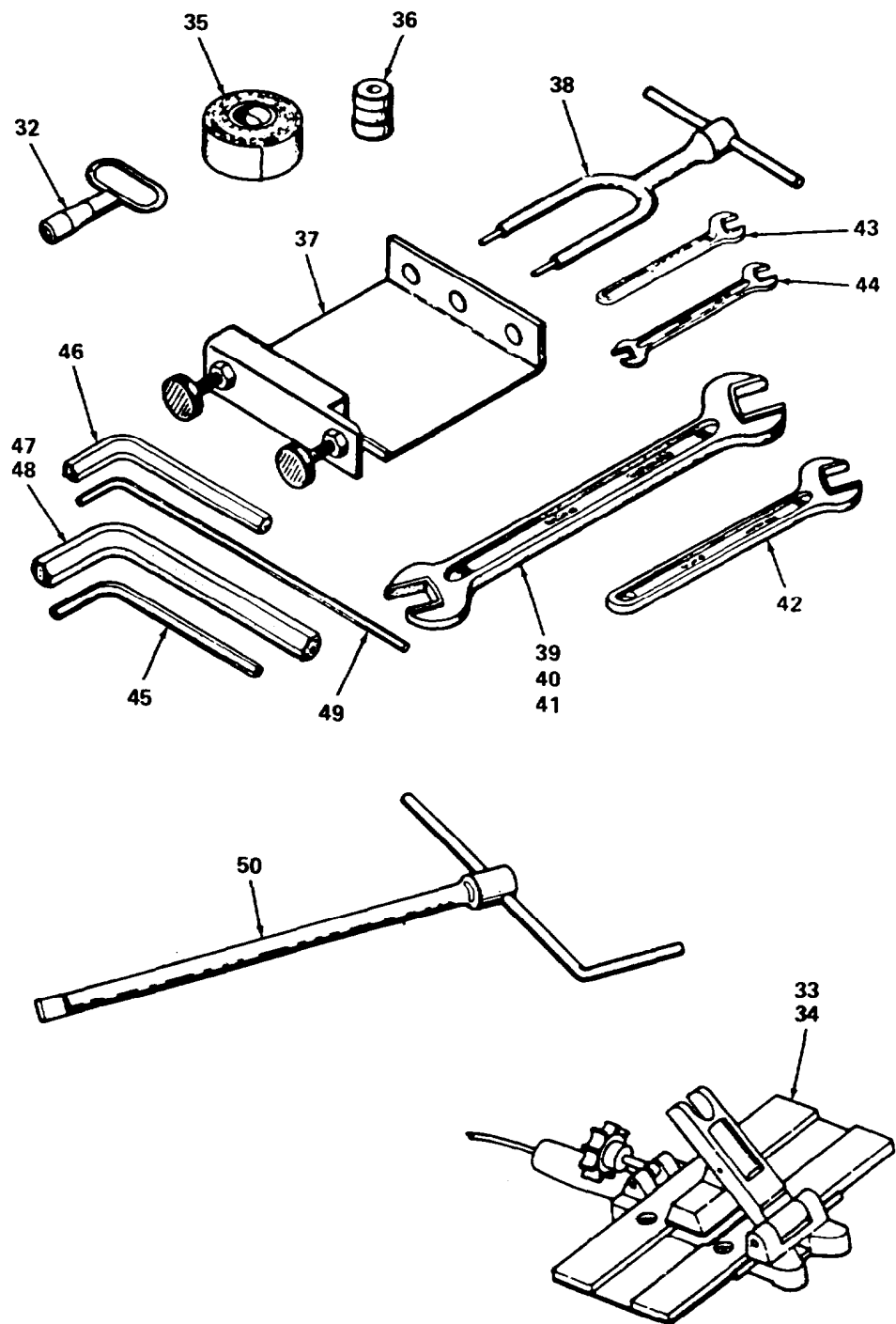


Figure 108. Special Tools (Sheet 3 of 3).

## SECTION III

TM 5-3610-286-20P-1 C0 1

(1) ITEM NO	(2) SMR CODE	(3) FSCM	(4) PART NUMBER	(5) DESCRIPTION AND USABLE ON CODES (UOC) GROUP 18 SPECIAL TOOLS FIG. 108 SPECIAL TOOLS	(6) QTY
1	PDOZZ	65713	09.024.015	BUCKET, WATER SQUARE	
2	PDOZZ	03914	66-110	SCREWDRIVER, FLAT TI	
3	PDOZZ	57068	66-176	SCREWDRIVER, FLAT TI	
4	PDOZZ	57068	66-117	SCREWDRIVER, FLAT TI	
5	PDOZZ	65713	08.024.040	BOTTLE, FLUID, WASH-U	
6	PDOZZ	65713	66.024.012	WEDGE, PRINTING PRES	
7	PDOZZ	65713	09024001	WRENCH, SOCKET	
8	PDOZZ	65713	66.024.003	ROLLER, DEPOSIT	
9	PDOZZ	65713	03024006	WRENCH, SOCKET	
10	PDOZZ	65713	00.580.0746	OILER, HAND	
11	PDOZZ	65713	03.024.062	GUN, FLUID, DIRECT DE	
12	PDOZZ	65713	04.024.061	GREASE GUN, PNEUMATI	
13	PDOZZ	65713	66-353-011S	WRENCH, OPEN END	
14	PDOZZ	65713	03024021	WRENCH,PIN	
15	PDOZZ	65713	66024007	GAGE, MARKING.	
16	PDOZZ	65713	66.024.023	PLIERS	
17	PDOZZ	65713	09024010	WRENCH, SOCKET	
18	PDOZZ	65713	49006544F	SLEEVE, ROLLER	
19	PDOZZ	65713	14.014.044	COLLAR, PRINTING PRE	
20	PDOZZ	65713	66-024-019	WRENCH, SOCKET	
21	PDOZZ	65713	66.024.011	WRENCH, SOCKET	
22	PDOZZ	65713	66024005	HOOK, DELIVERY PILE	
23	PDOZZ	65713	08024020	WRENCH, PIN	
24	PDOZZ	65713	66.024.010	DEVICE, EXTRACTOR	
25	PDOZZ	65713	66.024.017	HANDLE, SUCTION AIR	
26	PDOZZ	65713	27.024.005	GAGE, GRIPPER BAR	
27	PDOZZ	65713	09.024.010	WRENCH, SOCKET	
28	PDOZZ	65713	03.008.019	DIVIDER, FOUNTAIN, PR	
29	PDOZZ	65713	03.008.019	DIVIDER, FOUNTAIN, PR	
30	PDOZZ	65713	66024013	PRESS TOOL, BEARING	
31	PDOZZ	65713	09.030.066	CAP, PROTECTIVE, DUST	
32	PDOZZ	65713	00-780-0854	WRENCH, SOCKET	
33	PDOZZ	65713	66.173.051	DEVICE, FEED, TAPE	
34	PDOZZ	65713	66.173.471	DEVICE, FEED, TAPE	
35	PDOZZ	65713	86.020.029	TAPER, FEEDER	
36	PDOZZ	65713	00.580.1518/	GLUE, FEEDER TAPE	
37	PDOZZ	65713	66.030.101F	WATER BLADE, SEPARAT	
38	PDOZZ	65713	66-024-018	WRENCH, SPANNER	
39	PDOZZ	65713	00.520.0229	WRENCH, OPEN END	
40	PDOZZ	65713	00.520.0228	WRENCH, OPEN END	
41	PDOZZ	65713	00.520.0785	WRENCH, OPEN END	
42	PDOZZ	65713	00.520.0616	WRENCH, OPEN END	
43	PDOZZ	65713	66-024-015	WRENCH, OPEN END	
44	PDOZZ	65713	00.520.1024	WRENCH, OPEN END	
45	PDOZZ	65713	66-024-020	SOCKET, SOCKET WRENC	
46	PDOZZ	80204	ANSI-B18.3.2M	KEY SOCKET HEAD SCR	
47	PDOZZ	21969	DIN911M5	KEY, SOCKET HEAD SCR	
48	PDOZZ	21969	DIN911M6	KEY, SOCKET HEAD SCR	

**SECTION III****TM5-3610-286-20P-1**

(1) ITEM NO	(2) SMR CODE	(3) FSCM	(4) PART NUMBER	(5) DESCRIPTION AND USABLE ON CODES(UOC)	(6) QTY
49	PDDZZ	65713	66-024-008	SOCKET, SOCKET WRENC	
50	PDOZZ	65713	03.024.021	WRENCH, PIN	
51	PAOZZ	65713	WLM22231	DISC, GRADUATED	

END OF FIGURE

## SECTION IV

## TM 5-3610-286-20P-1 C0 1

## CROSS-REFERENCE INDEXES

STOCK NUMBER	NATIONAL STOCK NUMBER INDEX		STOCKNUMBER	INDEX	
	FIG.	ITEM		FIG.	ITEM
3110-00-158-8308	80	15	3610-01-256-0548	34	3
5120-00-236-2140	108	4	3610-01-256-0549	35	1
5120-00-278-1283	108	3	3610-01-256-0550	32	9
5120-00-293-3309	108	2	3610-01-256-0551	36	3
3110-00-405-9133	25	14	3610-01-256-0552	37	1
3110-00-405-9137	70	21	3610-01-256-0554	46	26
	70	40	3610-01-256-0556	9	6
5120-00-900-9344	108	47	3610-01-256-0562	12	30
5120-00-900-9345	108	48	3610-01-256-0563	12	4
3110-01-057-5807	70	31	3610-01-256-0566	55	5
	74	8	3610-01-256-0567	55	6
3110-01-057-5810	70	33	3610-01-256-0568	61	1
3110-01-057-9512	47	31	3110-01-256-0570	75	29
	48	31	3610-01-256-6308	12	17
3110-01-057-9584	25	7	3610-01-256-6309	12	19
3110-01-143-6744	99	24	3610-01-256-6310	12	29A
3110-01-169-8505	33	25	3610-01-256-6311	11	14
	33	29	3610-01-256-6312	14	4
	38	8	3610-01-256-6316	15	2
3110-01-183-9482	39	6	3610-01-256-6317	16	2
	70	15	3610-01-256-6318	15	31
	70	42	3610-01-256-6326	75	1
3030-01-230-0657	89	1		76	1
3610-01-230-0661	95	20	3610-01-256-6329	45	29
	96	20	3610-01-256-6330	108	8
3610-01-230-0662	95	20	3610-01-256-6331	108	19
	96	20	3610-01-256-6332	108	24
3610-01-230-0663	95	20	3610-01-256-6333	108	28
	96	20		108	29
3610-01-230-0664	94	10	3610-01-256-6334	108	33
	95	20	3610-01-256-6335	108	34
	96	20	3040-01-256-6363	17	2
3610-01-230-0667	91	11	3040-01-256-6364	18	2
3610-01-230-0668	91	12	3040-01-256-6365	16	31
3610-01-230-0671	90	9	3620-01-257-1422	91	6
3610-01-230-0672	90	8	3610-01-257-5749	108	1
5977-01-230-0715	87	15	3610-01-257-5750	108	6
5977-01-230-0716	87	19	3610-01-257-5751	108	25
5999-01-230-0718	68	7	3610-01-257-5752	108	26
5360-01-230-0737	94	12	3610-01-257-5753	108	35
5360-01-230-0739	22	9	3610-01-257-5754	108	37
	56	7	5315-01-259-4154	19	6
4130-01-230-0746	103	18		45	19
4130-01-230-0747	103	19		54	5
4720-01-230-0755	103	7	3610-01-261-6472	25	8
4720-01-230-0757	103	5	3110-01-261-6473	28	3
4720-01-230-0761	96	1	3110-01-261-6474	29	4
4720-01-230-0762	97	18	3040-01-261-6476	93	2
5340-01-230-0770	95	20	3610-01-261-6477	98	1
	96	20	3010-01-261-6526	99	4
5340-01-230-0773	94	11	3010-01-268-7430	101	14
			4730-01-268-8243	59	12

## SECTION IV

## TM 5-3610-286-20P-1 CO 1

## CROSS-REFERENCE INDEXES

## NATIONAL STOCK NUMBER INDEX

STOCKNUMBER	FIG.	ITEM	STOCKNUMBER	FIG.	ITEM
4730-01-268-8243	65	17	5930-01-270-0629	106	14
3020-01-268-8249	20	3	3610-01-270-1434	15	11
3020-01-268-8250	25	35		15	40
	25	40		16	11
3020-01-268-8251	19	7		16	40
3020-01-268-8252	20	5	3610-01-270-1438	47	7
3020-01-268-8253	21	5		48	7
3020-01-268-8257	62	16	3610-01-270-1440	51	12
3020-01-268-8262	80	16	3610-01-270-1456	55	12
4720-01-268-8279	94	4	5120-01-270-1581	108	38
4720-01-268-8280	94	20	5120-01-270-1582	108	45
4720-01-268-8281	94	5	5120-01-270-1583	108	49
4710-01-268-8303	80	5	5120-01-270-1584	108	20
4710-01-268-8332	80	28	5120-01-270-1585	108	32
4720-01-268-9863	45	11	5120-01-270-1586	108	13
4720-01-268-9864	45	12	5999-01-270-1994	72	8
4330-01-269-0478	103	21	5950-01-270-2016	104	49
4930-01-269-0535	108	10	5315-01-270-2622	45	3
4820-01-269-2312	80	41	5315-01-270-2623	45	4
4930-01-269-2320	108	12	5365-01-270-2671	44	5
4930-01-269-2324	108	11	5365-01-270-2675	47	17
3610-01-269-2719	95	2		48	17
6130-01-269-4179	104	51	5360-01-270-2997	60	17
4330-01-269-4786	80	46	5360-01-270-2998	72	1
6240-01-269-8454	104	27	5360-01-270-3659	15	19
	106	23		16	27
3040-01-269-9406	26	4		17	15
3040-01-269-9429	70	34		18	15
3040-01-269-9452	19	4	5360-01-270-3660	33	8
3040-01-269-9453	19	5	5360-01-270-3661	33	18
5925-01-270-0547	104	45		34	28
5925-01-270-0548	104	42		36	11
5925-01-270-0549	104	43	5360-01-270-3662	71	13
5925-01-270-0550	104	44	5330-01-270-3670	80	55
5930-01-270-0554	5	2	3020-01-270-4435	101	5
	10	2	5360-01-270-5401	11	19
	58	2	5360-01-270-5402	23	25
	78	2		24	21
	100	2	5360-01-270-5403	27	6
5930-01-270-0568	100	4	5360-01-270-7190	90	5
	100	6	5360-01-270-7194	45	1
5930-01-270-0585	106	4	5330-01-270-7206	49	17
5930-01-270-0586	106	29	5365-01-270-7255	47	15
5930-01-270-0587	106	6		48	15
5930-01-270-0588	106	13	5365-01-270-7256	47	16
5930-01-270-0589	106	24		48	16
5930-01-270-0590	106	25	5365-01-270-7257	47	19
5930-01-270-0591	106	5		48	19
5930-01-270-0606	106	8	5365-01-270-7271	47	20
				46	20

## SECTION IV

## TM 5-3610-286-20P-1 C0 1

## CROSS-REFERENCE INDEXES

STOCKNUMBER	NATIONAL STOCK NUMBER INDEX		STOCKNUMBER	FIG.	ITEM
	FIG.	ITEM			
5365-01-270-7272	47	22	5365-01-272-4955	17	28
	48	22		18	29
5360-01-270-8296	38	6	5365-01-272-4956	45	21
5360-01-270-8297	46	20	5330-01-272-6558	28	4
5360-01-270-8300	49	13		29	3
5360-01-270-8301	53	12	5330-01-272-7455	12	7
5360-01-270-8302	55	16	5330-01-272-7456	17	29
5360-01-270-8305	70	8		18	30
5365-01-270-8436	44	4		26	18
5365-01-270-8474	47	18		26	24
	48	18	5315-01-272-7596	71	1
5120-01-270-8959	108	43		93	5
5120-01-271-6254	108	14	3110-01-272-8367	14	13
5120-01-271-6255	108	18	3110-01-272-8368	46	31
5120-01-271-6256	108	23	3110-01-272-9117	22	4
5120-01-271-6257	108	30	3110-01-272-9118	75	20
5210-01-271-6278	108	15		76	21
5360-01-271-6331	91	5	3110-01-272-9119	12	8
3110-01-271-6351	35	7		22	3
3110-01-271-6352	36	17		64	19
3110-01-271-6354	34	14		99	22
5360-01-271-6367	30	11	5315-01-272-9827	55	8
5360-01-271-6368	34	16	3110-01-273-0047	68	15
	35	9	3110-01-274-1395	57	7
5360-01-271-6369	35	21	5120-01-274-2530	108	7
	37	7	5120-01-274-2531	108	9
5360-01-271-6370	43	18	5120-01-274-2532	108	17
5360-01-271-6371	45	18	5310-01-274-4483	14	1
5360-01-271-6385	91	21	5355-01-274-7705	49	7
5330-01-271-6392	51	14	3610-01-275-2160	103	17
5330-01-271-6393	51	13	4320-01-275-2322	80	40
3110-01-271-6458	79	6	3010-01-275-2362	57	11
5120-01-271-8458	108	22	5355-01-275-2696	49	4
5330-01-272-1376	80	51	3110-01-276-4931	25	23
5315-01-272-1488	46	21	5315-01-276-4978	71	17
	99	18		93	19
5315-01-272-2701	9	5	4710-01-276-5921	80	23
5315-01-272-2702	39	2	3110-01-276-8626	59	17
5315-01-272-2703	45	14	5315-01-277-1180	46	34
	93	12	5365-01-277-2475	46	12
5315-01-272-2705	93	14	5365-01-277-3355	25	1
5315-01-272-2708	64	1		25	17
5315-01-272-2710	76	24		27	2
5315-01-272-3373	39	1		28	5
5310-01-272-4821	32	2		29	13
5315-01-272-4906	29	5	5365-01-277-4605	7	12
5315-01-272-4910	57	2		80	37
	71	7	5340-01-277-6178	108	31
5315-01-272-4911	60	4	5330-01-277-9796	103	16

## SECTION IV

## TM5-3610-286-20P-1

## CROSS-REFERENCE INDEXES

STOCK NUMBER	NATIONAL STOCK NUMBER INDEX		FIG.	ITEM
	FIG.	ITEM		
5360-01-278-5025	95	19		
3110-01-278-6051	98	5		
5330-01-278-6090	17	31		
	18	32		
	26	19		
	26	25		
5360-01-278-7595	98	15		
5330-01-280-5580	103	23		
5360-01-280-6499	50	1		
5330-01-280-6515	80	47		
5365-01-281-2379	12	5		
3110-01-281-3432	19	1		
5330-01-281-6518	59	9		
3110-01-282-2628	41	6		
3110-01-282-5705	20	4		
	21	4		
5365-12-156-4413	60	9		
	69	1		
5365-12-156-4445	15	14		
	16	14		
	17	8		
	18	8		
	33	11		
	34	4		
	35	16		
	36	4		
	37	2		
	61	12		
5365-12-156-4706	50	2		
5365-12-156-4709	15	1		
	16	1		
5315-12-156-4826	26	1		
	30	4		
	74	4		



**SECTION IV**

**TM5-3610-286-20P-1**

CROSS-REFERENCE INDEXES

FSCM	PART NUMBER	PART NUMBER INDEX STOCK NUMBER	FIG.	ITEM
80204	ANSI-B18.3.2M		108	46
27737	AXK5578		79	7
27737	BK2018RS	3110-01-274-1395	57	7
15526	DINBN1227M4X9.75		46	9
			49	1
15526	DINRIBS10		65	6
			90	13
15526	DINRIBS12		59	24
			60	19
			62	10
			67	6
			80	12
15526	DINRIBS16		62	4
15526	DINRIBS6		9	12
			26	13
			44	2
			50	7
			56	4
			62	25
			81	7
			82	13
			83	2
			84	2
			85	2
			86	2
			102	12
15526	DINRIBS8		46	2
			55	2
			59	19
			67	2
			68	9
			79	2
			90	16
15526	DINSN260S10		80	8
			94	7
15526	DINSN260S4		95	5
			96	5
15526	DINSN260S6		15	49
			17	4
			18	4
			34	18
			48	12
			50	14
			50	21
			80	36
			80	45
			82	26
			93	4
			97	10
			97	15
			98	46

**SECTION IV**

**TM5-3610-286-20P-1**

CROSS-REFERENCE INDEXES

FSCM	PART NUMBER	PART NUMBER INDEX STOCK NUMBER	FIG.	ITEM
15526	DINSN260S7		101	8
15526	DINSN260S8		80	34
			98	9
15526	DINSN269J100X3		80	18
15526	DIN1-3X26		95	16
15526	DIN1023M4X10		104	9
15526	DIN1023M4X14		104	3
15526	DIN125BM8		72	3
15526	DIN125B6,4		93	3
15526	DIN125B8		99	14
15526	DIN125M10		21	7
			39	10
			43	13
			62	21
			101	7
			102	7
15526	DIN125M11		30	16
15526	DIN125M12		25	18
			36	5
			40	7
			57	18
			61	13
			62	6
			62	11
			70	5
			70	17
			70	25
			75	13
			87	2
			88	5
			88	9
15526	DIN125M13		76	13
15526	DIN125M14		25	2
			27	3
15526	DIN125M14X24		73	2
15526	DIN125M18X30		80	57
15526	DIN125M22		25	10
15526	DIN125M24		68	12
15526	DIN125M25		37	13
15526	DIN125M3		72	6
			82	10
			106	11
15526	DIN125M4		62	2
			68	5
			87	13
			101	2
			101	4
			102	2
			102	4
			104	4
			104	11

## SECTION IV

## TM 5-3610-286-20P-1 C0 1

## CROSS-REFERENCE INDEXES

FSCM	PART NUMBER	PART NUMBER INDEX STOCK NUMBER	FIG.	ITEM
15526	DIN125M4		105	2
15526	DIN125M5		87	8
			106	2
15526	DIN125M6		9	11
			24	8
			57	13
			63	2
			91	14
			92	4
			94	17
			95	15
			96	15
			101	13
			104	8
15526	DIN125M6.4		98	45
15526	DIN125M8		11	13
			30	12
			34	21
			35	14
			35	26
			37	21
			37	24
			43	2
			45	7
			50	3
			68	2
			68	23
			88	2
15526	DIN125M8.4		98	19
15526	DIN127BM8		87	17
15526	DIN1278M8		25	12
15526	DIN137A6		24	7
15526	DIN137M6		80	53
15526	DIN1440M25		34	11
			36	22
15526	DIN1440M4X10		68	20
15526	DIN1476M3X4		11	21
			59	4
15526	DIN1476M3X6		25	42
15526	DIN1481-2X10		55	14
15526	DIN1481-3X22	5315-01-272-4911	60	4
15526	DIN1481-4X20	5315-01-259-4154	19	6
			45	19
			54	5
15526	DIN1481-4X22	5315-01-272-2703	45	14
			93	12
15526	DIN1481-4X26	5315-01-272-4906	29	5
D8286	DIN141-4X30	5315-12-156-4826	26	1
			30	4
			74	4
15526	DIN1481-4X45		7	7

## SECTION IV

## TM 5-3610-286-20P-1 C0 1

## CROSS-REFERENCE INDEXES

FSCM	PART NUMBER	PART NUMBER INDEX		FIG.	ITEM
			STOCK NUMBER		
15526	DIN1481-5X30		5315-01-276-4978	71	17
				74	10
				93	19
15526	DIN1481-5X35		5315-01-272-4910	57	2
				71	7
15526	DIN1481-5X40		5315-01-272-7596	71	1
				93	5
15526	DIN1481-5X50		5315-01-272-1488	46	21
				99	18
15526	DIN1481M2.5X12			23	3
				23	13
				24	4
15526	DIN1461M2X20			91	1
				91	18
15526	DIN1481M2X50		5315-01-272-3373	39	1
				13	25
				98	13
15526	DIN1481M3X18			98	38
15526	DIN1481M3X20			7	10
				25	28
				70	11
				70	37
15526	DIN1481M3X25			25	20
15526	DIN1481M3X30			45	2
15526	DIN1481M3X40			25	34
				25	39
				71	8
15526	DIN1481M4X25		5315-01-272-2701	9	5
15526	DIN1481M4X28			22	17
				32	1
				46	25
15526	DIN1481M4X32			14	8
15526	DIN1481M4X35			75	4
				76	2
15526	DIN1481M4X36			28	8
				29	11
15526	DIN1481M4X40			22	5
15526	DIN1481M4X50		5315-01-272-2702	39	2
15526	DIN1481M5X22		5315-01-272-2705	93	14
15526	DIN1481M5X36			64	6
15526	DIN1481M6X40			46	29
				71	9
15526	DIN1481M6X51			64	4
15526	DIN1494 10B 12X8			69	8
15526	DIN1494 12B14X20			98	37
65713	DIN1494 14BM16X2			29	7
65713	DIN29401-A1			54	2
15526	DIN316M8X20			8	2
65713	DIN319E25			53	2
				53	23
65713	DIN3402CM8X1GELB			60	1

## SECTION IV

## TM5-3610-286-20P-1

## CROSS-REFERENCE INDEXES

FSCM	PART NUMBER	PART NUMBER INDEX STOCK NUMBER	FIG.	ITEM
65713	DIN3405BM6		35	27
			37	22
65713	DIN3405BM6GELB		22	14
65713	DIN3405BM8X1GRUE		46	16
15526	DIN427M4X12		34	13
			35	6
15526	DIN427M6		90	3
15526	DIN427M6X12		13	9
			13	19
15526	DIN427M6X25		61	2
15525	DIN427M6X30		61	16
15526	DIN427M8X30		56	13
15526	DIN439BM10		43	20
15526	DIN439BM10X1		94	13
15526	DIN439BM14		25	36
15526	DIN439BM14X1.5		25	30
15526	DIN439BM5X0.8		51	2
15526	DIN439BM8X1.25		33	14
			34	24
15526	DIN439BM8X25		36	7
15526	DIN471-14X1	5365-01-277-3355	25	1
			25	17
			27	2
			28	5
			29	13
15526	DIN471-22X1.2		25	9
15526	DIN471-24X1.2	5365-01-277-2475	46	12
15526	DIN471-25X1.2		34	10
			35	2
			36	21
15526	DIN471-35X1.5		59	21
15526	DIN471-5X1	5365-01-277-4605	7	12
			80	37
D8286	DIN471-6X0-7	5365-12-156-4709	15	1
			16	1
15526	DIN471-65X2.5		67	9
15526	DIN471M20		68	11
15526	DIN471M22X1.5		12	11
15526	DIN471M24X1.2		15	9
			15	39
			16	10
			16	39
15526	DIN471M25		37	12
15526	DIN471M26		99	9
15526	DIN471M26X1.75		12	12
15526	DIN471M33X37		70	16
15526	DIN471M40X1.75		12	24
15526	DIN472-42X1.75	5365-01-281-2379	12	5
15526	DIN472-52X2	5365-01-272-4956	45	21
15526	DIN476M3X4		45	22
65713	DIN5417SP30		98	3

## SECTION IV

## TM5-3610-286-20P-1

## CROSS-REFERENCE INDEXES

FSCM	PART NUMBER	PART NUMBER INDEX STOCK NUMBER	FIG.	ITEM
15526	DIN5417SP40	5365-01-272-4955	17	28
			18	29
			26	10
15526	DIN5419-30M5	5330-01-281-6518	59	9
15526	DIN551M10X10		104	5
15526	DIN551M4X4		43	15
15526	DIN551M5X6		46	23
15526	DIN551M6X8		36	16
			37	15
15526	DIN553M10X10		80	1
15526	DIN625 4211-C2		88	6
65713	DIN625 625-2Z		97	12
15526	DIN625 6300		60	12
65713	DIN625 6304		64	8
			70	20
			70	46
15526	DIN625-16014	3110-01-281-3432	19	1
15526	DIN625-6000-2Z		53	17
			98	25
15526	DIN625-6011		26	8
			32	8
15526	DIN625-608		53	16
15526	DIN625-6200-2RSN		98	4
15526	DIN625-625-C2		47	28
			48	28
65713	DIN628 3206-A	3110-01-276-8626	59	17
15526	DIN6325HM5X28		25	47
15526	DIN653M8X20		92	3
15526	DIN653M8X35		22	19
15526	DIN660M12X50		75	15
			76	15
15526	DIN660M3X4		99	15
15526	DIN6769M7		55	13
15526	DIN6799M10		91	24
15526	DIN6799M5		11	18
15526	DIN6799M7		47	27
			48	27
15526	DIN6880M50X18X11		67	11
15526	DIN6885M8X7X30		99	12
15526	DIN6912M6X10		47	11
			48	11
15526	DIN6912M6X30		47	8
15526	DIN6912M6X40		48	8
15526	DIN6916M25		35	3
15526	DIN6916M30		12	20
15526	DIN6916M8		39	14
15526	DIN7M18X44		71	20
15526	DIN7M20X40		71	21
15526	DIN7M5X45		46	5
15526	DIN720-32007X	3110-01-282-5705	20	4
			21	4

## SECTION IV

## TM5-3610-286-20P-1

## CROSS-REFERENCE INDEXES

FSCM	PART NUMBER	PART NUMBER INDEX STOCK NUMBER	FIG.	ITEM
15526	DIN7346M4X32		77	2
15526	DIN7603-C26X32-C UAS	5330-01-272-1376	80	51
15526	DIN78M6X18		53	5
			53	15
15526	DIN7967M6		59	1
15526	DIN7977-5X50	5315-01-277-1180	46	34
15526	DIN7977-8X55		67	3
15526	DIN7977-8X75		67	7
15526	DIN7977M6X50	5315-01-272-2708	64	1
15526	DIN7977M6X55		76	14
		5315-01-272-2710	76	24
15526	DIN7978M12X70		75	14
15526	DIN7978M8X40		65	4
			80	58
15526	DIN7980M20		14	2
15526	DIN7985M2X10		104	1
15526	DIN7985M3X25		106	10
15526	DIN7985M5X10		106	1
15526	DIN7985M5X12		104	6
15526	DIN7985M6X12		104	7
15526	DIN84M3X25		82	9
15526	DIN84M4X10		102	10
15526	DIN84M4X20		10	1
			93	8
			100	1
15526	DIN84M4X25		100	3
15526	DIN84M4X30		95	7
			96	7
			98	43
15526	DIN84M4X48		101	11
15526	DIN84M4X50		101	1
			102	1
15526	DIN84M5X12		80	48
15526	DIN84M6X16		91	9
15526	DIN84M6X70		87	16
15526	DIN85M3X15		49	14
15526	DIN85M3X16		106	27
15526	DIN85M3X25		106	26
15526	DIN85M3X6		46	18
15526	DIN85M4X10		105	1
15526	DIN85M4X20		58	1
			78	1
			104	10
15526	DIN85M4X8		62	23
			75	2
15526	DIN85M5X10		76	4
15526	DIN85M5X20		51	1
15526	DIN85M5X8		104	2
15526	DIN9021M10		102	8
15526	DIN9021M30		62	12

**SECTION IV**

**TM5-3610-286-20P-1**

CROSS-REFERENCE INDEXES

FSCM	PART NUMBER	PART NUMBER INDEX STOCK NUMBER	FIG.	ITEM
15526	DIN9021M8		46	8
			98	12
21969	DIN911M5	5120-00-900-9344	108	47
21969	DIN911M6	5120-00-900-9345	108	48
15526	DIN912M10X20		90	12
15526	DIN912M10X25		11	7
15526	DIN912M10X30		46	4
			80	7
15526	DIN912M10X40		21	6
			65	5
			90	10
15526	DIN912M10X45		13	1
15526	DIN912M10X50		66	1
15526	DIN912M10X55		27	13
15526	DIN912M10X70		27	14
			46	6
15526	DIN912M10X80		8	6
15526	DIN912M12X20		11	25
15526	DIN912M12X30		40	16
15526	DIN912M12X40		80	11
15526	DIN912M12X45		40	14
			67	5
15526	DIN912M12X50		88	4
15526	DIN912M16X40		52	1
			62	3
15526	DIN912M4X12		44	1
15526	DIN912M4X6		95	4
			96	4
15526	DIN912M5X65		62	24
15526	DIN912M6X10		50	9
			50	16
			50	23
			59	6
			63	1
15526	DIN912M6X12		9	10
			13	7
			13	17
			43	5
			50	6
			50	13
			50	20
			68	16
			70	47
			82	12
			83	1
			86	1
			91	13
			95	14
			96	14
			99	5
15526	DIN912M6X14		47	6



## SECTION IV

## TM5-3610-286-20P-1

## CROSS-REFERENCE INDEXES

FSCM	PART NUMBER	PART NUMBER INDEX STOCK NUMBER	FIG.	ITEM
15526	DIN912M6X16		20	1
			25	25
			38	1
			59	10
			61	4
			84	1
			85	1
			95	9
			96	9
		15526	DIN912M6X2	18
15526	DIN912M6X20		15	42
			15	48
			16	42
			16	47
			17	3
			23	1
			24	1
			26	12
			34	17
			35	10
			36	20
			37	16
			45	28
			94	6
15526	DIN912M6X25		15	25
			16	20
			80	33
15526	DIN912M6X28		94	8
			97	14
15526	DIN912M6X30	60	16	
15526	DIN912M6X30		18	1
			48	6
15526	DIN912M6X35		98	8
			25	44
15526	DIN912M6X40		81	6
			15	24
			15	55
			16	24
			16	52
15526	DIN912M6X65		17	1
			101	12
15526	DIN912M8	102	11	
15526	DIN912M8X12	26	5	
15526	DIN912M8X12		13	5
			13	15
15526	DIN912M8X15		80	20
			99	7
15526	DIN912M8X16		40	1
			59	14
			68	8
			90	1

## SECTION IV

## TM5-3610-286-20P-1

## CROSS-REFERENCE INDEXES

FSCM	PART NUMBER	PART NUMBER INDEX STOCK NUMBER	FIG.	ITEM
15526	DIN912M8X20		8	5
			12	14
			19	2
			25	11
			41	1
			43	21
			46	1
			47	3
			48	3
			67	1
15526	DIN912M8X25		73	10
			8	7
			11	12
			55	1
			79	1
15526	DIN912M8X26		90	15
15526	DIN912M8X30		11	15
			47	1
			48	1
			56	2
15526	DIN912M8X35		43	8
15526	DIN912M8X40		43	1
15526	DIN912M8X45		59	18
15526	DIN912M8X60		39	7
15526	DIN912M8X70		49	11
			80	32
15526	DIN912M8X72		32	5
15526	DIN912M8X80		80	35
15526	DIN913M6X8		13	11
15526	DIN914M6X12		8	1
15526	DIN916M6X6		61	6
15526	DIN931M10X100		99	2
15526	DIN931M6X12		56	3
15526	DIN931M6X16		13	23
15526	DIN931M6X55		55	11
15526	DIN931M6X65		53	20
15526	DIN931M8X25		53	10
15526	DIN933M10X20		30	15
			104	32
15526	DIN933M10X30		62	20
15526	DIN933M10X35		101	6
			102	6
15526	DIN933M10X40		45	27
15526	DIN933M10X45		14	5
15526	DIN933M10X60		64	12
15526	DIN933M12X30		62	9
			70	4
			87	1
15526	DIN933M12X35		62	5
15526	DIN933M12X40		59	23
15526	DIN933M12X45		70	24

## SECTION IV

## TM5-3610-286-20P-1

## CROSS-REFERENCE INDEXES

FSCM	PART NUMBER	PART NUMBER INDEX STOCK NUMBER	FIG.	ITEM
15526	DIN933M12X50		75	25
			76	25
15526	DIN933M12X55		73	1
			88	8
15526	DIN933M16X50		80	56
15526	DIN933M3X40		72	7
15526	DIN933M4X13		68	6
15526	DIN933M4X35		61	11
15526	DIN933M4X5		65	18
15526	DIN933M5X10		87	7
15526	DIN933M5X12		57	9
15526	DIN933M6X10		80	52
			82	25
15526	DIN933M6X15		93	1
15526	DIN933M6X16		91	4
15526	DIN933M6X20		24	16
			73	12
			80	44
			103	20
15526	DIN933M6X25		8	15
15526	DIN933M6X30		57	12
			61	7
15526	DIN933M6X35		91	16
15526	DIN933M8		12	16
15526	DIN933M8X12		72	9
15526	DIN933M8X15		46	7
15526	DIN933M8X20		20	6
			45	5
			88	1
15526	DIN933M8X25		12	1
			99	13
15526	DIN933M8X30		71	23
			98	2
15526	DIN933M8X45		64	14
15526	DIN934M10		28	18
			54	9
			54	13
			54	17
			54	21
			62	7
			64	10
15526	DIN934M10X1.5		39	9
			39	15
15526	DIN934M12		30	14
			60	18
			75	11
			76	11
			87	3
15526	DIN934M20X25		54	7
15526	DIN934M22X2.5		54	3
15526	DIN934M3		72	5

## SECTION IV

## TM5-3610-286-20P-1

## CROSS-REFERENCE INDEXES

FSCM	PART NUMBER	PART NUMBER INDEX STOCK NUMBER	FIG.	ITEM
15526	DIN934M4		62	1
			68	4
			95	8
			96	8
			101	3
			102	3
15526	DIN934M5		97	9
15526	DIN934M6		9	13
			24	18
			24	25
			27	7
			60	15
			61	3
15526	DIN934M6X1		40	4
			47	13
			48	13
15526	DIN934M8		13	4
			13	14
			15	21
			16	28
			17	16
			18	16
			22	8
			29	10
			30	9
			35	25
			37	23
			45	6
			56	1
			68	22
			69	4
			71	24
			72	2
			92	1
			92	9
15526	DIN934M8X1.25		33	4
15526	DIN934PM8		25	3
15526	DIN935M20		26	2
15526	DIN937M20		21	1
15526	DIN937M20X2.5	5310-01-274-4483	14	1
15526	DIN94M2X16		68	1
15526	DIN963M4X8		87	12
15526	DIN963M5X10		8	11
15526	DIN963M6X16		56	14
65713	DIN963M8X16		49	9
15526	DIN979M20X1.5	5310-01-272-4821	32	2
15526	DIN980M4		93	9
15526	DIN980M8		64	13
			69	5
15526	DIN980NM6		98	32
15526	DIN980NM8		98	18

## SECTION IV

## TM5-3610-286-20P-1

## CROSS-REFERENCE INDEXES

FSCM	PART NUMBER	PART NUMBER INDEX STOCK NUMBER	FIG.	ITEM
15526	DIN985M10		28	14
15526	DIN985M12		25	16
15526	DIN985M6X1		53	4
			56	9
			56	15
15526	DIN988M1X40X52		12	25
15526	DIN988M12X18		15	15
			16	18
			17	9
			18	9
15526	DIN988M2X26		99	10
15526	DIN988M8X14X1.2		97	3
27737	F-53272		65	2
27737	F-54293		65	3
27737	F-57177	3110-01-282-2628	41	6
27737	G25X32X4	5330-01-272-6558	28	4
			29	3
27737	G28X37X4	5330-01-272-7456	17	29
			18	30
			26	18
			26	24
27737	G30X40X4	5330-01-272-7455	12	7
65713	HAHNGL45A2/27		104	12
27737	HK 1412	3110-01-057-9584	25	7
27737	HK-1616	3110-01-183-9482	39	6
			70	15
			70	42
27737	HK1010		60	23
27737	HK1212	3110-01-272-9118	75	20
			76	21
27737	HK1512	3110-01-169-8505	33	25
			33	29
			38	8
27737	HK2016		30	3
			57	6
			73	14
27737	HK2020	3110-01-057-5807	70	31
			74	8
27737	HK2030	3110-01-057-5810	70	33
27737	HK2216	3110-01-272-8367	14	13
27737	HK2220	3110-01-273-0047	68	15
27737	HK2520		11	11
			28	12
			29	18
27737	HK2526	3110-01-272-8368	46	31
27737	HK3020	3110-01-272-9117	22	4
27737	HK3026		62	15
15526	H1-5X0.8		12	28
65713	M-0DF56-6A-105		87	14
65713	M-0DF56-6A-130		87	11
65713	M-0DF56-6A-33		87	9

## SECTION IV

## TM5-3610-286-20P-1

## CROSS-REFERENCE INDEXES

FSCM	PART NUMBER	PART NUMBER INDEX STOCK NUMBER	FIG.	ITEM
65713	M-ODF56-6A-35		87	10
65713	MODF56-6A96		87	18
96906	MS15795-688		3	12
96906	MS16995-66		3	13
96906	MS20426A4-6		63	8
96906	MS20600-AD6W6		3	7
96906	MS21318-29		8	9
96906	MS24693-96		3	2
96906	MS27130-32		3	16
96906	MS27130-431		6	12
96906	MS27130-532		104	22
96906	MS27183-9		3	5
			104	20
96906	MS27735-22		104	30
96906	MS27735-508		104	31
96906	MS35140-6		2	8
96906	MS35206-327		4	4
96906	MS35338-44		3	4
			104	16
			104	19
96906	MS35338-45		3	11
96906	MS35425-70		104	18
96906	MS35649-2252		104	21
96906	MS35649-2312		3	10
			92	8
96906	MS51849-95		6	11
96906	MS51939-1		3	8
96906	MS9048-305		6	3
96906	MS90725-3		104	15
96906	MS90725-34		92	7
96906	MS90725-8		3	3
27737	NA4914C2		80	19
27737	NKI35-30	3110-00-405-9137	70	21
			70	40
27737	NK14/16	3110-01-276-4931	25	23
27737	NK20/16		66	8
27737	NK22/16		93	22
27737	NK30/30	3110-01-272-9119	12	8
			22	3
			64	19
			99	22
15526	RIBS10		14	6
			27	15
			39	8
15526	RIBS12		40	15
			40	17
15526	RIBS6		13	8
			13	18
			15	26
			16	21
			16	48

**SECTION IV**

**TM5-3610-286-20P-1**

CROSS-REFERENCE INDEXES

FSCM	PART NUMBER	PART NUMBER INDEX STOCK NUMBER	FIG.	ITEM		
15526	RIBS6		20	2		
			23	2		
			24	2		
			35	11		
			36	19		
			37	17		
			38	2		
			40	5		
			43	6		
			47	9		
			47	12		
			48	9		
		15526	RIBS8		12	2
					19	3
					32	6
	40			2		
	41			2		
	43			9		
	43			22		
	47			2		
	48			2		
27737	RNA6905				12	22
65713	WLM22231				108	51
D8286	X0-8DIN471				97	2
65713	00.010.303				17	21
65713	00.250.0075				26	6
65713	00.250.0088				99	23
			82	2		
			82	6		
			82	16		
			82	20		
			82	3		
65713	00.250.0089		82	7		
			82	17		
			82	21		
			82	29		
			80	27		
			81	8		
65713	00.250.0119		80	24		
			80	29		
			80	25		
			80	30		
			80	43		
			80	42		
65713	00.250.0149		17	22		
			18	23		
			70	1		
65713	00.250.0152		75	22		
			75	28		
			81	9		
65713	00.250.0167		80	41		
			80	41		
			80	41		
65713	00.250.0168		80	43		
			80	42		
			17	22		
65713	00.250.0169		18	23		
			70	1		
			75	22		
65713	00.250.0170		75	28		
			81	9		
			80	41		
65713	00.250.0171		80	41		
			80	41		
			80	41		
65713	00.250.0224		80	41		
			80	41		
			80	41		
65713	00.250.0230		80	41		
			80	41		
			80	41		
65713	00.250.0256	4820-01-269-2312	80	41		

## SECTION IV

TM 5-3610-286-20P-1 CO 1

## CROSS-REFERENCE INDEXES

FSCM	PART NUMBER	PART NUMBER INDEX STOCK NUMBER	FIG.	ITEM
65713	00.250.0257	4320-01-275-2322	80	40
65713	00.250.0258		81	5
65713	00.250.0259		82	23
65713	00.250.0260		82	14
65713	00.250.0263		82	11
65713	00.250.0266		84	3
75613	00.260.0269		83	3
65713	00.250.0272		81	4
65713	00.250.0273		80	50
65713	00.250.0305		75	21
			75	27
			76	17
65713	00.250.0345		82	30
65713	00.250.0420		85	3
65713	00.250.0472		85	4
65713	00.250.0488		86	3
65713	00.250.0628		83	6
65713	00.250.0629		83	7
65713	00.270.0041	3030-01-230-0657	89	1
65713	00.500.0619		98	26
65713	00.510.0004		65	11
65713	00.510.0318		7	9
			8	14
			12	27
65713	00.510.0322		7	4
			9	2
			9	7
			71	3
65713	00.510.0421		75	3
			76	5
65713	00.520.0228		108	40
65713	00.520.0229		108	39
65713	00.520.0380		66	4
65713	00.520.0518		87	4
65713	00.520.0616		108	42
65713	00.520.0696		98	34
65713	00.520.0785		108	41
65713	00.520.1024		108	44
65713	00.520.1314		99	21
65713	00.520.1331		25	32
65713	00.520.1388		45	16
65713	00.530.0088		103	4
65713	00.530.0107		103	9
65713	00.530.0198		79	4
65713	00.530.0222		7	10
65713	00.530.0234		53	14
65713	00.530.0297		7	7
65713	00.530.0317		103	11
65713	00.530.0371		47	29
			48	29
65713	00.530.0402		51	7
65713	00.530.0410		103	12
65713	00.530.0489		103	6



## SECTION IV

## TM5-3610-286-20P-1 C01

## CROSS-REFERENCE INDEXES

FSCM	PARTNUMBER	PART NUMBER INDEX STOCKNUMBER	FIG.	ITEM
65713	00.530.0490		45	10
			51	5
			103	1
65713	00.530.198		41	4
65713	00.530.375		75	30
65713	00.540.0200		80	10
65713	00.540.0335		43	12
65713	00.540.0421		94	14
65713	00.540.0424		99	1
65713	00.540.0439		65	9
65713	00.540.0565	3610-01-256-0567	55	6
65713	00.540.0566	3610-01-256-0566	55	5
65713	00.550.0005		30	5
15526	00.550.0020		74	6
65713	00.550.0042	3110-01-143-6744	99	24
65713	00.550.0150		14	14
65713	00.550.0151	3110-00-405-9133	25	14
65713	00.550.0247		41	7
65713	00.550.0285	3610-01-256-6310	12	29A
65713	00.550.034		33	31
65713	00.550.0375		76	28
65713	00.550.0464		62	13
65713	00.550.0477	3110-01-057-9512	47	31
			48	31
65713	00.550.0649		56	26
65713	00.580.0016		65	10
65713	00.580.0017		66	2
			66	6
65713	00.580.0049		93	11
65713	00.580.0110	5330-01-280-6515	80	47
65713	00.580.0122		94	1
65713	00.580.0164	4330-01-269-4786	80	46
65713	00.580.0189	5330-01-278-6090	17	31
			18	32
			26	19
			26	25
65713	00.580.0208	5330-01-270-7206	49	17
65713	00.580.0287		97	6
65713	00.580.0292		95	18
			96	18
65713	00.580.0302		95	3
			96	3
65713	00.580.0330		25	37
65713	00.580.0516		2	5
65713	00.580.0617	5315-01-272-9827	55	8
65713	00.580.0696		1	4
65713	00.580.0746	4930-01-269-0535	108	10
65713	00.580.1518/		108	36
65713	00.580.291		98	29

## SECTION IV

## TM5-3610-286-20P-1

## CROSS-REFERENCE INDEXES

FSCM	PART NUMBER	PART NUMBER INDEX STOCK NUMBER	FIG.	ITEM
65713	00.591.0048		103	19
65713	00.591.0055		103	21
65713	00.600.0017		14	9
65713	00.600.0121		73	7
65713	00.600.0122		57	16
		4730-01-268-8243	59	12
			65	17
65713	00.600.0123		55	10
			62	17
			73	5
65713	00.600.0131		28	11
			29	17
65713	00.600.0180		73	6
65713	00.600.044		66	11
65713	00.600.124		12	3
65713	00.780.0028		104	13
65713	00.780.0091	4130-01-230-0747	103	19
65713	00.780.0092	4130-01-230-0746	103	18
65713	00.780.0114	5977-01-230-0715	87	15
65713	00.780.0115	5977-01-230-0716	87	19
65713	00.780.0185	5930-01-270-0554	5	2
			10	2
			58	2
			78	2
			100	2
65713	00.780.0279	5930-01-270-0568	100	4
			100	6
65713	00.780.0286		100	7
65713	00.780.0516		104	50
65713	00.780.0707		104	36
65713	00.780.0711		104	37
65713	00.780.0712		104	38
65713	00.780.0713		104	52
65713	00.780.0759		103	14
65713	00.780.1185	4330-01-269-0478	103	21
65713	00.780.1243		103	22
65713	00.780.1337		104	25
			106	21
65713	00.780.1406	5330-01-280-5580	103	23
65713	00.780.1475	6240-01-269-8454	104	27
			106	23
65713	00.780.1493		104	35
65713	00.780.1541	3610-01-275-2160	103	17
65713	00.780.1545	5330-01-277-9796	103	16
65713	00.780.1567		103	18
65713	00.780.1623		103	15
65713	00.780.1848		106	3
			106	28
65713	00.780.1868		104	26
			106	22
65713	00.780.1871		106	12

## SECTION IV

## TM5-3610-286-20P-1

## CROSS-REFERENCE INDEXES

FSCM	PART NUMBER	PART NUMBER INDEX STOCK NUMBER	FIG.	ITEM
65713	00.780.1948	5950-01-270-2016	104	49
65713	00.780.1976	6130-01-269-4179	104	51
65713	00.780.1997		104	48
65713	00.780.1999		104	46
65713	00.780.2000		104	47
65713	00.780.2113		104	53
65713	00.780.2290		106	7
65713	00.780.2298	5925-01-270-0547	104	45
65713	00.780.2300	5925-01-270-0550	104	44
65713	00.780.2304	5925-01-270-0548	104	42
65713	00.780.2306	5925-01-270-0549	104	43
65713	00.780.2310		106	9
65713	00.780.2314	5930-01-270-0606	106	8
65713	00.780.2316	5930-01-270-0629	106	14
65713	00.780.2317	5930-01-270-0585	106	4
65713	00.780.2318	5930-01-270-0590	106	25
65713	00.780.2319	5930-01-270-0589	106	24
65713	00.780.2322	5930-01-270-0591	106	5
65713	00.780.2327		106	30
65713	00.780.2328	5930-01-270-0587	106	6
65713	00.780.2331	5930-01-270-0586	106	29
65713	00.780.2332	5930-01-270-0588	106	13
65713	00.780.2345		104	39
65713	00.780.2349		104	40
65713	00.780.0854	5120-01-270-1585	108	32
65713	01.001.009	5360-01-270-3661	33	18
			34	28
			36	11
65713	01.002.077		33	21
			36	25
65713	01.008.040F		13	24
65713	01.011.049		25	49
65713	01.012.012		65	12
65713	01.014.01603A	5360-01-270-8305	70	8
65713	01.015.038		15	22
			15	52
			16	25
65713	01.015.067		15	23
			15	54
			16	26
			16	51
65713	01.901.028		23	16
			65	13
65713	02.001.00901A	5360-01-270-8300	49	13
65713	02.017.022		11	5
65713	02.020.014	5360-01-270-8302	55	16
65713	03.004.063	5360-01-270-8297	46	20
65713	03.008.019	3610-01-256-6333	108	28
			108	29
65713	03.010.024		71	25
65713	03.010.056F		34	19

## SECTION IV

## TM5-3610-286-20P-1

## CROSS-REFERENCE INDEXES

FSCM	PART NUMBER	PART NUMBER INDEX STOCK NUMBER	FIG.	ITEM
65713	03.010.056F		35	12
			36	24
			37	19
65713	03.010.057		23	5
			24	6
			35	15
			36	23
			37	18
65713	03.010.066		23	15
65713	03.010.071		15	16
			16	16
			17	10
			18	10
			33	10
			35	23
			37	9
			69	7
65713	03.010.094		69	2
65713	03.010.118		11	2
65713	03.010.121		11	3
65713	03.010.141		22	15
65713	03.010.144		28	2
			29	2
65713	03.010.199		23	6
			24	14
			33	17
			34	27
			36	10
65713	03.012.062	5360-01-270-7190	90	5
65713	03.012.066		23	7
			24	9
65713	03.013.083		33	9
			49	12
65713	03.015.07301	5360-01-270-8296	38	6
15526	03.019.058		8	12
65713	03.021.059		60	10
65713	03.022.039		53	8
65713	03.024.021		108	50
65713	03.024.062	4930-01-269-2324	108	11
65713	03.102.003		62	8
65713	03.731.0005	5360-01-271-6371	45	18
65713	03024006	5120-01-274-2531	108	9
65713	03024021	5120-01-271-6254	108	14
65713	04.004.040		80	2
65713	04.009.031		21	2
65713	04.010.075		33	20
			34	20
			35	13
			36	26
65713	04.010.091	3020-01-268-8250	25	35
			25	40

## SECTION IV

## TM5-3610-286-20P-1

## CROSS-REFERENCE INDEXES

FSCM	PART NUMBER	PART NUMBER INDEX STOCK NUMBER	FIG.	ITEM
65713	04.010.093		25	27
65713	04.010.094		7	11
65713	04.010.097		25	31
65713	04.010.098		25	38
65713	04.010.099		25	26
65713	04.010.103		25	29
65713	04.010.111		25	33
65713	04.010.182		98	14
65713	04.011.011		74	7
65713	04.011.013		74	5
65713	04.012.034		71	12
65713	04.012.036	5360-01-278-7595	98	15
65713	04.012.099	5360-01-270-3659	15	19
			16	27
			17	15
			18	15
65713	04.014.017		57	15
65713	04.014.022		14	3
65713	04.015.120		62	14
65713	04.016.023		28	6
			29	14
65713	04.016.028		27	11
65713	04.018.016	5360-01-270-8301	53	12
65713	04.019.025		47	26
			48	26
			61	5
65713	04.020.050		57	5
65713	04.020.055		30	2
			70	3
			70	26
			74	2
65713	04.024.061	4930-01-269-2320	108	12
65713	05.019.084	5360-01-271-6368	34	16
			35	9
65713	06.008.017F	3610-01-256-6311	11	14
65713	07.011.011A	5360-01-270-5401	11	19
65713	07.011.027F		73	9
65713	08.008.030		8	3
65713	08.021.037		7	22
65713	08.024.040		108	5
65713	08.230.010		1	2
65713	08024020	5120-01-271-6256	108	23
65713	09.014.036	3610-01-270-1456	55	12
65713	09.024.010		108	27
65713	09.024.015	3610-01-257-5749	108	1
65713	09.030.066	5340-01-277-6178	108	31
65713	09.455.214F		43	16
65713	09024001	5120-01-274-2530	108	7
65713	09024010	5120-01-274-2532	108	17
15526	1-M1.5X24		24	19
			24	26

**SECTION IV**

**TM5-3610-286-20P-1**

CROSS-REFERENCE INDEXES

FSCM	PART NUMBER	PART NUMBER INDEX STOCK NUMBER	FIG.	ITEM
15526	1-M3X60		40	11
			65	1
			80	13
			96	16
			98	22
15526	1-M4X70		22	1
			70	44
15526	1-M6X120		33	1
			56	21
			60	2
			64	2
			70	18
			70	28
			73	3
			88	10
			40	21
			56	19
15526	1-M8X120		74	3
			75	16
			75	24
			76	16
			76	23
			23	23
			25	43
			11	22
			46	17
			46	10
65713	10.004.6399		23	20
65713	10.406.0199		49	5
65713	10.424.2199		49	2
65713	10.458.0399		24	10
65713	10.466.1229		59	5
65713	10.466.2100		2	4
65713	10.466.2200		45	23
65713	10.466.2499		99	16
65713	10.466.3999		106	15
65713	10.466.7299		106	20
65713	10.466.7499		106	17
65713	10.466.7500		106	19
65713	10.466.7700		106	18
65713	10.486.1700		60	9
65713	10.486.3100		69	1
65713	10.493.1800		15	14
65713	10.493.1900		16	14
D8286	10X1DIN471	5365-12-156-4413	17	8
D8286	12X1DIN471	5365-12-156-4445	18	8
			33	11
			34	4
			35	16
			36	4
			37	2

## SECTION IV

## TM5-3610-286-20P-1

## CROSS-REFERENCE INDEXES

FSCM	PART NUMBER	PART NUMBER INDEX STOCK NUMBER	FIG.	ITEM
D8286	12X1DIN471	5365-12-156-4445	61	12
15526	125-16		7	13
15526	125-24		7	2
15526	125-8		6	14
97403	13211E3370		63	9
97403	13214E0680		63	4
97403	13226E7833-1		3	9
97403	13226E7837		104	17
97403	13226E7847		104	23
97403	13226E7848		104	24
97403	13226E7851		92	13
97403	13226E7910		104	14
97403	13226E7914		63	3
97403	13226E7915		3	1
97403	13226E7917		3	14
97403	13226E7917-1		3	15
97403	13226E7918		3	6
97403	13226E7933		63	7
97403	13226E7960		92	5
97403	13226E7975		3	17
97403	13227E5691		104	29
97403	13227E5699		92	6
97403	13227E5700		92	10
97403	13227E5709		6	6
97403	13227E5711		92	11
97403	13227E5713		4	6
97403	13227E5714		4	5
97403	13227E5715		4	3
97403	13227E5716		4	1
97403	13227E5720		104	28
97403	13227E5726-7		8	10
97403	13227E6266		106	16
15526	137-12		40	8
15526	137-6		23	17
65713	14.008.005F	3610-01-256-6309	12	19
65713	14.014.013F	3610-01-230-0672	90	8
65713	14.014.044		54	11
			54	15
			54	19
			54	23
		3610-01-256-6331	108	19
65713	14.014.046F	3610-01-230-0671	90	9
65713	14.090.049		99	3
15526	1476-3X4		6	7
D2530	2042.1		107	1
65713	2046.607		105	3
65713	22.010.215		16	23
65713	23.010.021		25	19
65713	23.010.064		25	24
65713	23.010.097		91	20
65713	23.010.215		15	27

## SECTION IV

## TM5-3610-286-20P-1

## CROSS-REFERENCE INDEXES

FSCM	PART NUMBER	PART NUMBER INDEX STOCK NUMBER	FIG.	ITEM
65713	23.010.215		15	51
			16	50
			17	5
			18	5
			34	22
65713	23.010.301		35	17
			37	3
65713	24.010.085		27	8
			98	17
65713	24.010.086		27	5
65713	24.010.302B	5360-01-270-5403	27	6
65713	24.012.018		75	18
			76	19
65713	26.008.024		11	4
65713	26.017.051	5360-01-270-2997	60	17
71286	26S13C9		63	5
65713	27.005.034		98	31
65713	27.010.074		30	8
65713	27.010.077		30	6
65713	27.011.033		73	8
65713	27.012.022		70	12
			70	38
65713	27.012.023		70	14
			70	39
65713	27.012.024		70	13
			70	41
65713	27.013.023		24	28
65713	27.013.023B	5360-01-270-5402	23	25
			24	21
65713	27.013.027		66	10
65713	27.013.028		66	5
65713	27.013.029		65	7
65713	27.013.049F		65	19
65713	27.013.075		64	15
65713	27.013.078		65	15
65713	27.013.079		65	14
65713	27.013.080		65	16
65713	27.016.119		93	7
65713	27.017.153		60	14
65713	27.022.018		46	15
65713	27.022.056		46	35
65713	27.022.236		7	6
			9	4
			71	4
65713	27.023.019		27	9
65713	27.024.005	3610-01-257-5752	108	26
65713	27.080.037	3610-01-256-6308	12	17
65713	28.008.024		25	45
65713	28.008.025		25	46
65713	28.008.027		25	41
65713	28.008.029		25	15



## SECTION IV

## TM5-3610-286-20P-1

## CROSS-REFERENCE INDEXES

FSCM	PART NUMBER	PART NUMBER INDEX STOCK NUMBER	FIG.	ITEM
65713	28.008.030		25	48
65713	28.010.374	5360-01-270-3662	71	13
65713	32.056.107		45	15
65713	36.004.044		80	9
65713	36.008.025		11	20
65713	36.010		60	5
65713	4.47.05-2		6	8
65713	41.012.046F		76	27
65713	41.015.087		51	9
			56	28
65713	41.015.118		51	15
			56	29
65713	41.015.142		62	22
65713	41.015.143		62	18
65713	41.015.146	3020-01-268-8257	62	16
65713	41.015.147		62	19
65713	41.017.124		102	5
65713	41.018.001		51	8
65713	41.030.076		25	4
65713	44.010.530		33	12
			34	5
			37	20
65713	46.355.108		43	11
65713	47.005.041		70	23
65713	47.006.116		90	11
65713	47.014.011		55	4
65713	47.014.012		55	17
65713	47.014.013		55	15
65713	47.014.015		55	7
65713	47.016.088		93	10
65713	47.016.180		93	15
65713	47.016.182		93	18
65713	47.016.183		93	16
65713	47.017.118		7	5
65713	47.018.106	3610-01-270-1440	51	12
15526	471-11		73	15
15526	471-16		33	32
			38	5
15526	471-18		30	1
			70	2
			74	1
15526	471-23		53	7
15526	471-30X1.5		22	16
			28	1
			29	1
			59	13
15526	471-52		34	1
			36	1
15526	472-23		7	1
65713	49.065.228		53	6
65713	49006544F	5120-01-271-6255	108	18

## SECTION IV

## TM5-3610-286-20P-1

## CROSS-REFERENCE INDEXES

FSCM	PART NUMBER	PART NUMBER INDEX STOCK NUMBER	FIG.	ITEM
65713	53.27-02		6	9
15526	5401-6		15	10
			15	38
			16	9
			16	38
15526	551-6X5		17	12
			17	20
			18	12
			18	20
15526	551-6X6		27	1
65713	58.012.152		68	3
65713	58.021.012S		6	15
65713	58.021.052		6	13
65713	58.022.007		46	14
65713	58.022.077		46	3
65713	58.022.078		46	11
65713	58.022.319		46	19
65713	66.002.005		82	31
65713	66.002.006		80	49
65713	66.002.009		82	27
65713	66.002.199		80	26
65713	66.002.199/K01	4710-01-276-5921	80	23
65713	66.002.200		80	31
65713	66.002.200/K01	4710-01-268-8332	80	28
65713	66.002.201		81	1
65713	66.002.203		81	3
65713	66.002.204		82	22
65713	66.002.204/K01		82	19
65713	66.002.205		82	4
65713	66.002.205F/K01		82	1
65713	66.002.206		82	8
65713	66.002.206/K03		82	5
65713	66.002.207		82	18
65713	66.002.207/K01		82	15
65713	66.002.208/K01	4710-01-268-8303	80	5
65713	66.002.209/K01		84	4
65713	66.002.215		83	4
65713	66.002.515		83	5
65713	66.002.516		86	4
65713	66.004.001		80	22
65713	66.004.001/K01		80	4
65713	66.004.005		80	17
65713	66.004.007		80	14
65713	66.004.008		80	38
65713	66.004.009		88	3
65713	66.004.010	5330-01-270-3670	80	55
65713	66.004.011F		80	54
65713	66.004.012	3020-01-268-8262	80	16
65713	66.004.013		88	11
65713	66.004.014		80	6
65713	66.004.017		80	39

## SECTION IV

## TM5-3610-286-20P-1

## CROSS-REFERENCE INDEXES

FSCM	PART NUMBER	PART NUMBER INDEX STOCK NUMBER	FIG.	ITEM
65713	66.004.018		88	7
65713	66.004.019		80	21
65713	66.004.020		80	3
65713	66.006.030		79	3
65713	66.007.005		43	14
65713	66.007.007		43	19
65713	66.007.009	5360-01-271-6370	43	18
65713	66.007.010		43	17
			43	23
65713	66.007.011		40	20
65713	66.007.012		40	9
65713	66.007.016		40	6
			40	12
65713	66.007.017		40	13
65713	66.007.017/K01		40	10
65713	66.007.018		40	3
65713	66.007.020		40	19
65713	66.007.022		40	18
65713	66.007.026	3110-01-271-6458	79	6
65713	66.007.030		41	3
65713	66.007.050F		42	1
65713	66.008.001F	3610-01-256-0562	12	30
65713	66.008.006		12	15
			12	21
65713	66.008.007		12	23
65713	66.008.008		12	10
65713	66.008.009/K01	3610-01-261-6472	25	8
65713	66.008.010		25	21
65713	66.008.011		11	23
65713	66.008.011/K02		11	6
65713	66.008.012		11	10
65713	66.008.013		11	8
65713	66.008.014		25	13
65713	66.008.016		25	22
65713	66.008.017		11	9
65713	66.008.020		11	24
65713	66.008.025		7	8
65713	66.008.030		11	16
65713	66.008.035		12	13
65713	66.009.015F/K01		26	11
65713	66.009.020		26	3
			32	3
65713	66.009.021	3040-01-269-9406	26	4
			32	4
65713	66.009.221F	3610-01-256-0556	9	6
65713	66.009.223		9	8
65713	66.009.224		9	9
65713	66.010.003		13	20
65713	66.010.003/K01		13	12
65713	66.010.004		13	10
65713	66.010.004/K01		13	2

## SECTION IV

## TM5-3610-286-20P-1

## CROSS-REFERENCE INDEXES

FSCM	PART NUMBER	PART NUMBER INDEX STOCK NUMBER	FIG.	ITEM
65713	66.010.005		27	16
65713	66.010.006		27	17
65713	66.010.007		27	10
65713	66.010.007/K03		27	4
65713	66.010.008		27	12
65713	66.010.010		26	7
			32	7
65713	66.010.011F		13	16
65713	66.010.012		12	6
65713	66.010.012/K02	3610-01-256-0563	12	4
65713	66.010.0123F		11	1
65713	66.010.014		9	1
			84	5
65713	66.010.015		82	28
65713	66.010.015/K01		82	24
65713	66.010.016		9	16
65713	66.010.019		17	30
			18	31
			26	17
			26	23
65713	66.010.019/K01		26	16
			26	22
65713	66.010.022		35	20
			37	6
65713	66.010.023F		13	6
65713	66.010.044		28	15
65713	66.010.045		28	17
65713	66.010.046		28	7
			29	15
65713	66.010.048		26	15
65713	66.010.048/K01		26	14
65713	66.010.049		26	21
65713	66.010.049/K01		26	20
65713	66.010.055	3040-01-269-9453	19	5
65713	66.010.056	3040-01-269-9452	19	4
65713	66.010.061		22	18
			29	6
65713	66.010.062	5360-01-230-0739	22	9
			28	16
			56	7
65713	66.010.063		22	12
65713	66.010.064		22	21
65713	66.010.067		22	11
65713	66.010.070		22	2
65713	66.010.078		28	10
65713	66.010.078/K03	3110-01-261-6473	28	3
65713	66.010.080		29	16
65713	66.010.080/K03	3110-01-261-6474	29	4
65713	66.010.083		28	13
			29	19
65713	66.010.087		29	12

## SECTION IV

## TM5-3610-286-20P-1

## CROSS-REFERENCE INDEXES

FSCM	PART NUMBER	PART NUMBER INDEX STOCK NUMBER	FIG.	ITEM
65713	66.010.088F		22	22
65713	66.010.091		13	3
			13	13
65713	66.010.109		22	10
65713	66.010.114		26	9
		3610-01-256-0550	32	9
65713	66.010.116	3020-01-268-8249	20	3
65713	66.010.117	3020-01-268-8251	19	7
65713	66.010.118	3020-01-268-8252	20	5
65713	66.010.119	3020-01-268-8253	21	5
65713	66.010.121		21	8
65713	66.010.146		12	18
65713	66.010.165		22	20
			29	8
65713	66.010.166		22	6
			22	7
			29	9
65713	66.010.182		22	13
65713	66.010.187		28	9
65713	66.010.192		13	21
65713	66.010.193		13	22
65713	66.010.299		15	18
65713	66.010.299/K01	3610-01-256-6316	15	2
65713	66.010.299/K02		15	13
65713	66.010.300		16	19
65713	66.010.300/K02	3610-01-256-6317	16	2
65713	66.010.300/K03		16	13
65713	66.010.301		17	27
			18	28
65713	66.010.301/K01		17	26
			18	27
65713	66.010.302		15	56
			16	53
65713	66.010.303/K01	3040-01-256-6363	17	2
65713	66.010.303/K02		17	18
65713	66.010.304		18	21
65713	66.010.304/K02	3040-01-256-6364	18	2
65713	66.010.304/K03		18	18
65713	66.010.305		17	13
65713	66.010.305/K01		17	7
65713	66.010.306		18	13
65713	66.010.306/K01		18	7
65713	66.010.307		15	30
			16	15
65713	66.010.308		15	47
			16	46
65713	66.010.309		15	44
65713	66.010.309/K01	3610-01-256-6318	15	31
65713	66.010.309/K02		15	43
65713	66.010.310		16	44
65713	66.010.310/K02	3040-01-256-6365	16	31

## SECTION IV

## TM5-3610-286-20P-1

## CROSS-REFERENCE INDEXES

FSCM	PART NUMBER	PART NUMBER INDEX STOCK NUMBER	FIG.	ITEM
65713	66.010.310/K03		16	43
65713	66.010.311		18	14
65713	66.010.314		15	7
			15	36
			16	7
			16	36
65713	66.010.315		15	5
			15	34
			16	6
			16	35
65713	66.010.316		17	25
			18	26
65713	66.010.317		15	6
			15	35
			16	5
			16	34
65713	66.010.318		15	12
			15	41
			16	12
			16	41
65713	66.010.319		15	4
			15	33
			16	4
			16	33
65713	66.010.320		15	45
			16	45
			17	19
			18	19
65713	66.010.322	3610-01-270-1434	15	11
			15	40
			16	11
			16	40
65713	66.010.324		15	20
			16	29
			17	17
			18	17
65713	66.010.326		15	53
65713	66.010.328		18	22
65713	66.010.329		17	14
65713	66.010.343		17	32
			18	33
65713	66.010.345F		15	28
			15	50
			16	22
			16	49
			17	6
			18	6
65713	66.010.348		17	23
			18	24
			21	3
65713	66.010.349		15	29

## SECTION IV

## TM5-3610-286-20P-1

## CROSS-REFERENCE INDEXES

FSCM	PART NUMBER	PART NUMBER INDEX STOCK NUMBER	FIG.	ITEM
65713	66.010.349		15	46
			16	30
			17	24
			18	25
65713	66.010.355		23	9
			23	19
			24	12
65713	66.010.356		23	8
			23	18
			24	11
65713	66.010.357		23	14
65713	66.010.357/K01		23	12
65713	66.010.358		23	4
			24	5
65713	66.010.359		23	10
65713	66.010.360		23	11
			24	15
65713	66.010.361		24	13
65713	66.010.361/K01		24	3
65713	66.010.363		23	26
			24	22
			24	29
65713	66.010.364		24	30
65713	66.010.364/K01		24	24
65713	66.010.365		23	27
65713	66.010.365/K01		23	21
65713	66.010.367		24	23
65713	66.010.367/K01		24	17
65713	66.010.368		23	24
			24	20
			24	27
65713	66.010.372		25	6
65713	66.010.372/K02		25	5
65713	66.010.401		14	11
65713	66.010.404		20	7
65713	66.010.405		14	12
65713	66.010.405/K01	3610-01-256-6312	14	4
65713	66.010.405/K02		14	10
65713	66.010.406		14	7
65713	66.010.503F		22	23
65713	66.010.509F		16	37
65713	66.010.509F/K01		16	32
65713	66.010.511F		16	8
65713	66.010.511F/K01		16	3
65713	66.010.513F		15	8
65713	66.010.513F/K01		15	3
65713	66.010.514F		15	37
65713	66.010.514F/K01		15	32
65713	66.011.002		73	4
65713	66.012.005F		70	35
65713	66.012.005F/K03		70	27

## SECTION IV

## TM5-3610-286-20P-1

## CROSS-REFERENCE INDEXES

FSCM	PART NUMBER	PART NUMBER INDEX STOCK NUMBER	FIG.	ITEM
65713	66.012.005F/K04		70	9
65713	66.012.006		74	9
65713	66.012.007	3040-01-269-9429	70	34
65713	66.012.008		70	22
65713	66.012.008/K01		70	10
65713	66.012.009		70	43
65713	66.012.009/K03		70	36
65713	66.012.011		71	18
			74	12
65713	66.012.012		71	19
65713	66.012.014		74	11
65713	66.012.015		70	6
65713	66.012.016		70	7
			71	14
65713	66.012.018		74	13
65713	66.012.019		71	22
65713	66.012.021		70	48
65713	66.012.024F		70	30
65713	66.012.027		69	6
65713	66.012.027/K02		69	3
65713	66.012.028		70	29
65713	66.012.034		75	12
			75	26
			76	12
			76	26
65713	66.012.036		71	16
65713	66.012.037		71	10
65713	66.012.038		71	15
65713	66.012.039		71	11
65713	66.012.045F		76	22
65713	66.012.045F/K03		76	18
65713	66.012.047F	3110-01-256-0570	75	29
65713'	66.012.048F		75	23
65713	66.012.048F/K03		75	17
65713	66.012.050		75	19
			76	20
65713	66.012.053		75	9
			76	8
65713	66.012.053/K01		75	8
			76	7
65713	66.012.054		75	6
			76	6
65713	66.012.055		75	10
			76	9
65713	66.012.056		75	5
			76	3
65713	66.012.062		7	15
			9	3
			71	5
65713	66.012.062/K01		71	2
65713	66.012.073		68	24



## SECTION IV

## TM5-3610-286-20P-1

## CROSS-REFERENCE INDEXES

FSCM	PART NUMBER	PART NUMBER INDEX STOCK NUMBER	FIG.	ITEM
65713	66.012.074		68	14
65713	66.012.0741K01		68	13
65713	66.012.075		68	10
65713	66.012.076		75	7
			76	10
65713	66.012.076/K01	3610-01-256-6326	75	1
			76	1
65713	66.012.081		64	9
65713	66.012.081/K03		64	5
65713	66.012.082		71	6
65713	66.012.083		68	18
65713	66.012.092		73	11
65713	66.012.093		30	7
65713	66.012.106	5360-01-271-6367	30	11
65713	66.012.107		30	13
65713	66.012.109		73	13
65713	66.012.125		30	10
65713	66.012.132		64	7
			70	19
			70	45
65713	66.012.133		68	21
65713	66.012.134		68	17
65713	66.012.135		60	19
65713	66.012.167		72	10
65713	66.012.169		72	4
65713	66.012.171	5360-01-270-2998	72	1
65713	66.012.173		70	49
65713	66.013.009/K05		65	8
65713	66.013.021		64	11
65713	66.013.024		66	7
65713	66.013.025		66	3
65713	66.013.026		66	9
65713	66.013.035		67	10
65713	66.013.043F		64	16
65713	66.013.043F/K01		64	3
65713	66.013.044F		64	17
65713	66.013.046		64	18
65713	66.014.003F		55	18
65713	66.014.003F/K01		55	9
65713	66.014.013		59	26
65713	66.014.013/K01		59	25
65713	66.014.021		90	14
65713	66.014.023		59	22
65713	66.014.028		59	16
65713	66.014.028/K10		59	2
65713	66.014.033		67	8
			88	12
65713	66.014.040		90	17
65713	66.014.062		61	10
65713	66.014.065		61	14
65713	66.014.066		61	15

## SECTION IV

## TM5-3610-286-20P-1

## CROSS-REFERENCE INDEXES

FSCM	PART NUMBER	PART NUMBER INDEX STOCK NUMBER	FIG.	ITEM
65713	66.014.067F		61	8
65713	66.014.071		61	9
65713	66.014.071/K01	3610-01-256-0568	61	1
65713	66.014.100		54	24
65713	66.014.101		54	4
65713	66.014.102		54	22
65713	66.014.102/K01		54	20
65713	66.014.103		54	18
65713	66.014.103/K01		54	16
65713	66.014.106		54	10
65713	66.014.106/K01		54	8
65713	66.014.107		54	14
65713	66.014.107/K01		54	12
65713	66.014.110		90	6
65713	66.014.111F		90	4
65713	66.014.112		90	2
65713	66.014.115		90	7
65713	66.014.125		52	3
65713	66.014.130F		54	6
65713	66.015.057		8	4
65713	66.015.059		57	8
65713	66.015.060		57	21
65713	66.015.061		57	20
65713	66.015.062		56	24
65713	66.015.062/K01		56	23
65713	66.015.063		57	19
65713	66.015.065		57	14
65713	66.015.083		57	17
65713	66.015.083F		56	20
65713	66.015.086		57	4
65713	66.015.088		56	27
65713	66.015.088/K01		56	25
65713	66.015.089		56	22
65713	66.015.098		56	18
65713	66.015.100		56	17
65713	66.015.103		56	10
65713	66.015.104		56	11
65713	66.015.105		53	11
65713	66.015.106		56	16
65713	66.015.107		53	18
65713	66.015.107/K01		53	13
65713	66.015.108		53	19
65713	66.015.109		53	9
65713	66.015.113F		53	3
65713	66.015.113F/K01		53	1
65713	66.015.114F		53	24
65713	66.015.114F/K01		53	22
65713	66.015.116		60	6
65713	66.015.1161K01		60	3
65713	66.015.117		60	21
65713	66.015.118		56	8

## SECTION IV

## TM5-3610-286-20P-1

## CROSS-REFERENCE INDEXES

FSCM	PART NUMBER	PART NUMBER INDEX STOCK NUMBER	FIG.	ITEM
65713	66.015.121		53	21
65713	66.015.122		60	20
65713	66.015.127		60	13
65713	66.015.127/K01		60	8
65713	66.015.128F		60	22
65713	66.015.129		59	15
65713	66.015.131		60	11
65713	66.015.135		60	7
65713	66.015.150		56	12
65713	66.015.151		56	6
65713	66.015.152		56	5
65713	66.015.200/K01	3010-01-275-2362	57	11
65713	66.015.213		57	3
65713	66.016.101		99	25
65713	66.016.101/K02	3010-01-261-6526	99	4
65713	66.016.102		99	20
65713	66.016.118		99	17
65713	66.016.120		99	6
65713	66.016.127		99	8
65713	66.016.148		87	5
65713	66.016.218		93	6
65713	66.016.220		93	20
65713	66.016.300/K01	3610-01-261-6477	98	1
65713	66.016.301		98	10
65713	66.016.301/K01		98	7
65713	66.016.302		98	47
65713	66.016.303		98	30
65713	66.016.303/K01		98	28
65713	66.016.303/K02		98	21
65713	66.016.304		98	36
65713	66.016.304/K01		98	35
65713	66.016.304/K02		98	33
65713	66.016.305		98	27
65713	66.016.305/K01		98	24
65713	66.016.306		98	41
65713	66.016.306/K01		98	40
65713	66.016.307		98	23
			98	39
65713	66.016.308		98	11
65713	66.016.309		91	8
			98	44
65713	66.016.310		98	16
65713	66.016.311		98	6
65713	66.016.312	3110-01-278-6051	98	5
65713	66.016.314		98	20
65713	66.016.420		93	21
65713	66.016.420/K02	3040-01-261-6476	93	2
65713	66.016.421		93	17
65713	66.016.422		93	13
65713	66.017.128	3020-01-270-4435	101	5
65713	66.017.149		104	34

## SECTION IV

## TM5-3610-286-20P-1

## CROSS-REFERENCE INDEXES

FSCM	PART NUMBER	PART NUMBER INDEX		FIG.	ITEM
			STOCK NUMBER		
65713	66.017.183			101	9
65713	66.020.101F			91	19
65713	66.020.104F			91	2
65713	66.020.106			91	17
65713	66.020.108F		3610-01-230-0667	91	11
65713	66.020.110/C		5360-01-271-6331	91	5
65713	66.020.113F			91	7
65713	66.020.118F			91	6
65713	66.020.119F		3610-01-230-0668	91	12
65713	66.020.128F			91	10
65713	66.020.136F			91	3
65713	66.020.139			91	22
65713	66.020.140			91	23
65713	66.020.141		5360-01-271-6385	91	21
65713	66.020.200/K01			91	15
65713	66.023.007			59	3
65713	66.024.003		3610-01-256-6330	108	8
65713	66.024.010		3610-01-256-6332	108	24
65713	66.024.011			108	21
65713	66.024.012		3610-01-257-5750	108	6
65713	66.024.017		3610-01-257-5751	108	25
65713	66.024.023			108	16
65713	66.028.000/K01			94	2
65713	66.028.005F			94	9
65713	66.028.006			94	18
65713	66.028.007			94	15
65713	66.028.008			94	16
65713	66.028.009		5340-01-230-0773	94	11
65713	66.028.010		5360-01-230-0737	94	12
65713	66.028.011/K01			94	19
65713	66.028.014			97	7
65713	66.028.031F			97	4
65713	66.028.031F/K01			97	1
65713	66.028.033			97	5
65713	66.028.034			97	16
65713	66.028.034/K01			97	8
65713	66.028.035			97	13
65713	66.028.045			97	11
65713	66.028.046			95	12
65713	66.028.046/01B		3610-01-269-2719	95	2
65713	66.028.047			95	13
				96	13
65713	66.028.049			95	17
				96	17
65713	66.028.051			95	10
				96	10
65713	66.028.053		5360-01-278-5025	95	19
				96	19
65713	66.028.055			95	6
				96	6
65713	66.028.056			96	12

## SECTION IV

## TM5-3610-286-20P-1

## CROSS-REFERENCE INDEXES

FSCM	PART NUMBER	PART NUMBER INDEX STOCK NUMBER	FIG.	ITEM
65713	66.028.056/01B		96	2
65713	66.028.058F		97	17
65713	66.028.075F		94	21
65713	66.028.117F		94	3
65713	66.028.120	4720-01-268-8281	94	5
65713	66.028.121	4720-01-230-0762	97	18
65713	66.028.122		95	1
		4720-01-230-0761	96	1
65713	66.028.126		95	11
			96	11
65713	66.028.130		100	5
65713	66.028.313	4720-01-268-8279	94	4
65713	66.028.314	4720-01-268-8280	94	20
65713	66.028.401	3610-01-230-0664	94	10
			95	20
			96	20
65713	66.028.402	3610-01-230-0663	95	20
			96	20
65713	66.028.403	3610-01-230-0662	95	20
			96	20
65713	66.028.404	3610-01-230-0661	95	20
			96	20
65713	66.028.405	5340-01-230-0770	95	20
			96	20
65713	66.030.002		36	14
65713	66.030.002/K01	3610-01-256-0551	36	3
65713	66.030.002/K02		36	13
65713	66.030.003		37	11
65713	66.030.003/K01	3610-01-256-0552	37	1
65713	66.030.004		34	7
65713	66.030.004/K01	3610-01-256-0548	34	3
65713	66.030.004/K02		34	6
65713	66.030.005		35	4
65713	66.030.005/K01	3610-01-256-0549	35	1
65713	66.030.006		37	14
65713	66.030.007	3110-01-271-6351	35	7
65713	66.030.007YK01		35	5
65713	66.030.009		34	2
			36	2
65713	66.030.010	3110-01-271-6352	36	17
65713	66.030.011	3110-01-271-6354	34	14
65713	66.030.011/K01		34	12
65713	66.030.012F		34	15
			35	8
65713	66.030.015		33	19
			34	29
			36	12
65713	66.030.015/K01		33	13
			34	23
			36	6
65713	66.030.016		33	16

## SECTION IV

## TM5-3610-286-20P-1

## CROSS-REFERENCE INDEXES

FSCM	PART NUMBER	PART NUMBER INDEX STOCK NUMBER	FIG.	ITEM
65713	66.030.016		34	26
			36	9
65713	66.030.017		33	7
65713	66.030.017/K01		33	3
65713	66.030.018		35	22
			37	8
65713	66.030.018/K01		35	18
			37	4
65713	66.030.019		33	15
			34	25
			36	8
65713	66.030.020		33	5
65713	66.030.021		34	8
			36	15
65713	66.030.023		35	24
			37	10
65713	66.030.029		33	6
65713	66.030.030	5360-01-271-6369	35	21
			37	7
65713	66.030.033		35	19
			37	5
65713	66.030.035		39	16
65713	66.030.042		33	26
65713	66.030.042/K01		33	23
65713	66.030.043		33	30
65713	66.030.043/K01		33	27
65713	66.030.046		34	9
			36	18
65713	66.030.047		39	5
65713	66.030.048		39	13
65713	66.030.049		39	12
65713	66.030.050		39	11
65713	66.030.055		38	3
65713	66.030.056		15	17
			16	17
			17	11
			18	11
			33	24
			33	28
65713	66.030.058	5360-01-270-3660	33	8
65713	66.030.059		38	7
65713	66.030.059/K01		38	4
65713	66.030.066		31	3
65713	66.030.082		7	14
65713	66.030.091		1	3
65713	66.030.092		2	2
65713	66.030.092/K01		2	1
65713	66.030.093F		2	3
65713	66.030.094		1	5
65713	66.030.094/K01		1	1
65713	66.030.095		2	6

## SECTION IV

## TM5-3610-286-20P-1

## CROSS-REFERENCE INDEXES

FSCM	PART NUMBER	PART NUMBER INDEX STOCK NUMBER	FIG.	ITEM
65713	66.030.101F	3610-01-257-5754	108	37
65713	66.030.201F		33	22
65713	66.030.201F/K01		33	2
65713	66.030.202F		39	4
65713	66.030.202F/K01		39	3
65713	66.033.009		81	10
65713	66.033.020		77	5
65713	66.033.021/K01		77	7
65713	66.033.023		77	4
65713	66.033.023/K01		77	1
65713	66.033.028		77	3
65713	66.033.030		77	6
65713	66.033.050		9	15
65713	66.033.051		9	14
65713	66.068.018		54	1
			103	8
65713	66.068.019		51	6
			103	3
65713	66.068.028		103	2
65713	66.068.031	4720-01-230-0757	103	5
65713	66.068.035	4720-01-230-0755	103	7
65713	66.068.100		51	11
65713	66.068.100/K01		51	10
65713	66.068.100/K02		51	3
65713	66.068.104		51	16
65713	66.068.105	5330-01-271-6392	51	14
65713	66.068.106	5330-01-271-6393	51	13
65713	66.071.035		8	8
65713	66.071.036		7	18
65713	66.071.040		63	6
65713	66.071.045		8	13
65713	66.071.055		63	10
65713	66.071.057		63	11
65713	66.071.075		7	16
65713	66.072.003		48	32
65713	66.072.003/K01		48	5
65713	66.072.004		47	32
65713	66.072.004/K01		47	5
65713	66.072.005		47	30
			48	30
65713	66.072.005/K03		47	24
			48	24
65713	66.072.006		47	23
			48	23
65713	66.072.008		46	32
65713	66.072.008/K01		46	28
65713	66.072.009		46	36
65713	66.072.009/K01		46	33
65713	66.072.010		67	4
65713	66.072.019		46	30
65713	66.072.035		49	10

## SECTION IV

## TM5-3610-286-20P-1

## CROSS-REFERENCE INDEXES

FSCM	PART NUMBER	PART NUMBER INDEX STOCK NUMBER	FIG.	ITEM
65713	66.072.038	5355-01-274-7705	49	7
65713	66.072.039	5355-01-275-2696	49	4
65713	66.072.042		49	3
65713	66.072.043		49	6
65713	66.072.044		49	8
65713	66.072.045		49	16
65713	66.072.046		49	15
65713	66.072.091		46	22
			46	24
65713	66.072.092		50	4
65713	66.072.101		50	10
			50	17
			50	24
65713	66.072.102		50	11
65713	66.072.102/K01		50	8
65713	66.072.103		50	5
			50	12
			50	19
65713	66.072.104		50	18
65713	66.072.104/K01		50	15
65713	66.072.107		50	25
65713	66.072.107/K01		50	22
65713	66.072.10801B	5360-01-280-6499	50	1
65713	66.072.112	5315-01-270-2622	45	3
65713	66.072.113	5315-01-270-2623	45	4
65713	66.072.11401	5360-01-270-7194	45	1
65713	66.072.115-119		47	33
			48	33
65713	66.072.125	3610-01-270-1438	47	7
			48	7
65713	66.072.132		47	25
			48	25
65713	66.072.140		47	14
			48	14
65713	66.072.141		47	10
			48	10
65713	66.072.142		47	4
65713	66.072.143		48	4
65713	66.072.148	5365-01-270-7255	47	15
			48	15
65713	66.072.150	5365-01-270-2675	47	17
			48	17
65713	66.072.151	5365-01-270-7256	47	16
			48	16
65713	66.072.154		47	21
			48	21
65713	66.072.156	5365-01-270-7271	47	20
			48	20
65713	66.072.157	5365-01-270-7257	47	19
			48	19
65713	66.072.158	5365-01-270-7272	47	22



## SECTION IV

TM5-3610-286-20P-1 CO 1

## CROSS-REFERENCEINDEXES

FSCM	PART NUMBER	PART NUMBER INDEX STOCK NUMBER	FIG.	ITEM
65713	66.072.158	5365-01-270-7272	48	22
65713	66.072.159	5365-01-270-8474	47	18
			48	18
65713	66.072.201/K02		46	27
65713	66.072.202/K02	3610-01-256-0554	46	26
65713	66.072.604	4720-01-268-9863	45	11
65713	66.072.610		45	24
65713	66.072.610/K01		45	13
65713	66.072.610/K02		45	9
65713	66.072.610/K03		45	8
65713	66.072.611		45	17
65713	66.072.612		45	20
65713	66.072.614	4720-01-268-9864	45	12
65713	66.072.616		45	25
			45	26
65713	66.101.681		87	6
65713	66.102.135		103	13
65713	66.105.682		62	26
			101	10
			102	9
65713	66.107....1		104	33
65713	66.109.131		99	11
65713	66.109.131/K01		62	27
		3010-01-268-7430	101	14
			102	13
65713	66.111.031	5999-01-230-0718	68	7
65713	66.111.032	5999-01-270-1994	72	8
65713	66.112.141/A		57	10
65713	66.117.030		52	2
65713	66.118.1312		92	2
65713	66.123.281	3610-01-256-6329	45	29
65713	66.173.051	3610-01-256-6334	108	33
65713	66.173.471	3610-01-256-6335	108	34
65713	66.353.001F		43	25
65713	66.353.001F/K01		43	10A
65713	66.353.025		43	3
65713	66.353.120F		43	24
65713	66.353.120F/K01		43	10
65713	66.520.525		98	42
65713	66.540.0562		57	1
65713	66.891.020F	3610-01-257-1422	91	6
65713	66-024-008	5120-01-270-1583	108	49
65713	66-024-015	5120-01-270-8959	108	43
65713	66-024-018	5120-01-270-1581	108	38
65713	66-024-019	5120-01-270-1584	106	20
65713	66-024-020	5120-01-270-1582	108	45
03914	66-110	5120-00-293-3309	108	2
57068	66-117	5120-00-236-2140	108	4
57068	66-176	5120-00-278-1283	108	3
65713	66-353-011S	5120-01-270.-1586	108	13
65713	66024005	5120-01-271-8458	108	22
65713	66024007	5210-01-271-6278	108	15
65713	66024013	5120-01-271-6257	108	30

## SECTION IV

## TH5-3610-286-20P-1

## CROSS-REFERENCE INDEXES

FSCM	PART NUMBER	PART NUMBER INDEX STOCK NUMBER	FIG.	ITEM
65713	68.007.301		44	3
65713	68.007.304	5365-01-270-8436	44	4
65713	68.007.305	5365-01-270-2671	44	5
15526	6880-7X7		12	31
15526	6916-24		46	13
52676	721286	3110-00-158-8308	80	15
65713	74.008.024		11	17
65713	76.014.010		59	20
65713	76.014.097F		55	3
65713	76.016.106		99	19
65713	76.353.010		43	4
65713	76.353.011		43	7
65713	76.491.001		104	41
D8286	8X0-8DIN471	5365-12-156-4706	50	2
15526	85-3X20		5	1
65713	86.012.117		30	17
65713	86.020.029	3610-01-257-5753	108	35
65713	86.030.361S		31	2
65713	86.030.361S/K01		31	1
65713	88.012.226		70	32
19203	8832825		92	12
65713	9048.008		107	2
65713	91.008.018F		12	29
65713	91.008.025		7	3
			12	26
15526	912-10X35		6	2
15526	912-10X60		7	20
15526	912-10X70		7	21
15526	912-6X12		7	19
15526	912-8X10		4	2
15526	912-8X16		3	18
65713	93.002.028		81	2
65713	93.023.004		59	11
65713	93.023.008		59	8
65713	93.023.009		59	7
15526	933-6X25		6	4
15526	933-8X10		6	1
15526	933-8X20		6	5
15526	933SX-8X12		2	7
15526	934-20		7	17
15526	934-6		6	10
			23	22
15526	980-3		7	23
15526	988-30X42X1		12	9
15526	988-55X67X0.1		41	5
			79	5
65713	99.068.002		51	4
			103	10

## SECTION IV

## TM5-3610-286-20P-1

## CROSS-REFERENCE INDEXES

FIG.	ITEM	FIGURE AND ITEM NUMBER INDEX STOCK NUMBER	FSCM	PART NUMBER
1	1		65713	66.030.094/K01
1	2		65713	08.230.010
1	3		65713	66.030.091
1	4		65713	00.580.0696
1	5		65713	66.030.094
2	1		65713	66.030.092/K01
2	2		65713	66.030.092
2	3		65713	66.030.093F
2	4		65713	10.466.7299
2	5		65713	00.580.0516
2	6		65713	66.030.095
2	7		15526	933SX-8X12
2	8		96906	MS35140-6
3	1		97403	13226E7915
3	2		96906	MS24693-96
3	3		96906	MS90725-8
3	4		96906	MS35338-44
3	5		96906	MS27183-9
3	6		97403	13226E7918
3	7		96906	MS20600-AD6W6
3	8		96906	MS51939-1
3	9		97403	13226E7833-1
3	10		96906	MIS35649-2312
3	11		96906	MIS35338-45
3	12		96906	MSI5795-688
3	13		96906	MS16995-66
3	14		97403	13226E7917
3	15		97403	13226E7917-1
3	16		96906	MS27130-32
3	17		97403	13226E7975
3	18		15526	912-8X16
4	1		97403	13227E5716
4	2		15526	912-8X10
4	3		97403	13227E5715
4	4		96906	MS35206-327
4	5		97403	13227E5714
4	6		97403	13227E5713
5	1		15526	85-3X20
5	2	5930-01-270-0554	65713	00.780.0185
6	1		15526	933-8X10
6	2		15526	912-10X35
6	3		96906	MS9048-305
6	4		15526	933-6X25
6	5		15526	933-8X20
6	6		97403	13227E5709
6	7		15526	1476-3X4
6	8		65713	4.47.05-2
6	9		65713	53.27-02
6	10		15526	934-6
6	11		96906	MS51849-95
6	12		96906	MS27130-431

## SECTION IV

## TM 5-3610-286-20P-1 CO 1

## CROSS REFERENCE INDEXES

FIG.	ITEM	FIGURE AND ITEM NUMBER INDEX		PART NUMBER
		STOCK NUMBER	FSCM	
6	13		65713	58.021.052
6	14		15526	125-8
6	15		65713	58.021.012S
7	1		15526	472-23
7	2		15526	125-24
7	3		65713	91.008.025
7	4		65713	00.510.0322
7	5		65713	47.017.118
7	6		65713	27.022.236
7	7		15526	DIN1481-4X45
			65713	00.530.0297
7	8		65713	66.008.025
7	9		65713	00.510.0318
7	10		15526	DIN1481M3X20
			65713	00.530.0222
7	11		65713	04.010.094
7	12	5365-01-277-4605	15526	DIN471-5X1
7	13		15526	125-16
7	14		65713	66.030.082
7	15		65713	66.012.062
7	16		65713	66.071.075
7	17		15526	934-20
7	18		65713	66.071.036
7	19		15526	912-6X12
7	20		15526	912-10X60
7	21		15526	912-10x70
7	22		65713	08.021.037
7	23		15526	980-3
8	1		15526	DIN914M6X12
8	2		15526	DIN316M8X20
8	3		65713	08.008.030
8	4		65713	66.015.057
8	5		15526	DIN912M8X20
8	6		15526	DIN912M10X80
8	7		15526	DIN912M8X25
8	8		65713	66.071.035
8	9		96906	MS21316-29
8	10		97403	13227E5726-7
8	11		15526	DIN963M5X10
8	12		15526	03.019.058
8	13		65713	66.071.045
8	14		65713	00.510.0318
8	15		15526	DIN933M6X25
9	1		65713	66.010.014
9	2		65713	00.510.0322
9	3		65713	66.012.062
9	4		65713	27.022.236
9	5	5315-01-272-2701	15526	DIN1481M4X25
9	6	3610-01-256-0556	65713	66.009.221F
9	7		65713	00.510.0322
9	8		65713	66.009.223
9	9		65713	66.009.224
9	10		15526	DIN912M6X12

## SECTION IV

## TM5-3610-286-20P-1

## CROSS-REFERENCE INDEXES

FIG.	ITEM	FIGURE AND ITEM NUMBER INDEX		PART NUMBER
		STOCK NUMBER	FSCM	
9	11		15526	DIN125M6
9	12		15526	DINRIBS6
9	13		15526	DIN934M6
9	14		65713	66.033.051
9	15		65713	66.033.050
9	16		65713	66.010.016
10	1		15526	DIN84M4X20
10	2	5930-01-270-0554	65713	00.780.0185
11	1		65713	66.010.0123F
11	2		65713	03.010.118
11	3		65713	03.010.121
11	4		65713	26.008.024
11	5		65713	02.017.022
11	6		65713	66.008.011/K02
11	7		15526	DIN912M10X25
11	8		65713	66.008.013
11	9		65713	66.008.017
11	10		65713	66.008.012
11	11		27737	HK2520
11	12		15526	DIN912M8X25
11	13		15526	DIN125M8
11	14	3610-01-256-6311	65713	06.008.017F
11	15		15526	DIN912M8X30
11	16		65713	66.008.030
11	17		65713	74.008.024
11	18		15526	DIN6799M5
11	19	5360-01-270-5401	65713	07.011.011A
11	20		65713	36.008.025
11	21		15526	DIN1476M3X4
11	22		65713	10.406.0199
11	23		65713	66.008.011
11	24		65713	66.008.020
11	25		15526	DIN912M12X20
12	1		15526	DIN933M8X25
12	2		15526	RIBS8
12	3		65713	00.600.124
12	4	3610-01-256-0563	65713	66.010.012/K02
12	5	5365-01-281-2379	15526	DIN472-42X1.75
12	6		65713	66.010.012
12	7	5330-01-272-7455	27737	630X40X4
12	8	3110-01-272-9119	27737	NK30/30
12	9		15526	988-30X42X1
12	10		65713	66.008.008
12	11		15526	DIN471M22X1.5
12	12		15526	DIN471M26X1.75
12	13		65713	66.008.035
12	14		15526	DIN912M8X20
12	15		65713	66.008.006
12	16		15526	DIN933M8
12	17	3610-01-256-6308	65713	27.080.037
12	18		65713	66.010.146

## SECTION IV

## TM5-3610-286-20P-1

## CROSS-REFERENCE INDEXES

FIG.	ITEM	FIGURE AND ITEM NUMBER INDEX		PART NUMBER
		STOCK NUMBER	FSCM	
12	19	3610-01-256-6309	65713	14.008.005F
12	20		15526	DIN6916M30
12	21		65713	66.008.006
12	22		27737	RNA6905
12	23		65713	66.008.007
12	24		15526	DIN471M40X1.75
12	25		15526	DIN988M1X40X52
12	26		65713	91.008.025
12	27		65713	00.510.0318
12	28		15526	H1-5X0.8
12	29	65713	91.008.018F	
12	29A	3610-01-256-6310	65713	00.550.0285
12	30	3610-01-256-0562	65713	66.008.001F
12	31		15526	6880-7X7
13	1		15526	DIN912H10X45
13	2		65713	66.010.004/K01
13	3		65713	66.010.091
13	4		15526	DIN934M8
13	5		15526	DIN912MBX12
13	6		65713	66.010.023F
13	7		15526	DIN912M6X12
13	8		15526	RIBS6
13	9		15526	DIN427M6X12
13	10		65713	66.010.004
13	11		15526	DIN913M6X8
13	12		65713	66.010.003/K01
13	13		65713	66.010.091
13	14		15526	DIN934M8
13	15		15526	DIN912M8X12
13	16		65713	66.010.011F
13	17		15526	DIN912M6X12
13	18		15526	RIBS6
13	19		15526	DIN427M6X12
13	20		65713	66.010.003
13	21		65713	66.010.192
13	22		65713	66.010.193
13	23		15526	DIN931M6X16
13	24		65713	01.008.040F
13	25		15526	DIN1481M3X18
14	1	5310-01-274-4483	15526	DIN937M20X2.5
14	2		15526	DIN7980M20
14	3		65713	04.014.022
14	4	3610-01-256-6312	65713	66.010.405/K01
14	5		15526	DIN933M10X45
14	6		15526	RIBS10
14	7		65713	66.010.406
14	8		15526	DIN1481M4X32
14	9		65713	00.600.0017
14	10		65713	66.010.405/K02
14	11		65713	66.010.401
14	12		65713	66.010.405

**SECTION IV**

**TM5-3610-286-20P-1**

CROSS-REFERENCE INDEXES

FIG.	ITEM	FIGURE AND ITEM NUMBER INDEX STOCK NUMBER	FSCM	PART NUMBER
14	13	3110-01-272-8367	27737	HK2216
14	14		65713	00.550.0150
15	1	5365-12-156-4709	D8286	DIN471-6X0-7
15	2	3610-01-256-6316	65713	66.010.299/K01
15	3		65713	66.010.513F/K01
15	4		65713	66.010.319
15	5		65713	66.010.315
15	6		65713	66.010.317
15	7		65713	66.010.314
15	8		65713	66.010.513F
15	9		15526	DIN471H24X1.2
15	10		15526	5401-6
15	11	3610-01-270-1434	65713	66.010.322
15	12		65713	66.010.318
15	13		65713	66.010.299/K02
15	14	5365-12-156-4445	D8286	12X1DIN471
15	15		15526	DIN988M12X18
15	16		65713	03.010.071
15	17		65713	66.030.056
15	18		65713	66.010.299
15	19	5360-01-270-3659	65713	04.012.099
15	20		65713	66.010.324
15	21		15526	DIN934M8
15	22		65713	01.015.038
15	23		65713	01.015.067
15	24		15526	DIN912M6X40
15	25		15526	DIN912M6X25
15	26		15526	RIBS6
15	27		65713	23.010.215
15	28		65713	66.010.345F
15	29		65713	66.010.349
15	30		65713	66.010.307
15	31	3610-01-256-6318	65713	66.010.309/K01
15	32		65713	66.010.514F/K01
15	33		65713	66.010.319
15	34		65713	66.010.315
15	35		65713	66.010.317
15	36		65713	66.010.314
15	37		65713	66.010.514F
15	38		15526	5401-6
15	39		15526	DIN471M24X1.2
15	40	3610-01-270-1434	65713	66.010.322
15	41		65713	66.010.318
15	42		15526	DIN912H6X20
15	43		65713	66.010.309/K02
15	44		65713	66.010.309
15	45		65713	66.010.320
15	46		65713	66.010.349
15	47		65713	66.010.308
15	48		15526	DIN912H6X20
15	49		15526	DINSN260S6

## SECTION IV

## TM5-3610-286-20P-1

## CROSS-REFERENCE INDEXES

FIG.	ITEM	FIGURE AND ITEM NUMBER INDEX		PART NUMBER
		STOCK NUMBER	FSCM	
15	50		65713	66.010.345F
15	51		65713	23.010.215
15	52		65713	01.015.038
15	53		65713	66.010.326
15	54		65713	01.015.067
15	55		15526	DIN912M6X40
15	56		65713	66.010.302
16	1	5365-12-156-4709	D8286	DIN471-6X0-7
16	2	3610-01-256-6317	65713	66.010.300/K02
16	3		65713	66.010.511F/K01
16	4		65713	66.010.319
16	5		65713	66.010.317
16	6		65713	66.010.315
16	7		65713	66.010.314
16	8		65713	66.010.511F
16	9		15526	5401-6
16	10		15526	DIN471M24X1.2
16	11	3610-01-270-1434	65713	66.010.322
16	12		65713	66.010.318
16	13		65713	66.010.300/K03
16	14	5365-12-156-4445	D8286	12X1DIN471
16	15		65713	66.010.307
16	16		65713	03.010.071
16	17		65713	66.030.056
16	18		15526	DIN988M12X18
16	19		65713	66.010.300
16	20		15526	DIN912M6X25
16	21		15526	RIBS6
16	22		65713	66.010.345F
16	23		65713	22.010.215
16	24		15526	DIN912M6X40
16	25		65713	01.015.038
16	26		65713	01.015.067
16	27	5360-01-270-3659	65713	04.012.099
16	28		15526	DIN934M8
16	29		65713	66.010.324
16	30		65713	66.010.349
16	31	3040-01-256-6365	65713	66.010.310/K02
16	32		65713	66.010.509F/K01
16	33		65713	66.010.319
16	34		65713	66.010.317
16	35		65713	66.010.315
16	36		65713	66.010.314
16	37		65713	66.010.509F
16	38		15526	5401-6
16	39		15526	DIN471M24X1.2
16	40	3610-01-270-1434	65713	66.010.322
16	41		65713	66.010.318
16	42		15526	DIN912M6X20
16	43		65713	66.010.310/K03
16	44		65713	66.010.310



## SECTION IV

## TM5-3610-286-20P-1

## CROSS-REFERENCE INDEXES

FIG.	ITEM	FIGURE AND ITEM NUMBER INDEX STOCK NUMBER	FSCM	PART NUMBER
16	45		65713	66.010.320
16	46		65713	66.010.308
16	47		15526	DIN912M6X20
16	48		15526	RIBS6
16	49		65713	66.010.345F
16	50		65713	23.010.215
16	51		65713	01.015.067
16	52		15526	DIN912M6X40
16	53		65713	66.010.302
17	1		15526	DIN912M6X40
17	2	3040-01-256-6363	65713	66.010.303/K01
17	3		15526	DIN912M6X20
17	4		15526	DINSN260S6
17	5		65713	23.010.215
17	6		65713	66.010.345F
17	7		65713	66.010.305/K01
17	8	5365-12-156-4445	D8286	12X1DIN471
17	9		15526	DIN988M12X18
17	10		65713	03.010.071
17	11		65713	66.030.056
17	12		15526	551-6X5
17	13		65713	66.010.305
17	14		65713	66.010.329
17	15	5360-01-270-3659	65713	04.012.099
17	16		15526	DIN934M8
17	17		65713	66.010.324
17	18		65713	66.010.303/K02
17	19		65713	66.010.320
17	20		15526	551-6X5
17	21		65713	00.010.303
17	22		65713	00.250.0171
17	23		65713	66.010.348
17	24		65713	66.010.349
17	25		65713	66.010.316
17	26		65713	66.010.301/K01
17	27		65713	66.010.301
17	28	5365-01-272-4955	15526	DIN5417SP40
17	29	5330-01-272-7456	27737	628X37X4
17	30		65713	66.010.019
17	31	5330-01-278-6090	65713	00.580.0189
17	32		65713	66.010.343
18	1		15526	DIN912M6X30
18	2	3040-01-256-6364	65713	66.010.304/K02
18	3		15526	DIN912M6X2
18	4		15526	DINSN260S6
18	5		65713	23.010.215
18	6		65713	66.010.345F
18	7		65713	66.010.306/K01
18	8	5365-12-156-4445	D8286	12X1DIN471
18	9		15526	DIN988M12X18
18	10		65713	03.010.071

## SECTION IV

## TM5-3610-286-20P-1

## CROSS-REFERENCE INDEXES

FIG.	ITEM	FIGURE AND ITEM STOCK NUMBER	NUMBER INDEX FSCM	PART NUMBER
18	11		65713	66.030.056
18	12		15526	551-6X5
18	13		65713	66.010.306
18	14		65713	66.010.311
18	15	5360-01-270-3659	65713	04.012.099
18	16		15526	DIN934M8
18	17		65713	66.010.324
18	18		65713	66.010.304/K03
18	19		65713	66.010.320
18	20		15526	551-6X5
18	21		65713	66.010.304
18	22		65713	66.010.328
18	23		65713	00.250.0171
18	24		65713	66.010.348
18	25		65713	66.010.349
18	26		65713	66.010.316
18	27		65713	66.010.301/K01
18	28		65713	66.010.301
18	29	5365-01-272-4955	15526	DIN5417SP40
18	30	5330-01-272-7456	27737	G28X37X4
18	31		65713	66.010.019
18	32	5330-01-278-6090	65713	00.580.0189
18	33		65713	66.010.343
19	1	3110-01-281-3432	15526	DIN625-16014
19	2		15526	DIN912M8X20
19	3		15526	RIBS8
19	4	3040-01-269-9452	65713	66.010.056
19	5	3040-01-269-9453	65713	66.010.055
19	6	5315-01-259-4154	15526	DIN1481-4X20
19	7	3020-01-268-8251	65713	66.010.117
20	1		15526	DIN912M6X16
20	2		15526	RIBS6
20	3	3020-01-268-8249	65713	66.010.116
20	4	3110-01-282-5705	15526	DIN720-32007X
20	5	3020-01-268-8252	65713	66.010.118
20	6		15526	DIN933M8X20
20	7		65713	66.010.404
21	1		15526	DIN937M20
21	2		65713	04.009.031
21	3		65713	66.010.348
21	4	3110-01-282-5705	15526	DIN720-32007X
21	5	3020-01-268-8253	65713	66.010.119
21	6		15526	DIN912M10X40
21	7		15526	DIN125M10
21	8		65713	66.010.121
22	1		15526	1-M4X70
22	2		65713	66.010.070
22	3	3110-01-272-9119	27737	NK30030
22	4	3110-01-272-9117	27737	HK3020
22	5		15526	DIN1481M4X40
22	6		65713	66.010.166

## SECTION IV

## TM5-3610-286-20P-1

## CROSS-REFERENCE INDEXES

FIG.	ITEM	FIGURE AND ITEM NUMBER INDEX STOCK NUMBER	FSCM	PART NUMBER
22	7		65713	66.010.166
22	8		15526	DIN934M8
22	9	5360-01-230-0739	65713	66.010.062
22	10		65713	66.010.109
22	11		65713	66.010.067
22	12		65713	66.010.063
22	13		65713	66.010.182
22	14		65713	DIN3405BM6GELB
22	15		65713	03.010.141
22	16		15526	471-30x1.5
22	17		15526	DIN1481M4X28
22	18		65713	66.010.061
22	19		15526	DIN653M8X35
22	20		65713	66.010.165
22	21		65713	66.010.064
22	22		65713	66.010.088F
22	23		65713	66.010.503F
23	1		15526	DIN912M6X20
23	2		15526	RIBS6
23	3		15526	DIN1481M2.5X12
23	4		65713	66.010.358
23	5		65713	03.010.057
23	6		65713	03.010.199
23	7		65713	03.012.066
23	8		65713	66.010.356
23	9		65713	66.010.355
23	10		65713	66.010.359
23	11		65713	66.010.360
23	12		65713	66.010.357/K01
23	13		15526	DIN1481M2.5X12
23	14		65713	66.010.357
23	15		65713	03.010.066
23	16		65713	01.901.028
23	17		15526	137-6
23	18		65713	66.010.356
23	19		65713	66.010.355
23	20		65713	10.466.1229
23	21		65713	66.010.365/K01
23	22		15526	934-6
23	23		15526	1-1.5x10
23	24		65713	66.010.368
23	25	5360-01-270-5402	65713	27.013.023B
23	26		65713	66.010.363
23	27		65713	66.010.365
24	1		15526	DIN912M6X20
24	2		15526	RIBS6
24	3		65713	66.010.361/K01
24	4		15526	DIN1481M2.5X12
24	5		65713	66.010.358
24	6		65713	03.010.057
24	7		15526	DIN137A6

## SECTION IV

## TM5-3610-286-20P-1

## CROSS-REFERENCE INDEXES

FIG.	ITEM	FIGURE AND ITEM NUMBER INDEX		
		STOCK NUMBER	FSCH	PART NUMBER
24	8		15526	DIN125M6
24	9		65713	03.012.066
24	10		65713	10.466.2499
24	11		65713	66.010.356
24	12		65713	66.010.355
24	13		65713	66.010.361
24	14		65713	03.010.199
24	15		65713	66.010.360
24	16		15526	DIN933M6X20
24	17		65713	66.010.367/K01
24	18		15526	DIN934M6
24	19		15526	1-M1.524
24	20		65713	66.010.368
24	21	5360-01-270-5402	65713	27.013.0238
24	22		65713	66.010.363
24	23		65713	66.010.367
24	24		65713	66.010.364/K01
24	25		15526	DIN934M6
24	26		15526	1-M1.5X24
24	27		65713	66.010.368
24	28		65713	27.013.023
24	29		65713	66.010.363
24	30		65713	66.010.364
25	1	5365-01-277-3355	15526	DIN471-14X1
25	2		15526	DIN125M14
25	3		15526	DIN934PM8
25	4		65713	41.030.076
25	5		65713	66.010.372/K02
25	6		65713	66.010.372
25	7	3110-01-057-9584	27737	HK 1412
25	8	3610-01-261-6472	65713	66.008.009/K01
25	9		15526	DIN471-22X1.2
25	10		15526	DIN125M22
25	11		15526	DIN912M8X20
25	12		15526	DIN1278M8
25	13		65713	66.008.014
25	14	3110-00-405-9133	65713	00.550.0151
25	15		65713	28.008.029
25	16		15526	DIN985M12
25	17	5365-01-277-3355	15526	DIN471-14X1
25	18		15526	DIN125M12
25	19		65713	23.010.021
25	20		15526	DIN1481M3X25
25	21		65713	66.008.010
25	22		65713	66.008.016
25	23	3110-01-276-4931	27737	NK14016
25	24		65713	23.010.064
25	25		15526	DIN912M6X16
25	26		65713	04.010.099
25	27		65713	04.010.093
25	28		15526	DIN1481M13X20

## SECTION IV

## TM5-3610-286-20P-1

## CROSS-REFERENCE INDEXES

FIG.	ITEM	FIGURE AND ITEM NUMBER INDEX		PART NUMBER
		STOCK NUMBER	FSCM	
25	29		65713	04.010.103
25	30		15526	DIN439BM14X1.5
25	31		65713	04.010.097
25	32		65713	00.520.1331
25	33		65713	04.010.111
25	34		15526	DIN1481M3X40
25	35	3020-01-268-8250	65713	04.010.091
25	36		15526	DIN439BM14
25	37		65713	00.590.0330
25	38		65713	04.010.098
25	39		15526	DIN1481M3X40
25	40	3020-01-268-8250	65713	04.010.091
25	41		65713	28.008.027
25	42		15526	DIN1476M3X6
25	43		65713	10.004.6399
25	44		15526	DIN912M6X35
25	45		65713	28.008.024
25	46		65713	28.008.025
25	47		15526	DIN6325HM5X28
25	48		65713	28.008.030
25	49		65713	01.011.049
26	1	5315-12-156-4826	D8286	DIN1481-4X30
26	2		15526	DIN935M20
26	3		65713	66.009.020
26	4	3040-01-269-9406	65713	66.009.021
26	5		15526	DIN912M8
26	6		65713	00.250.0075
26	7		65713	66.010.010
26	8		15526	DIN625-6011
26	9		65713	66.010.114
26	10		15526	DIN5417SP40
26	11		65713	66.009.015F/K01
26	12		15526	DIN912M6X20
26	13		15526	DINRIBS6
26	14		65713	66.010.048/K01
26	15		65713	66.010.048
26	16		65713	66.010.019/K01
26	17		65713	66.010.019
26	18	5330-01-272-7456	27737	628X37X4
26	19	5330-01-278-6090	65713	00.580.0189
26	20		65713	66.010.049/K01
26	21		65713	66.010.049
26	22		65713	66.010.019/K01
26	23		65713	66.010.019
26	24	5330-01-272-7456	27737	628X37X4
26	25	5330-01-278-6090	65713	00.580.0189
27	1		15526	551-6X6
27	2	5365-01-277-3355	15526	DIN471-14X1
27	3		15526	DIN125M14
27	4		65713	66.010.007/K03
27	5		65713	24.010.086

## SECTION IV

## TM5-3610-286-20P-1

## CROSS-REFERENCE INDEXES

FIG.	ITEM	FIGURE AND ITEM NUMBER INDEX STOCK NUMBER	FSCM	PART NUMBER
27	6	5360-01-270-5403	65713	24.010.3028
27	7		15526	DIN934M6
27	8		65713	24.010.085
27	9		65713	27.023.019
27	10		65713	66.010.007
27	11		65713	04.016.028
27	12		65713	66.010.008
27	13		15526	DIN912M10X55
27	14		15526	DIN912M10X70
27	15		15526	RIBS10
27	16		65713	66.010.005
27	17		65713	66.010.006
28	1		15526	471-30x1.5
28	2		65713	03.010.144
28	3	3110-01-261-6473	65713	66.010.0781K03
28	4	5330-01-272-6558	27737	G25X32X4
28	5	5365-01-277-3355	15526	DIN471-14X1
28	6		65713	04.016.023
28	7		65713	66.010.046
28	8		15526	DIN1481M4X36
28	9		65713	66.010.187
28	10		65713	66.010.078
28	11		65713	00.600.0131
28	12		27737	HK2520
28	13		65713	66.010.083
28	14		15526	DIN985M10
28	15		65713	66.010.044
28	16		65713	66.010.062
28	17		65713	66.010.045
28	18		15526	DIN934M10
29	1		15526	471-30x1.5
29	2		65713	03.010.144
29	3	5330-01-272-6558	27737	G25X32X4
29	4	3110-01-261-6474	65713	66.010.080/K03
29	5	5315-01-272-4906	15526	DIN1481-4X26
29	6		65713	66.010.061
29	7		65713	DIN149414BM16X2
29	8		65713	66.010.165
29	9		65713	66.010.166
29	10		15526	DIN934M8
29	11		15526	DIN1481M4X36
29	12		65713	66.010.087
29	13	5365-01-277-3355	15526	DIN471-14X1
29	14		65713	04.016.023
29	15		65713	66.010.046
29	16		65713	66.010.080
29	17		65713	00.600.0131
29	18		27737	HK2520
29	19		65713	66.010.083
30	1		15526	471-18
30	2		65713	04.020.055

**SECTION IV**

**TM5-3610-286-20P-1**

**CROSS-REFERENCE INDEXES**

FIG.	ITEM	FIGURE AND ITEM NUMBER INDEX		PART NUMBER
		STOCK NUMBER	FSCM	
30	3		27737	HK2016
30	4	5315-12-156-4826	D8286	DIN1481-4X30
30	5		65713	00.550.0005
30	6		65713	27.010.077
30	7		65713	66.012.093
30	8		65713	27.010.074
30	9		15526	DIN934M8
30	10		65713	66.012.125
30	11	5360-01-271-6367	65713	66.012.106
30	12		15526	DIN125M8
30	13		65713	66.012.107
30	14		15526	DIN934M12
30	15		15526	DIN933M10X20
30	16		15526	DIN125M11
30	17		65713	86.012.117
31	1		65713	86.030.361WK01
31	2		65713	86.030.361S
31	3		65713	66.030.066
32	1		15526	DIN1481M4X28
32	2	5310-01-272-4821	15526	DIN979MM0X1.5
32	3		65713	66.009.020
32	4		65713	66.009.021
32	5		15526	DIN912M8X72
32	6		15526	RIBS8
32	7		65713	66.010.010
32	8		15526	DIN625-6011
32	9	3610-01-256-0550	65713	66.010.114
33	1		15526	1-MLX120
33	2		65713	66.030.201F/K01
33	3		65713	66.030.017/K01
33	4		15526	DIN934M8X1.25
33	5		65713	66.030.020
33	6		65713	66.030.029
33	7		65713	66.030.017
33	8	5360-01-270-3660	65713	66.030.058
33	9		65713	03.013.083
33	10		65713	03.010.071
33	11	5365-12-156-4445	D8286	12XIDIN471
33	12		65713	44.010.530
33	13		65713	66.030.015/K01
33	14		15526	DIN439BM8X1.25
33	15		65713	66.030.019
33	16		65713	66.030.016
33	17		65713	03.010.199
33	18	5360-01-270-3661	65713	01.001.009
33	19		65713	66.030.015
33	20		65713	04.010.075
33	21		65713	01.002.077
33	22		65713	66.030.201F
33	23		65713	66.030.042/K01
33	24		65713	66.030.056

## SECTION IV

## TM5-3610-286-20P-1

## CROSS-REFERENCE INDEXES

FIG.	ITEM	FIGURE AND ITEM NUMBER INDEX		PART NUMBER
		STOCK NUMBER	FSCM	
33	25	3110-01-169-8505	27737	HK1512
33	26		65713	66.030.042
33	27		65713	66.030.043/K01
33	28		65713	66.030.056
33	29	3110-01-169-8505	27737	HK1512
33	30		65713	66.030.043
33	31		65713	00.550.034
33	32		15526	471-16
34	1		15526	471-52
34	2		65713	66.030.009
34	3	3610-01-256-0548	65713	66.030.004/K01
34	4	5365-12-156-4445	D8286	12XIDIN471
34	5		65713	44.010.530
34	6		65713	66.030.004/K02
34	7		65713	66.030.004
34	8		65713	66.030.021
34	9		65713	66.030.046
34	10		15526	DIN471-25X1.2
34	11		15526	DIN1440M25
34	12		65713	66.030.011/K01
34	13		15526	DIN427M4X12
34	14	3110-01-271-6354	65713	66.030.011
34	15		65713	66.030.012F
34	16	5360-01-271-6368	65713	05.019.084
34	17		15526	DIN912M6X20
34	18		15526	DINSN260S6
34	19		65713	03.010.056F
34	20		65713	04.010.075
34	21		15526	DIN125M8
34	22		65713	23.010.215
34	23		65713	66.030.015/K01
34	24		15526	DIN439BM8X1.25
34	25		65713	66.030.019
34	26		65713	66.030.016
34	27		65713	03.010.199
34	28	5360-01-270-3661	65713	01.001.009
34	29		65713	66.030.015
35	1	3610-01-256-0549	65713	66.030.005/K01
35	2		15526	DIN471-25X1.2
35	3		15526	DIN6916M125
35	4		65713	66.030.005
35	5		65713	66.030.007/K01
35	6		15526	DIN427M4X12
35	7	3110-01-271-6351	65713	66.030.007
35	8		65713	66.030.012F
35	9	5360-01-271-6368	65713	05.019.084
35	10		15526	DIN912M6X20
35	11		15526	RIBS6
35	12		65713	03.010.056F
35	13		65713	04.010.075
35	14		15526	DIN125M8



## SECTION IV

## TM5-3610-286-20P-1

## CROSS-REFERENCE INDEXES

FIG.	ITEM	FIGURE AND ITEM NUMBER INDEX STOCK NUMBER	FSCM	PART NUMBER
35	15		65713	03.010.057
35	16	5365-12-156-4445	D8286	12XIDIN471
35	17		65713	23.010.301
35	18		65713	66.030.018/K01
35	19		65713	66.030.033
35	20		65713	66.010.022
35	21	5360-01-271-6369	65713	66.030.030
35	22		65713	66.030.018
35	23		65713	03.010.071
35	24		65713	66.030.023
35	25		15526	DIN934M8
35	26		15526	DIN125M8
35	27		65713	DIN3405BM6
36	1		15526	471-52
36	2		65713	66.030.009
36	3	3610-01-256-0551	65713	66.030.002/K01
36	4	5365-12-156-4445	D8286	12X1DIN471
36	5		15526	DIN125M12
36	6		65713	66.030.015/K01
36	7		15526	DIN439BM8X25
36	8		65713	66.030.019
36	9		65713	66.030.016
36	10		65713	03.010.199
36	11	5360-01-270-3661	65713	01.001.009
36	12		65713	66.030.015
36	13		65713	66.030.002/K02
36	14		65713	66.030.002
36	15		65713	66.030.021
36	16		15526	DIN551M6X8
36	17	3110-01-271-6352	65713	66.030.010
36	18		65713	66.030.046
36	19		15526	RIBS6
36	20		15526	DIN912M6X20
36	21		15526	DIN471-25X1.2
36	22		15526	DIN1440M25
36	23		65713	03.010.057
36	24		65713	03.010.056F
36	25		65713	01.002.077
36	26		65713	04.010.075
37	1	3610-01-256-0552	65713	66.030.003/K01
37	2	5365-12-156-4445	D8286	12X1DIN471
37	3		65713	23.010.301
37	4		65713	66.030.018/K01
37	5		65713	66.030.033
37	6		65713	66.010.022
37	7	5360-01-271-6369	65713	66.030.030
37	8		65713	66.030.018
37	9		65713	03.010.071
37	10		65713	66.030.023
37	11		65713	66.030.003
37	12		15526	DIN471M25

## SECTION IV

## TM5-3610-286-20P-1

## CROSS-REFERENCE INDEXES

FIG.	ITEM	FIGURE AND ITEM NUMBER INDEX STOCK NUMBER	FSCM	PART NUMBER
37	13		15526	DIN125M25
37	14		65713	66.030.006
37	15		15526	DIN551M6X8
37	16		15526	DIN912M6X20
37	17		15526	RIBS6
37	18		65713	03.010.057
37	19		65713	03.010.056F
37	20		65713	44.010.530
37	21		15526	DINI25M8
37	22		65713	DIN3405BM6
37	23		15526	DIN934M8
37	24		15526	DIN125M8
38	1		15526	DIN912M6X16
38	2		15526	RIBS6
38	3		65713	66.030.055
38	4		65713	66.030.059/K01
38	5		15526	471-16
38	6	5360-01-270-8296	65713	03.015.07301
38	7		65713	66.030.059
38	8	3110-01-169-8505	27737	HK1512
39	1	5315-01-272-3373	15526	DIN1481M2X50
39	2	5315-01-272-2702	15526	DIN1481M4X50
39	3		65713	66.030.202F/K01
39	4		65713	66.030.202F
39	5		65713	66.030.047
39	6	3110-01-183-9482	27737	HK-1616
39	7		15526	DIN912M8X60
39	8		15526	RIBS10
39	9		15526	DIN934M10X1.5
39	10		15526	DIN125M10
39	11		65713	66.030.050
39	12		65713	66.030.049
39	13		65713	66.030.048
39	14		15526	DIN6916M8
39	15		15526	DIN934M10X1.5
39	16		65713	66.030.035
40	1		15526	DIN912M8X16
40	2		15526	RIBS8
40	3		65713	66.007.018
40	4		15526	DIN934M6X1
40	5		15526	RIBS6
40	6		65713	66.007.016
40	7		15526	DIN125M12
40	8		15526	137-12
40	9		65713	66.007.012
40	10		65713	66.007.017/K01
40	11		15526	1-M3X60
40	12		65713	66.007.016
40	13		65713	66.007.017
40	14		15526	DIN912M12X45
40	15		15526	RIBS12

## SECTION IV

## TM5-3610-286-20P-1

## CROSS-REFERENCE INDEXES

FIG.	ITEM	FIGURE AND ITEM NUMBER INDEX STOCK NUMBER	FSCM	PART NUMBER
40	16		15526	DIN912M12X30
40	17		15526	RIBS12
40	18		65713	66.007.022
40	19		65713	66.007.020
40	20		65713	66.007.011
40	21		15526	1-M8X120
41	1		15526	DIN912M8X20
41	2		15526	RIBS8
41	3		65713	66.007.030
41	4		65713	00.530.198
41	5		15526	988-55X67X0.1
41	6	3110-01-282-2628	27731	F-57177
41	7		65713	00.550.0247
42	1		65713	66.007.050F
43	1		15526	DIN912M8X40
43	2		15526	DIN125M8
43	3		65713	66.353.025
43	4		65713	76.353.010
43	5		15526	DIN912M6X12
43	6		15526	RIBS6
43	7		65713	76.353.011
43	8		15526	DIN912M8X35
43	9		15526	RIBS8
43	10		65713	66.353.120F/K01
43	10A		65713	66.353.001F/K01
43	11		65713	46.355.108
43	12		65713	00.540.0335
43	13		15526	DIN125M10
43	14		65713	66.007.005
43	15		15526	DIN551M4X4
43	16		65713	09.455.214F
43	17		65713	66.007.010
43	18	5360-01-271-6370	65713	66.007.009
43	19		65713	66.007.007
43	20		15526	DIN439BM10
43	21		15526	DIN912M8X20
43	22		15526	RIBS8
43	23		65713	66.007.010
43	24		65713	66.353.120F
43	25		65713	66.353.001F
44	1		15526	DIN912M4X12
44	2		15526	DINRIBS6
44	3		65713	68.007.301
44	4	5365-01-270-8436	65713	68.007.304
44	5	5365-01-270-2671	65713	68.007.305
45	1	5360-01-270-7194	65713	66.072.11401
45	2		15526	DIN1481M3X30
45	3	5315-01-270-2622	65713	66.072.112
45	4	5315-01-270-2623	65713	66.072.113
45	5		15526	DIN933M8X20
45	6		15526	DIN934M8

## SECTION IV

## TM5-3610-286-20P-1

## CROSS-REFERENCE INDEXES

FIG.	ITEM	FIGURE AND ITEM NUMBER INDEX STOCK NUMBER	FSCM	PART NUMBER
45	7		15526	DIN125M8
45	8		65713	66.072.610/K03
45	9		65713	66.072.610/K02
45	10		65713	00.530.0490
45	11	4720-01-268-9863	65713	66.072.604
45	12	4720-01-268-9864	65713	66.072.614
45	13		65713	66.072.610/K01
45	14	5315-01-272-2703	15526	DIN1481-4X22
45	15		65713	32.056.107
45	16		65713	00.520.1388
45	17		65713	66.072.611
45	18	5360-01-271-6371	65713	03.731.0005
45	19	5315-01-259-4154	15526	DIN1481-4X20
45	20		65713	66.072.612
45	21	5365-01-272-4956	15526	DIN472-52X2
45	22		15526	DIN476M3X4
45	23		65713	10.466.7499
45	24		65713	66.072.610
45	25		65713	66.072.616
45	26		65713	66.072.616
45	27		15526	DIN933M10X40
45	28		15526	DIN912M6X20
45	29	3610-01-256-6329	65713	66.123.281
46	1		15526	DIN912M8X20
46	2		15526	DINRIBS8
46	3		65713	58.022.077
46	4		15526	DIN912M10X30
46	5		15526	DIN7M5X45
46	6		15526	DIN912M10X70
46	7		15526	DIN933M8X15
46	8		15526	DIN9021M8
46	9		15526	DINBN1227M4X9.75
46	10		65713	10.458.0399
46	11		65713	58.022.078
46	12	5365-01-277-2475	15526	DIN471-24X1.2
46	13		15526	6916-24
46	14		65713	58.022.007
46	15		65713	27.022.018
46	16		65713	DIN3405BM8X1GRUE
46	17		65713	10.424.2199
46	18		15526	DIN85M3X6
46	19		65713	58.022.319
46	20	5360-01-270-8297	65713	03.004.063
46	21	5315-01-272-1488	15526	DIN1481-5X50
46	22		65713	66.072.091
46	23		15526	DIN551M5X6
46	24		65713	66.072.091
46	25		15526	DIN1481M4X28
46	26	3610-01-256-0554	65713	66.072.2021K02
46	27		65713	66.072.201/K02
46	28		65713	66.072.008/K01

## SECTION IV

## TM5-3610-286-20P-1

## CROSS-REFERENCE INDEXES

FIG.	ITEM	FIGURE AND ITEM NUMBER INDEX STOCK NUMBER	FSCM	PART NUMBER
46	29		15526	DIN1481M6X40
46	30		65713	66.072.019
46	31	3110-01-272-8368	27737	HK2526
46	32		65713	66.072.008
46	33		65713	66.072.009/K01
46	34	5315-01-277-1180	15526	DIN7977-5X50
46	35		65713	27.022.056
46	36		65713	66.072.009
47	1		15526	DIN912M8X30
47	2		15526	RIBS8
47	3		15526	DIN912M8X20
47	4		65713	66.072.142
47	5		65713	66.072.004/K01
47	6		15526	DIN912M6X14
47	7	3610-01-270-1438	65713	66.072.125
47	8		15526	DIN6912M6X30
47	9		15526	RIBS6
47	10		65713	66.072.141
47	11		15526	DIN6912M6X10
47	12		15526	RIBS6
47	13		15526	DIN934M6X1
47	14		65713	66.072.140
47	15	5365-01-270-7255	65713	66.072.148
47	16	5365-01-270-7256	65713	66.072.151
47	17	5365-01-270-2675	65713	66.072.150
47	18	5365-01-270-8474	65713	66.072.159
47	19	5365-01-270-7257	65713	66.072.157
47	20	5365-01-270-7271	65713	66.072.156
47	21		65713	66.072.154
47	22	5365-01-270-7272	65713	66.072.158
47	23		65713	66.072.006
47	24		65713	66.072.005/K03
47	25		65713	66.072.132
47	26		65713	04.019.025
47	27		15526	DIN6799M7
47	28		15526	DIN625-625-C2
47	29		65713	00.530.0371
47	30		65713	66.072.005
47	31	3110-01-057-9512	65713	00.550.0477
47	32		65713	66.072.004
47	33		65713	66.072.115-119
48	1		15526	DIN912M8X30
48	2		15526	RIBS8
48	3		15526	DIN912MBX20
48	4		65713	66.072.143
48	5		65713	66.072.003/K01
48	6		15526	DIN912M6X30
48	7	3610-01-270-1438	65713	66.072.125
48	8		15526	DIN6912M6X40
48	9		15526	RIBS6
48	10		65713	66.072.141

## SECTION IV

## TM5-3610-286-20P-1

## CROSS-REFERENCE INDEXES

FIG.	ITEM	FIGURE AND ITEM NUMBER INDEX		PART NUMBER
		STOCK NUMBER	FSCM	
48	11		15526	DIN6912M6X10
48	12		15526	DINSN260S6
48	13		15526	DIN934M6X1
48	14		65713	66.072.140
48	15	5365-01-270-7255	65713	66.072.148
48	16	5365-01-270-7256	65713	66.072.151
48	17	5365-01-270-2675	65713	66.072.150
48	18	5365-01-270-8474	65713	66.072.159
48	19	5365-01-270-7257	65713	66.072.157
48	20	5365-01-270-7271	65713	66.072.156
48	21		65713	66.072.154
48	22	5365-01-270-7272	65713	66.072.158
48	23		65713	66.072.006
48	24		65713	66.072.005/K03
48	25		65713	66.072.132
48	26		65713	04.019.025
48	27		15526	DIN6799M7
48	28		15526	DIN625-625-C2
48	29		65713	00.530.0371
48	30		65713	66.072.005
48	31	3110-01-057-9512	65713	00.550.0477
48	32		65713	66.072.003
48	33		65713	66.072.115-119
49	1		15526	DINBN1227H4X9.75
49	2		65713	10.466.2200
49	3		65713	66.072.042
49	4	5355-01-275-2696	65713	66.072.039
49	5		65713	10.466.2100
49	6		65713	66.072.043
49	7	5355-01-274-7705	65713	66.072.038
49	8		65713	66.072.044
49	9		65713	DIN963M8X16
49	10		65713	66.072.035
49	11		15526	DIN912M8X70
49	12		65713	03.013.083
49	13	5360-01-270-8300	65713	02.001.00901A
49	14		15526	DIN85M3X15
49	15		65713	66.072.046
49	16		65713	66.072.045
49	17	5330-01-270-7206	65713	00.580.0208
50	1	5360-01-280-6499	65713	66.072.10801B
50	2	5365-12-156-4706	D8286	8X0-8DIN471
50	3		15526	DIN125M8
50	4		65713	66.072.092
50	5		65713	66.072.103
50	6		15526	DIN912M6X12
50	7		15526	DINRIBS
50	8		65713	66.072.102/K01
50	9		15526	DIN912M6X10
50	10		65713	66.072.101
50	11		65713	66.072.102

## SECTION IV

## TM5-3610-286-20P-1

## CROSS-REFERENCE INDEXES

FIG.	ITEM	FIGURE AND ITEM NUMBER INDEX		PART NUMBER
		STOCK NUMBER	FSCM	
50	12		65713	66.072.103
50	13		15526	DIN912M6X12
50	14		15526	DINSN260S6
50	15		65713	66.072.104/K01
50	16		15526	DIN912M6X10
50	17		65713	66.072.101
50	18		65713	66.072.104
50	19		65713	66.072.103
50	20		15526	DIN912M6X12
50	21		15526	DINSN260S6
50	22		65713	66.072.107/K01
50	23		15526	DIN912M6X10
50	24		65713	66.072.101
50	25		65713	66.072.107
51	1		15526	DIN85M5X20
51	2		15526	DIN439BM5X0.8
51	3		65713	66.068.100/K02
51	4		65713	99.068.002
51	5		65713	00.530.0490
51	6		65713	66.068.019
51	7		65713	00.530.0402
51	8		65713	41.018.001
51	9		65713	41.015.087
51	10		65713	66.068.100/K01
51	11		65713	66.068.100
51	12	3610-01-270-1440	65713	47.018.106
51	13	5330-01-271-6393	65713	66.068.106
51	14	5330-01-271-6392	65713	66.068.105
51	15		65713	41.015.118
51	16		65713	66.068.104
52	1		15526	DIN912M16X40
52	2		65713	66.117.030
52	3		65713	66.014.125
53	1		65713	66.015.113F/K01
53	2		65713	DIN319E25
53	3		65713	66.015.113F
53	4		15526	DIN985M6X1
53	5		15526	DIN78M6X18
53	6		65713	49.065.228
53	7		15526	471-23
53	8		65713	03.022.039
53	9		65713	66.015.109
53	10		15526	DIN931M8X25
53	11		65713	66.015.105
53	12	5360-01-270-8301	65713	04.018.016
53	13		65713	66.015.107/K01
53	14		65713	00.530.0234
53	15		15526	DIN78M6X18
53	16		15526	DIN625-608
53	17		15526	DIN625-6000-22
53	18		65713	66.015.107

## SECTION IV

## TM5-3610-286-20P-1

## CROSS-REFERENCE INDEXES

FIG.	ITEM	FIGURE AND ITEM NUMBER INDEX STOCK NUMBER	FSCM	PART NUMBER
53	19		65713	66.015.108
53	20		15526	DIN931M6X65
53	21		65713	66.015.121
53	22		65713	66.015.114F/K01
53	23		65713	DIN319E25
53	24		65713	66.015.114F
54	1		65713	66.068.018
54	2		65713	DIN29401-A1
54	3		15526	DIN934M22X2.5
54	4		65713	66.014.101
54	5	5315-01-259-4154	15526	DIN1481-4X20
54	6		65713	66.014.130F
54	7		15526	DIN934M20X25
54	8		65713	66.014.106/K01
54	9		15526	DIN934M10
54	10		65713	66.014.106
54	11		65713	14.014.044
54	12		65713	66.014.107/K01
54	13		15526	DIN934M10
54	14		65713	66.014.107
54	15		65713	14.014.044
54	16		65713	66.014.103/K01
54	17		15526	DIN934M10
54	18		65713	66.014.103
54	19		65713	14.014.044
54	20		65713	66.014.102/K01
54	21		15526	DIN934M10
54	22		65713	66.014.102
54	23		65713	14.014.044
54	24		65713	66.014.100
55	1		15526	DIN912M18X25
55	2		15526	DINRIBS
55	3		65713	76.014.097F
55	4		65713	47.014.011
55	5	3610-01-256-0566	65713	00.540.0566
55	6	3610-01-256-0567	65713	00.540.0565
55	7		65713	47.014.015
55	8	5315-01-272-9827	65713	00.580.0617
55	9		65713	66.014.003F/K01
55	10		65713	00.600.0123
55	11		15526	DIN931M6X55
55	12	3610-01-270-1456	65713	09.014.036
55	13		15526	DIN6769M7
55	14		15526	DIN1481-2X10
55	15		65713	47.014.013
55	16	5360-01-270-8302	65713	02.020.014
55	17		65713	47.014.012
55	18		65713	66.014.003F
56	1		15526	DIN934M8
56	2		15526	DIN912M8X30
56	3		15526	DIN931M6X12



## SECTION IV

## TM5-3610-286-20P-1

## CROSS-REFERENCE INDEXES

FIG.	ITEM	FIGURE AND ITEM NUMBER INDEX		PART NUMBER
		STOCK NUMBER	FSCM	
56	4		15526	DINRIBS6
56	5		65713	66.015.152
56	6		65713	66.015.151
56	7	5360-01-230-0739	65713	66.010.062
56	8		65713	66.015.118
56	9		15526	DIN985M6X1
56	10		65713	66.015.103
56	11		65713	66.015.104
56	12		65713	66.017.150
56	13		15526	DIN427M8X30
56	14		15526	DIN963M6X16
56	15		15526	DIN985M6X1
56	16		65713	66.015.106
56	17		65713	66.015.100
56	18		65713	66.015.098
56	19		15526	1-M8X120
56	20		65713	66.015.083F
56	21		15526	1-M6X120
56	22		65713	66.015.089
56	23		65713	66.015.062/K01
56	24		65713	66.015.062
56	25		65713	66.015.088/K01
56	26		65713	00.550.0649
56	27		65713	66.015.088
56	28		65713	41.015.087
56	29		65713	41.015.118
57	1		65713	66.540.0562
57	2	5315-01-272-4910	15526	DIN1481-5X35
57	3		65713	66.015.213
57	4		65713	66.015.086
57	5		65713	04.020.050
57	6		27737	HK2016
57	7	3110-01-274-1395	27737	BK2018RS
57	8		65713	66.015.059
57	9		15526	DIN933M5X12
57	10		65713	66.112.141/A
57	11	3010-01-275-2362	65713	66.015.200/K01
57	12		15526	DIN933M6X30
57	13		15526	DIN125M6
57	14		65713	66.015.065
57	15		65713	04.014.017
57	16		65713	00.600.0122
57	17		65713	66.015.083
57	18		15526	DIN125M12
57	19		65713	66.015.063
57	20		65713	66.015.061
57	21		65713	66.015.060
58	1		15526	DIN85MGX20
58	2	5930-01-270-0554	65713	00.780.0185
59	1		15526	DIN7967M6
59	2		65713	66.014.0281K10

## SECTION IV

## TM5-3610-286-20P-1

## CROSS-REFERENCE INDEXES

FIG.	ITEM	FIGURE AND ITEM NUMBER INDEX STOCK NUMBER	FSCM	PART NUMBER
59	3		65713	66.023.007
59	4		15526	DIN1476M3X4
59	5		65713	10.466.3999
59	6		15526	DIN912M6X10
59	7		65713	93.023.009
59	8		65713	93.023.008
59	9	5330-01-281-6518	15526	DIN5419-30M5
59	10		15526	DIN912M6X16
59	11		65713	93.023.004
59	12	4730-01-268-8243	65713	00.600.0122
59	13		15526	471-30x1.5
59	14		15526	DIN912M8X16
59	15		65713	66.015.129
59	16		65713	66.014.028
59	17	3110-01-276-8626	65713	DIN628 3206-A
59	18		15526	DIN912M8X45
59	19		15526	DINRIBS
59	20		65713	76.014.010
59	21		15526	DIN471-35X1.5
59	22		65713	66.014.023
59	23		15526	DIN933M12X40
59	24		15526	DINRIBS
59	25		65713	66.014.013/K01
59	26		65713	66.014.013
60	1		65713	DIN3402CM8X1GELB
60	2		15526	1-M6X120
60	3		65713	66.015.116/K01
60	4	5315-01-272-4911	15526	DIN1481-3X22
60	5		65713	36.010
60	6		65713	66.015.116
60	7		65713	66.015.135
60	8		65713	66.015.127/K01
60	9	5365-12-156-4413	D8286	10X1DIN471
60	10		65713	03.021.059
60	11		65713	66.015.131
60	12		15526	DIN625 6300
60	13		65713	66.015.127
60	14		65713	27.017.153
60	15		15526	DIN934M6
60	16		15526	DIN912M6X28
60	17	5360-01-270-2997	65713	26.017.051
60	18		15526	DIN934M12
60	19		15526	DINRIBS12
60	20		65713	66.015.122
60	21		65713	66.015.117
60	22		65713	66.015.128F
60	23		27737	HK1010
61	1	3610-01-256-0568	65713	66.014.071/K01
61	2		15526	DIN427M6X25
61	3		15526	DIN934M6
61	4		15526	DIN912M6X16

## SECTION IV

## TM5-3610-286-20P-1

## CROSS-REFERENCE INDEXES

FIG.	ITEM	FIGURE AND ITEM NUMBER INDEX STOCK NUMBER	FSCM	PART NUMBER
61	5		65713	04.019.025
61	6		15526	DIN916M6X6
61	7		15526	DIN933M6X30
61	8		65713	66.014.067F
61	9		65713	66.014.071
61	10		65713	66.014.062
61	11		15526	DIN933M4X35
61	12	5365-12-156-4445	D8286	12XIDIN471
61	13		15526	DIN125M12
61	14		65713	66.014.065
61	15		65713	66.014.066
61	16		15525	DIN427M6X30
62	1		15526	DIN934M4
62	2		15526	DIN125M4
62	3		15526	DIN912M16X40
62	4		15526	DINRIBS16
62	5		15526	DIN933M12X35
62	6		15526	DIN125M12
62	7		15526	DIN934M10
62	8		65713	03.102.003
62	9		15526	DIN933M12X30
62	10		15526	DINRIBS12
62	11		15526	DIN125M12
62	12		15526	DIN9021M30
62	13		65713	00.550.0464
62	14		65713	04.015.120
62	15		27737	HK3026
62	16	3020-01-268-8257	65713	41.015.146
62	17		65713	00.600.0123
62	18		65713	41.015.143
62	19		65713	41.015.147
62	20		15526	DIN933M10X30
62	21		15526	DIN125M10
62	22		65713	41.015.142
62	23		15526	DIN85M4X8
62	24		15526	DIN912M5X65
62	25		15526	DINRIBS6
62	26		65713	66.105.682
62	27		65713	66.109.131/K01
63	1		15526	DIN912M6X10
63	2		15526	DIN125M6
63	3		97403	13226E7914
63	4		97403	13214E0680
63	5		71286	26S13C9
63	6		65713	66.071.040
63	7		97403	13226E7933
63	8		96906	MS20426A4-6
63	9		97403	13211E3370
63	10		65713	66.071.055
63	11		65713	66.071.057
64	1	5315-01-272-2708	15526	DIN7977M6X50

## SECTION IV

## TM5-3610-286-20P-1

## CROSS-REFERENCE INDEXES

FIG.	ITEM	FIGURE AND ITEM NUMBER INDEX		
		STOCK NUMBER	FSCM	PART NUMBER
64	2		15526	1-M6X120
64	3		65713	66.013.043F/K01
64	4		15526	DIN1481M6X51
64	5		65713	66.012.081/K03
64	6		15526	DIN1481M5X36
64	7		65713	66.012.132
64	8		65713	DIN625 6304
64	9		65713	66.012.081
64	10		15526	DIN934M10
64	11		65713	66.013.021
64	12		15526	DIN933M10X60
64	13		15526	DIN980M8
64	14		15526	DIN933M8X45
64	15		65713	27.013.075
64	16		65713	66.013.043F
64	17		65713	66.013.044F
64	18		65713	66.013.046
64	19	3110-01-272-9119	27737	NK30/30
65	1		15526	1-M3X60
65	2		27737	F-53272
65	3		27737	F-54293
65	4		15526	DIN7978M8X40
65	5		15526	DIN912M10X40
65	6		15526	DINRIBS10
65	7		65713	27.013.029
65	8		65713	66.013.009/K05
65	9		65713	00.540.0439
65	10		65713	00.580.0016
<b>65</b>	11		65713	00.510.0004
65	12		65713	01.012.012
65	13		65713	01.901.028
65	14		65713	27.013.079
65	15		65713	27.013.078
65	16		65713	27.013.080
65	17	4730-01-268-8243	65713	00.600.0122
65	18		15526	DIN933M4X5
65	19		65713	27.013.049F
66	1		15526	DIN912M10X50
66	2		65713	00.580.0017
66	3		65713	66.013.025
66	4		65713	00.520.0380
66	5		65713	27.013.028
66	6		65713	00.580.0017
66	7		65713	66.013.024
66	8		27737	NK20/16
66	9		65713	66.013.026
66	10		65713	27.013.027
66	11		65713	00.600.044
67	1		15526	DIN912M8X20
67	2		15526	DINRIBS8
67	3		15526	DIN7977-8X55

## SECTION IV

## TM5-3610-286-20P-1

## CROSS-REFERENCE INDEXES

FIG.	ITEM	FIGURE AND ITEM NUMBER INDEX		PART NUMBER
		STOCK NUMBER	FSCM	
67	4		65713	66.072.010
67	5		15526	DIN912M12X45
67	6		15526	DINRIBS12
67	7		15526	DIN7977-8X75
67	8		65713	66.014.033
67	9		15526	DIN471-65X2.5
67	10		65713	66.013.035
67	11		15526	DIN6880M50X18X11
68	1		15526	DIN94M2X16
68	2		15526	DIN125M8
68	3		65713	58.012.152
68	4		15526	DIN934M4
68	5		15526	DIN125M4
68	6		15526	DIN933M4X13
68	7	5999-01-230-0718	65713	66.111.031
68	8		15526	DIN912M8X16
68	9		15526	DINRIBS8
68	10		65713	66.012.075
68	11		15526	DIN471M20
68	12		15526	DIN125M24
68	13		65713	66.012.074/K01
68	14		65713	66.012.074
68	15	3110-01-273-0047	27737	HK2220
68	16		15526	DIN912M6X12
68	17		65713	66.012.134
68	18		65713	66.012.083
68	19		65713	66.012.135
68	20		15526	DIN1440M4X10
68	21		65713	66.012.133
68	22		15526	DIN934M8
68	23		15526	DIN125M8
68	24		65713	66.012.073
69	1	5365-12-156-4413	D8286	10X1DIN471
69	2		65713	03.010.094
69	3		65713	66.012.027/K02
69	4		15526	DIN934M8
69	5		15526	DIN980M8
69	6		65713	66.012.027
69	7		65713	03.010.071
69	8		15526	DIN1494 10B 12X8
70	1		65713	00.250.0171
70	2		15526	471-18
70	3		65713	04.020.055
70	4		15526	DIN933M12X30
70	5		15526	DIN125M12
70	6		65713	66.012.015
70	7		65713	66.012.016
70	8	5360-01-270-8305	65713	01.014.01603A
70	9		65713	66.012.005F/K04
70	10		65713	66.012.008/K01
70	11		15526	DIN1481M3X20

## SECTION IV

## TM5-3610-286-20P-1

## CROSS-REFERENCE INDEXES

FIG.	ITEM	FIGURE AND ITEM NUMBER INDEX		PART NUMBER
		STOCK NUMBER	FSCM	
70	12		65713	27.012.022
70	13		65713	27.012.024
70	14		65713	27.012.023
70	15	3110-01-183-9482	27737	HK-1616
70	16		15526	DIN471M33X37
70	17		15526	DIN125M12
70	18		15526	1-M6X120
70	19		65713	66.012.132
70	20		65713	DIN625 6304
70	21	3110-00-405-9137	27737	NKI35-30
70	22		65713	66.012.008
70	23		65713	47.005.041
70	24		15526	DIN933M12X45
70	25		15526	DIN125M12
70	26		65713	04.020.055
70	27		65713	66.012.005/K03
70	28		15526	1-M6X120
70	29		65713	66.012.028
70	30		65713	66.012.024F
70	31	3110-01-057-5807	27737	HK2020
70	32		65713	88.012.226
70	33	3110-01-057-5810	27737	HK2030
70	34	3040-01-269-9429	65713	66.012.007
70	35		65713	66.012.005F
70	36		65713	66.012.009/K03
70	37		15526	DIN1481M3X20
70	38		65713	27.012.022
70	39		65713	27.012.023
70	40	3110-00-405-9137	27737	NKI35-30
70	41		65713	27.012.024
70	42	3110-01-183-9482	27737	HK-1616
70	43		65713	66.012.009
70	44		15526	1-M4X70
70	45		65713	66.012.132
70	46		65713	DIN625 6304
70	47		15526	DIN912M6X12
70	48		65713	66.012.021
70	49		65713	66.012.173
71	1	5315-01-272-7596	15526	DIN1481-5X40
71	2		65713	66.012.062/K01
71	3		65713	00.510.0322
71	4		65713	27.022.236
71	5		65713	66.012.062
71	6		65713	66.012.082
71	7	5315-01-272-4910	15526	DIN1481-5X35
71	8		15526	DIN1481M3X40
71	9		15526	DIN1481M6X40
71	10		65713	66.012.037
71	11		65713	66.012.039
71	12		65713	04.012.034
71	13	5360-01-270-3662	65713	28.010.374

## SECTION IV

## TM5-3610-286-20P-1

## CROSS-REFERENCE INDEXES

FIG.	ITEM	FIGURE AND ITEM NUMBER INDEX STOCK NUMBER	FSCM	PART NUMBER
71	14		65713	66.012.016
71	15		65713	66.012.038
71	16		65713	66.012.036
71	17	5315-01-276-4978	15526	DIN1481-5X30
71	18		65713	66.012.011
71	19		65713	66.012.012
71	20		15526	DIN7M18X44
71	21		15526	DIN7M20X40
71	22		65713	66.012.019
71	23		15526	DIN933M8X30
71	24		15526	DIN934M8
71	25		65713	03.010.024
72	1	5360-01-270-2998	65713	66.012.171
72	2		15526	DIN934M8
72	3		15526	DIN125BM8
72	4		65713	66.012.169
72	5		15526	DIN934M3
72	6		15526	DIN125M3
72	7		15526	DIN933M3X40
72	8	5999-01-270-1994	65713	66.111.032
72	9		15526	DIN933M8X12
72	10		65713	66.012.167
73	1		15526	DIN933M12X55
73	2		15526	DIN125M14X24
73	3		15526	1-M6X120
73	4		65713	66.011.002
73	5		65713	00.600.0123
73	6		65713	00.600.0180
73	7		65713	00.600.0121
73	8		65713	27.011.033
73	9		65713	07.011.027F
73	10		15526	DIN912M8X20
73	11		65713	66.012.092
73	12		15526	DIN933M6X20
73	13		65713	66.012.109
73	14		27737	HK2016
73	15		15526	471-11
74	1		15526	471-18
74	2		65713	04.020.055
74	3		15526	1-M8X120
74	4	5315-12-156-4826	D8286	DIN1481-4X30
74	5		65713	04.011.013
74	6		15526	00.550.0020
74	7		65713	04.011.011
74	8	3110-01-057-5807	27737	HK2020
74	9		65713	66.012.006
74	10		15526	DIN1481-5X30
74	11		65713	66.012.014
74	12		65713	66.012.011
74	13		65713	66.012.018
75	1	3610-01-256-6326	65713	66.012.076/K01

## SECTION IV

## TM5-3610-286-20P-1

## CROSS-REFERENCE INDEXES

FIG.	ITEM	FIGURE AND ITEM NUMBER INDEX		PART NUMBER
		STOCK NUMBER	FSCM	
75	2		15526	DIN85M4X8
75	3		65713	00.510.0421
75	4		15526	DIN1481M4X35
75	5		65713	66.012.056
75	6		65713	66.012.054
75	7		65713	66.012.076
75	8		65713	66.012.053/K01
75	9		65713	66.012.053
75	10		65713	66.012.055
75	11		15526	DIN934M12
75	12		65713	66.012.034
75	13		15526	DIN125M12
75	14		15526	DIN7978M12X70
75	15		15526	DIN660M12X50
75	16		15526	1-M8X120
75	17		65713	66.012.048F/K03
75	18		65713	24.012.018
75	19		65713	66.012.050
75	20	3110-01-272-9118	27737	HK1212
75	21		65713	00.250.0305
75	22		65713	00.250.0224
75	23		65713	66.012.048F
75	24		15526	1-M8X120
75	25		15526	DIN933M12X50
75	26		65713	66.012.034
75	27		65713	00.250.0305
75	28		65713	00.250.0224
75	29	3110-01-256-0570	65713	66.012.047F
75	30		65713	00.530.375
76	1	3610-01-256-6326	65713	66.012.076/K01
76	2		15526	DIN1481M4X35
76	3		65713	66.012.056
76	4		15526	DIN85M5X10
76	5		D8286	00.510.0421
76	6		65713	66.012.054
76	7		65713	66.012.053/K01
76	8		65713	66.012.053
76	9		65713	66.012.055
76	10		65713	66.012.076
76	11		15526	DIN934M12
76	12		65713	66.012.034
76	13		15526	DIN125M13
76	14		15526	DIN7977M6X55
76	15		15526	DIN660M12X50
76	16		15526	1-M8X120
76	17		65713	00.250.0305
76	18		65713	66.012.045F/K03
76	19		65713	24.012.018
76	20		65713	66.012.050
76	21	3110-01-272-9118	27737	HK1212
76	22		65713	66.012.045F



## SECTION IV

## TM5-3610-286-20P-1

## CROSS-REFERENCE INDEXES

FIG.	ITEM	FIGURE AND ITEM NUMBER INDEX		PART NUMBER
		STOCK NUMBER	FSCM	
76	23		15526	1-M8X120
76	24	5315-01-272-2710	15526	DIN7977M6X55
76	25		15526	DIN933M12X50
76	26		65713	66.012.034
76	27		65713	41.012.046F
76	28		65713	00.550.0375
77	1		65713	66.033.023/K01
77	2		15526	DIN7346M4X32
77	3		65713	66.033.028
77	4		65713	66.033.023
77	5		65713	66.033.020
77	6		65713	66.033.030
77	7		65713	66.033.021/K01
78	1		15526	DIN85M4X20
78	2	5930-01-270-0554	65713	00.780.0185
79	1		15526	DIN912M8X25
79	2		15526	DINRIBS8
79	3		65713	66.006.030
79	4		65713	00.530.0198
79	5		15526	988-55X67X0.1
79	6	3110-01-271-6458	65713	66.007.026
79	7		27737	AXK5578
80	1		15526	DIN553M10X10
80	2		65713	04.004.040
80	3		65713	66.004.020
80	4		65713	66.004.001/K01
80	5	4710-01-268-8303	65713	66.002.208/K01
80	6		65713	66.004.014
80	7		15526	DIN912M10X30
80	8		15526	DINSN260S10
80	9		65713	36.004.044
80	10		65713	00.540.0200
80	11		15526	DIN912M12X40
80	12		15526	DINRIBS12
80	13		15526	1-M3X60
80	14		65713	66.004.007
80	15	3110-00-158-8308	52676	7212BG
80	16	3020-01-268-8262	65713	66.004.012
80	17		65713	66.004.005
80	18		15526	DINSN269J100X3
80	19		27737	NA4914C2
80	20		15526	DIN912M8X15
80	21		65713	66.004.019
80	22		65713	66.004.001
80	23	4710-01-276-5921	65713	66.002.199/K01
80	24		65713	00.250.0167
80	25		65713	00.250.0168
80	26		65713	66.002.199
80	27		65713	00.250.0149
80	28	4710-01-268-8332	65713	66.002.200/K01
80	29		65713	00.250.0167

## SECTION IV

## TM5-3610-286-20P-1

## CROSS-REFERENCE INDEXES

FIG.	ITEM	FIGURE AND ITEM NUMBER INDEX		PART NUMBER
		STOCK NUMBER	FSCM	
80	30		65713	00.250.0168
80	31		65713	66.002.200
80	32		15526	DIN912M8X70
80	33		15526	DIN912M6X25
80	34		15526	DINSN260S8
80	35		15526	DIN912M8X80
80	36		15526	DINSN260S6
80	37	5365-01-277-4605	15526	DIN471-5X1
80	38		65713	66.004.008
80	39		65713	66.004.017
80	40	4320-01-275-2322	65713	00.250.0257
80	41	4820-01-269-2312	65713	00.250.0256
80	42		65713	00.250.0170
80	43		65713	00.250.0169
80	44		15526	DIN933M6X20
80	45		15526	DINSN260S6
80	46	4330-01-269-4786	65713	00.580.0164
80	47	5330-01-280-6515	65713	00.580.0110
80	48		15526	DIN84M5X12
80	49		65713	66.002.006
80	50		65713	00.250.0273
80	51	5330-01-272-1376	15526	DIN7603-C26X32-C UAS
80	52		15526	DIN933M6X10
80	53		15526	DIN137M6
80	54		65713	66.004.011F
80	55	5330-01-270-3670	65713	66.004.010
80	56		15526	DIN933M16X50
80	57		15526	DIN125M18X30
80	58		15526	DIN7978M8X40
81	1		65713	66.002.201
81	2		65713	93.002.028
81	3		65713	66.002.203
81	4		65713	00.250.0272
81	5		65713	00.250.0258
81	6		15526	DIN912M6X35
81	7		15526	DINRIBS6
81	8		65713	00.250.0152
81	9		65713	00.250.0230
81	10		65713	66.033.009
82	1		65713	66.002.205F/K01
82	2		65713	00.250.0088
82	3		65713	00.250.0089
82	4		65713	66.002.205
82	5		65713	66.002.206/K03
82	6		65713	00.250.0088
82	7		65713	00.250.0089
82	8		65713	66.002.206
82	9		15526	DIN84M3X25
82	10		15526	DIN125M3
82	11		65713	00.250.0263

## SECTION IV

## TM5-3610-286-20P-1

## CROSS-REFERENCE INDEXES

FIG.	ITEM	FIGURE AND ITEM NUMBER INDEX		PART NUMBER
		STOCK NUMBER	FSCM	
82	12		15526	DIN912M6X12
82	13		15526	DINRIBS6
82	14		65713	00.250.0260
82	15		65713	66.002.207/K01
82	16		65713	00.250.0088
82	17		65713	00.250.0089
82	18		65713	66.002.207
82	19		65713	66.002.204/K01
82	20		65713	00.250.0088
82	21		65713	00.250.0089
82	22		65713	66.002.204
82	23		65713	00.250.0259
82	24		65713	66.010.015/K01
82	25		15526	DIN933M6X10
82	26		15526	DINSN260S6
82	27		65713	66.002.009
82	28		65713	66.010.015
82	29		65713	00.250.0119
82	30		65713	00.250.0345
82	31		65713	66.002.005
83	1		15526	DIN912M6X12
83	2		15526	DINRIBS6
83	3		65713	00.250.0269
83	4		65713	66.002.215
83	5		65713	66.002.515
83	6		65713	00.250.0628
83	7		65713	00.250.0629
84	1		15526	DIN912M6X16
84	2		15526	DINRIBS6
84	3		65713	00.250.0266
84	4		65713	66.002.209/K01
84	5		65713	66.010.014
85	1		15526	DIN912M6X16
85	2		15526	DINRIBS6
85	3		65713	00.250.0420
85	4		65713	00.250.0472
86	1		15526	DIN912M6X12
86	2		15526	DINRIBS6
86	3		65713	00.250.0488
86	4		65713	66.002.516
87	1		15526	DIN933M12X30
87	2		15526	DIN125M12
87	3		15526	DIN934M12
87	4		65713	00.520.0518
87	5		65713	66.016.148
87	6		65713	66.101.681
87	7		15526	DIN933M5X10
87	8		15526	DIN125M5
87	9		65713	M-ODF56-6A-33
87	10		65713	M-ODF56-6A-35
87	11		65713	M-ODF56-6A-130

## SECTION IV

## TM5-3610-286-20P-1

## CROSS-REFERENCE INDEXES

FIG.	ITEM	FIGURE AND ITEM NUMBER INDEX STOCK NUMBER	FSCM	PART NUMBER
87	12		15526	DIN963M4X8
87	13		15526	DIN125M4
87	14		65713	M-0DF56-6A-105
87	15	5977-01-230-0715	65713	00.780.0114
87	16		15526	DIN84M6X70
87	17		15526	DIN127BM8
87	18		65713	MODF56-6A96
87	19	5977-01-230-0716	65713	00.780.0115
88	1		15526	DIN333M8X20
88	2		15526	DIN125M8
88	3		65713	66.004.009
88	4		15526	DIN912M12X50
88	5		15526	DIN125M12
88	6		15526	DIN6254211-C2
88	7		65713	66.004.018
88	8		15526	DIN933M12X55
88	9		15526	DIN125M12
88	10		15526	1-M6X120
88	11		65713	66.004.013
88	12		65713	66.014.033
89	1	3030-01-230-0657	65713	00.270.0041
90	1		15526	DIN912M8X16
90	2		65713	66.014.112
90	3		15526	DIN427M6
90	4		65713	66.014.111F
90	5	5360-01-270-7190	65713	03.012.062
90	6		65713	66.014.110
90	7		65713	66.014.115
90	8	3610-01-230-0672	65713	14.014.013F
90	9	3610-01-230-0671	65713	14.014.046F
90	10		15526	DIN912M10X40
90	11		65713	47.006.116
90	12		15526	DIN912M10X20
90	13		15526	DINR1BS10
90	14		65713	66.014.021
90	15		15526	DIN912M8X26
90	16		15526	DINRIBS8
90	17		65713	66.014.040
91	1		15526	DIN1481M2X20
91	2		65713	66.020.104F
91	3		65713	66.020.136F
91	4		15526	DIN933M6X16
91	5	5360-01-271-6331	65713	66.020.110/C
91	6		65713	66.020.118F
91	6	3610-01-257-1422	65713	66.891.020F
91	7		65713	66.020.113F
91	8		65713	66.016.309
91	9		15526	DIN84M6X16
91	10		65713	66.020.128F
91	11	3610-01-230-0667	65713	66.020.108F
91	12	3610-01-230-0668	65713	66.020.119F

## SECTION IV

## TM5-3610-286-20P-1

## CROSS-REFERENCE INDEXES

FIG.	ITEM	FIGURE AND ITEM NUMBER INDEX		PART NUMBER
		STOCK NUMBER	FSCM	
91	13		15526	DIN912MLX12
91	14		15526	DIN125M6
91	15		65713	66.020.200/K01
91	16		15526	DIN933M6X35
91	17		65713	66.020.106
91	18		15526	DINI481M2X20
91	19		65713	66.020.101F
91	20		65713	23.010.097
91	21	5360-01-271-6385	65713	66.020.141
91	22		65713	66.020.139
91	23		65713	66.020.140
91	24		15526	DIN6799M10
92	1		15526	DIN934M8
92	2		65713	66.118.1312
92	3		15526	DIN653M8X20
92	4		15526	DINI25M6
92	5		97403	13226E7960
92	6		97403	13227E5699
92	7		96906	MS90725-34
92	8		96906	MS35649-2312
92	9		15526	DIN934M8
92	10		97403	13227E5700
92	11		97403	13227E5711
92	12		19203	8832825
92	13		97403	13226E7851
93	1		15526	DIN933M6XI5
93	2	3040-01-261-6476	65713	66.016.420/K02
93	3		15526	DIN125B6,4
93	4		15526	DINSN260S6
93	5	5315-01-272-7596	15526	DINI481-5X40
93	6		65713	66.016.218
93	7		65713	27.016.119
93	8		15526	DIN84M4X20
93	9		15526	DIN980M4
93	10		65713	47.016.088
93	11		65713	00.580.0049
93	12	5315-01-272-2703	15526	DIN1481-4X22
93	13		65713	66.016.422
93	14	5315-01-272-2705	15526	DIN1481M5X22
93	15		65713	47.016.180
93	16		65713	47.016.183
93	17		65713	66.016.421
93	18		65713	47.016.182
93	19	5315-01-276-4978	15526	DINI481-5X30
93	20		65713	66.016.220
93	21		65713	66.016.420
93	22		27737	NK22/16
94	1		65713	00.580.0122
94	2		65713	66.028.000/K01
94	3		65713	66.028.117F
94	4	4720-01-268-8279	65713	66.028.313

## SECTION IV

## TM5-3610-286-20P-1

## CROSS-REFERENCE INDEXES

FIG.	ITEM	FIGURE AND ITEM NUMBER INDEX STOCK NUMBER	FSCM	PART NUMBER
94	5	4720-01-268-8281	65713	66.028.120
94	6		15526	DIN912M6X20
94	7		15526	DINSN260S10
94	8		15526	DIN912M6X25
94	9		65713	66.028.005F
94	10	3610-01-230-0664	65713	66.028.401
94	11	5340-01-230-0773	65713	66.028.009
94	12	5360-01-230-0737	65713	66.028.010
94	13		15526	DIN439BM10X1
94	14		65713	00.540.0421
94	15		65713	66.028.007
94	16		65713	66.028.008
94	17		15526	DIN125M6
94	18		65713	66.028.006
94	19		65713	66.028.011/K01
94	20	4720-01-268-8280	65713	66.028.314
94	21		65713	66.028.075F
95	1		65713	66.028.122
95	2	3610-01-269-2719	65713	66.028.046/01B
95	3		65713	00.580.0302
95	4		15526	DIN912M4X6
95	5		15526	DINSN260S4
95	6		65713	66.028.055
95	7		15526	DIN84M4X30
95	8		15526	DIN934M4
95	9		15526	DIN912M6X16
95	10		65713	66.028.051
95	11		65713	66.028.126
95	12		65713	66.028.046
95	13		65713	66.028.047
95	14		15526	DIN912M6X12
95	15		15526	DINI25M6
95	16		15526	DINI-3X26
95	17		65713	66.028.049
95	18		65713	00.580.0292
95	19	5360-01-278-5025	65713	66.028.053
95	20	3610-01-230-0661	65713	66.028.404
95	20	3610-01-230-0662	65713	66.028.403
95	20	3610-01-230-0663	65713	66.028.402
95	20	3610-01-230-0664	65713	66.028.401
95	20	5340-01-230-0770	65713	66.028.405
96	1	4720-01-230-0761	65713	66.028.122
96	2		65713	66.028.056/01B
96	3		65713	00.580.0302
96	4		15526	DIN912M4X6
96	5		15526	DINSN260S4
96	6		65713	66.028.055
96	7		15526	DIN84M4X30
96	8		15526	DIN934M4
96	9		15526	DIN912M6X16
96	10		65713	66.028.051

## SECTION IV

## TM5-3610-286-20P-1

## CROSS-REFERENCE INDEXES

FIG.	ITEM	FIGURE AND ITEM NUMBER INDEX		PART NUMBER
		STOCK NUMBER	FSCM	
96	11		65713	66.028.126
96	12		65713	66.028.056
96	13		65713	66.028.047
96	14		15526	DIN912M6X12
96	15		15526	DIN125M6
96	16		15526	1-M3X60
96	17		65713	66.028.049
96	18		65713	00.580.0292
96	19		65713	66.028.053
96	20	3610-01-230-0661	65713	66.028.404
96	20	3610-01-230-0662	65713	66.028.403
96	20	3610-01-230-0663	65713	66.028.402
96	20	3610-01-230-0664	65713	66.028.401
96	20	5340-01-230-0770	65713	66.028.405
97	1		65713	66.028.031F/K01
97	2		D8286	X0-8DIN471
97	3		15526	DIN988M8X14X1.2
97	4		65713	66.028.031F
97	5		65713	66.028.033
97	6		65713	00.580.0287
97	7		65713	66.028.014
97	8		65713	66.028.034/K01
97	9		15526	DIN934M5
97	10		15526	DINSN260S6
97	11		65713	66.028.045
97	12		65713	DIN625 625-2Z
97	13		65713	66.028.035
97	14		15526	DIN912M6X25
97	15		15526	DINSN260S6
97	16		65713	66.028.034
97	17		65713	66.028.058F
97	18	4720-01-230-0762	65713	66.028.121
98	1	3610-01-261-6477	65713	66.016.300/K01
98	2		15526	DIN933M8X30
98	3		65713	DIN5417SP30
98	4		15526	DIN625-6200-2RSN
98	5	3110-01-278-6051	65713	66.016.312
98	6		65713	66.016.311
98	7		65713	66.016.301/K01
98	8		15526	DIN912M6X30
98	9		15526	DINSN260S8
98	10		65713	66.016.301
98	11		65713	66.016.308
98	12		15526	DIN9021M8
98	13		15526	DIN1481M3X18
98	14		65713	04.010.182
98	15	5360-01-278-7595	65713	04.012.036
98	16		65713	66.016.310
98	17		65713	24.010.085
98	18		15526	DIN980NM8
98	19		15526	DIN125M8.4

## SECTION IV

## TM5-3610-286-20P-1

## CROSS-REFERENCE INDEXES

FIG.	ITEM	FIGURE AND ITEM NUMBER INDEX		PART NUMBER
		STOCK NUMBER	FSCM	
98	20		65713	66.016.314
98	21		65713	66.016.303/K02
98	22		15526	1-M3X60
98	23		65713	66.016.307
98	24		65713	66.016.305/K01
98	25		15526	DIN625-6000-22
98	26		65713	00.500.0619
98	27		65713	66.016.305
98	28		65713	66.016.303/K01
98	29		65713	00.580.291
98	30		65713	66.016.303
98	31		65713	27.005.034
98	32		15526	DIN980NM6
98	33		65713	66.016.304/K02
98	34		65713	00.520.0696
98	35		65713	66.016.304/K01
98	36		65713	66.016.304
98	37		15526	DIN1494 12BI4X20
98	38		15526	DIN148IM3X18
98	39		65713	66.016.307
98	40		65713	66.016.306/K01
98	41		65713	66.016.306
98	42		65713	66.520.525
98	43		15526	DIN84M4X30
98	44		65713	66.016.309
98	45		15526	DIN125M6.4
98	46		15526	DINSN26OS6
98	47		65713	66.016.302
99	1		65713	00.540.0424
99	2		15526	DIN931M10X100
99	3		65713	14.090.049
99	4	3010-01-261-6526	65713	66.016.101/K02
99	5		15526	DIN912M6X12
99	6		65713	66.016.120
99	7		15526	DIN912M8X15
99	8		65713	66.016.127
99	9		15526	DIN47IM26
99	10		15526	DIN988M2X26
99	11		65713	66.109.131
99	12		15526	DIN6885M8X7X30
99	13		15526	DIN933M8X25
99	14		15526	DINI25B8
99	15		15526	DIN660M3X4
99	16		65713	10.466.7500
99	17		65713	66.016.118
99	18	5315-01-272-1488	15526	DIN1481-5X50
99	19		65713	76.016.106
99	20		65713	66.016.102
99	21		65713	00.520.1314
99	22	3110-01-272-9119	27737	NK30/30
99	23		65713	00.250.0075



## SECTION IV

## TM5-3610-286-20P-1

## CROSS-REFERENCE INDEXES

FIG.	ITEM	FIGURE AND ITEM NUMBER INDEX		PART NUMBER
		STOCK NUMBER	FSCM	
99	24	3110-01-143-6744	65713	00.550.0042
99	25		65713	66.016.101
100	1		15526	DIN84M4X20
100	2	5930-01-270-0554	65713	00.780.0185
100	3		15526	DIN84M4X25
100	4	5930-01-270-0568	65713	00.780.0279
100	5		65713	66.028.130
100	6	5930-01-270-0568	65713	00.780.0279
100	7		65713	00.780.0286
101	1		15526	DIN84M4X50
101	2		15526	DINI25M4
101	3		15526	DIN934M4
101	4		15526	DINI25M4
101	5	3020-01-270-4435	65713	66.017.128
101	6		15526	DIN933M10X35
101	7		15526	DINI25M10
101	8		15526	DINSN260S7
101	9		65713	66.017.183
101	10		65713	66.105.682
101	11		15526	DIN84M4X48
101	12		15526	DIN912M6X65
101	13		15526	DIN125M6
101	14	3010-01-268-7430	65713	66.109.131/K01
102	1		15526	DIN84M4X50
102	2		15526	DIN125M4
102	3		15526	DIN934M4
102	4		15526	DIN125M4
102	5		65713	41.017.124
102	6		15526	DIN933M10X35
102	7		15526	DIN125M10
102	8		15526	DIN9021M10
102	9		65713	66.105.682
102	10		15526	DIN84M4X10
	11		15526	DIN912M6X65
	12		15526	DINRIBS
102	13		65713	66.109.131/K01
103	1		65713	00.530.0490
103	2		65713	66.068.028
103	3		65713	66.068.019
103	4		65713	00.530.0088
103	5	4720-01-230-0757	65713	66.068.031
103	6		65713	00.530.0489
103	7	4720-01-230-0755	65713	66.068.035
103	8		65713	66.068.018
103	9		65713	00.530.0107
103	10		65713	99.068.002
103	11		65713	00.530.0317
103	12		65713	00.530.0410
103	13		65713	66.102.135
103	14		65713	00.780.0759
103	15		65713	00.780.1623

## SECTION IV

## TM5-3610-286-20P-1

## CROSS-REFERENCE INDEXES

FIG.	ITEM	FIGURE AND ITEM NUMBER INDEX		PART NUMBER
		STOCK NUMBER	FSCM	
103	16	5330-01-277-9796	65713	00.780.1545
103	17	3610-01-275-2160	65713	00.780.1541
103	18		65713	00.780.1567
103	18	4130-01-230-0746	65713	00.780.0092
103	19		65713	00.591.0048
103	19	4130-01-230-0747	65713	00.780.0091
103	20		15526	DIN933M6X20
103	21		65713	00.591.0055
103	21	4330-01-269-0478	65713	00.780.1185
103	22		65713	00.780.1243
103	23	5330-01-280-5580	65713	00.780.1406
104	1		15526	DIN7985M2X10
104	2		15526	DIN85M5X8
104	3		15526	DIN1023M4X14
104	4		15526	DIN125M4
104	5		15526	DIN551M10X10
104	6		15526	DIN7985M5X12
104	7		15526	DIN7985MLX12
104	8		15526	DIN125M6
104	9		15526	DIN1023M4X10
104	10		15526	DIN85M4X20
104	11		15526	DIN125M4
104	12		65713	HAHNGL45A2/27
104	13		65713	00.780.0028
104	14		97403	13226E7910
104	15		96906	MS90725-3
104	16		96906	MS35338-44
104	17		97403	13226E7837
104	18		96906	MS35425-70
104	19		96906	MS35338-44
104	20		96906	MS27183-9
104	21		96906	MS35649-2252
104	22		96906	MS27130-532
104	23		97403	13226E7847
104	24		97403	13226E7848
104	25		65713	00.780.1337
104	26		65713	00.780.1868
104	27	6240-01-269-8454	65713	00.780.1475
104	28		97403	13227E5720
104	29		97403	13227E5691
104	30		96906	MS27735-22
104	31		96906	MS27735-508
104	32		15526	DIN933M10X20
104	33		65713	66.107....1
104	34		65713	66.017.149
104	35		65713	00.780.1493
104	36		65713	00.780.0707
104	37		65713	00.780.0711
104	38		65713	00.780.0712
104	39		65713	00.780.2345
104	40		65713	00.780.2349

## SECTION IV

## TM5-3610-286-20P-1 CO 1

## CROSS REFERENCE INDEXES

FIG.	ITEM	FIGURE AND ITEM NUMBER INDEX		PART NUMBER
		STOCK NUMBER	FSCM	
104	41		65713	76.491.001
104	42	5925-01-270-0548	65713	00.780.2304
104	43	5925-01-270-0549	65713	00.780.2306
104	44	5925-01-270-0550	65713	00.780.2300
104	45	5925-01-270-0547	65713	00.780.2298
104	46		65713	00.780.1999
104	47		65713	00.780.2000
104	48		65713	00.780.1997
104	49	5950-01-270-2016	65713	00.780.1948
104	50		65713	00.780.0516
104	51	6130-01-269-4179	65713	00.780.1976
104	52		65713	00.780.0713
104	53		65713	00.780.2113
105	1		15526	DIN85M4X10
105	2		15526	DIN125M4
105	3		65713	2046.607
106	1		15526	DIN7985M5X10
106	2		15526	DIN125M5
106	3		65713	00.780.1848
106	4	5930-01-270-0585	65713	00.780.2317
106	5	5930-01-270-0591	65713	00.780.2322
106	6	5930-01-270-0587	65713	00.780.2328
106	7		65713	00.780.2290
106	8	5930-01-270-0606	65713	00.780.2314
106	9		65713	00.780.2310
106	10		15526	DIN7985M3X25
106	11		15526	DIN125M3
106	12		65713	00.780.1871
106	13	5930-01-270-0588	65713	00.780.2332
106	14	5930-01-270-0629	65713	00.780.2316
106	15		65713	10.466.7700
106	16		97403	13227E6266
106	17		65713	10.486.3100
106	18		65713	10.493.1900
106	19		65713	10.493.1800
106	20		65713	10.486.1700
106	21		65713	00.780.1337
106	22		65713	00.780.1868
106	23	6240-01-269-8454	65713	00.780.1475
106	24	5930-01-270-0589	65713	00.780.2319
106	25	5930-01-270-0590	65713	00.780.2318
106	26		15526	DIN85M3X25
106	27		15526	DIN85M3X16
106	28		65713	00.780.1848
106	29	5930-01-270-0586	65713	00.780.2331
106	30		65713	00.780.2327
107	1		D2530	2042.1
107	2		65713	9048.008
108	1	3610-01-257-5749	65713	09.024.015
108	2	5120-00-293-3309	03914	66-110
108	3	5120-00-278-1283	57068	66-176

## CROSS REFERENCE INDEXES

FIG.	ITEM	FIGURE AND ITEM NUMBER INDEX STOCKNUMBER	FSCM	PART NUMBER
108	4	5120-00-236-2140	57068	66-117
108	5		65713	08.024.040
106	6	3610-01-257-5750	65713	66.024.012
108	7	5120-01-274-2530	65713	09024001
108	8	3610-01-256-6330	65713	66.024.003
108	9	5120-01-274-2531	65713	03024006
108	10	4930-01-269-0535	65713	00.580.0746
108	11	4930-01-269-2324	65713	03.024.062
108	12	4930-01-269-2320	65713	04.024.061
108	13	5120-01-270-1586	65713	66-353-011S
108	14	5120-01-271-6254	65713	03024021
IO8	15	5210-01-271-6278	65713	66024007
108	16		65713	66.024.023
108	17	5120-01-274-2532	65713	09024010
108	18	5120-01-271-6255	65713	49006544F
108	19	3610-01-256-6331	65713	14.014.044
IO6	20	5120-01-270-1584	65713	66-024-019
108	21		65713	66.024.011
108	22	5120-01-271-8458	65713	66024005
108	23	5120-01-271-6256	65713	08024020
108	24	3610-01-256-6332	65713	66.024.010
108	25	3610-01-257-5751	65713	66.024.017
108	26	3610-01-257-5752	65713	27.024.005
108	27		65713	09.024.010
108	28	3610-01-256-6333	65713	03.008.019
108	29	3610-01-256-6333	65713	03.008.019
108	30	5120-01-271-6257	65713	66024013
108	31	5340-01-277-6178	65713	09.030.066
108	32	5120-01-270-1585	65713	00-780-0854
108	33	3610-01-256-6334	65713	66.173.051
108	34	3610-01-256-6335	65713	66.173.471
108	35	3610-01-257-5753	65713	86.020.029
108	36		65713	00.580.1518/
108	37	3610-01-257-5754	65713	66.030.101F
108	38	5120-01-270-1581	65713	66-024-018
106	39		65713	00.520.0229
108	40		65713	00.520.0228
108	41		65713	00.520.0785
108	42		65713	00.520.0616
108	43	5120-01-270-8959	65713	66-024-015
108	44		65713	00.520.1024
108	45	5120-01-270-1582	65713	66-024-020
108	46		80204	ANSI-B18.3.2M
108	47	5120-00-900-9344	21969	DIN911M5
108	48	5120-00-900-9345	21969	DIN911M6
108	49	5120-01-270-1583	65713	66-024-008
108	50		65713	03.024.021
108	51		65713	WLM22231

By Order of the Secretary of the Army:

**CARL E. VUONO**  
*General, United States Army*  
*Chief of Staff*

official:

**R. L. DILWORTH**  
*Brigadier General, United States Army*  
*The Adjutant General*

DISTRIBUTION:

To be distributed in accordance with DA Form 12-25A, Unit Maintenance requirements for Press Section, Topographic Support System (TSS).



RECOMMENDED CHANGES TO EQUIPMENT TECHNICAL PUBLICATIONS



THEN... JOT DOWN THE DOPE ABOUT IT ON THIS FORM. CAREFULLY TEAR IT OUT, FOLD IT AND DROP IT IN THE MAIL!

SOMETHING WRONG WITH THIS PUBLICATION?

FROM (PRINT YOUR UNIT'S COMPLETE ADDRESS)

PFC JOHN DOE  
COA, 3d ENGINEER BN  
FT. LEANHEARDWOOD, MA 63108

DATE SENT

PUBLICATION NUMBER

TM 5-3610-286-20P

PUBLICATION DATE

5 Aug 1988

PUBLICATION TITLE

Topographic Support System  
Press Section Printing Press

BE EXACT PIN-POINT WHERE IT IS

PAGE NO	PARA-GRAPH	FIGURE NO	TABLE NO
6	2-1 a		
B1		4-3	
125	line 20		

IN THIS SPACE TELL WHAT IS WRONG AND WHAT SHOULD BE DONE ABOUT IT:

In line 6 of paragraph 2-1a the manual states the engine has 6 cylinders. The engine on my set only has 4 cylinders. Change the manual to show 4 cylinders.

Callout 16 on figure 4-3 is pointing at a bolt. In key to figure 4-3, item 16 is called a shim - Please correct one or the other.

I ordered a gasket, item 19 on figure B-16 by NSN 2 910-05-762-3001. I got a gasket but it doesn't fit. Supply says I got what I ordered, so the NSN is wrong. Please give me a good NSN

PRINTED NAME, GRADE OR TITLE AND TELEPHONE NUMBER

JOHN DOE, PFC (268) 317-7111

SIGN HERE

JOHN DOE

DA FORM 2028-2  
1 JUL 79

PREVIOUS EDITIONS ARE OBSOLETE.  
DRSTS-M Overprint 1, 1 Nov 80

P.S. - IF YOUR OUTFIT WANTS TO KNOW ABOUT YOUR RECOMMENDATION MAKE A CARBON COPY OF THIS AND GIVE IT TO YOUR HEADQUARTERS

TEAR ALONG PERFORATED LINE

FILL IN YOUR  
UNIT'S ADDRESS

FOLD BACK

DEPARTMENT OF THE ARMY

OFFICIAL BUSINESS

COMMANDER  
U S ARMY TROOP SUPPORT COMMAND  
ATTN: AMSTR-MCTS  
4300 GOODFELLOW BOULEVARD  
ST. LOUIS, MO 63120-1798

TEAR ALONG PERFORATED LINE





FILL IN YOUR  
UNIT'S ADDRESS



FOLD BACK

DEPARTMENT OF THE ARMY

---

---

OFFICIAL BUSINESS

COMMANDER  
U S ARMY TROOP SUPPORT COMMAND  
ATTN: AMSTR-MCTS  
4300 GOODFELLOW BOULEVARD  
ST. LOUIS, MO 63120-1798

TEAR ALONG PERFORATED LINE

# The Metric System and Equivalents

## Linear Measure

1 centimeter = 10 millimeters = .39 inch  
 1 decimeter = 10 centimeters = 3.94 inches  
 1 meter = 10 decimeters = 39.37 inches  
 1 dekameter = 10 meters = 32.8 feet  
 1 hectometer = 10 dekameters = 328.08 feet  
 1 kilometer = 10 hectometers = 3,280.8 feet

## Weights

1 centigram = 10 milligrams = .15 grain  
 1 decigram = 10 centigrams = 1.54 grains  
 1 gram = 10 decigrams = .035 ounce  
 1 dekagram = 10 grams = .35 ounce  
 1 hectogram = 10 dekagrams = 3.52 ounces  
 1 kilogram = 10 hectograms = 2.2 pounds  
 1 quintal = 100 kilograms = 220.46 pounds  
 1 metric ton = 10 quintals = 1.1 short tons

## Liquid Measure

1 centiliter = 10 milliliters = .34 fl. ounce  
 1 deciliter = 10 centiliters = 3.38 fl. ounces  
 1 liter = 10 deciliters = 33.81 fl. ounces  
 1 dekaliter = 10 liters = 2.64 gallons  
 1 hectoliter = 10 dekaliters = 26.42 gallons  
 1 kiloliter = 10 hectoliters = 264.18 gallons

## Square Measure

1 sq. centimeter = 100 sq. millimeters = .155 sq. inch  
 1 sq. decimeter = 100 sq. centimeters = 15.5 sq. inches  
 1 sq. meter (centare) = 100 sq. decimeters = 10.76 sq. feet  
 1 sq. dekameter (are) = 100 sq. meters = 1,076.4 sq. feet  
 1 sq. hectometer (hectare) = 100 sq. dekameters = 2.47 acres  
 1 sq. kilometer = 100 sq. hectometers = .386 sq. mile

## Cubic Measure

1 cu. centimeter = 1000 cu. millimeters = .06 cu. inch  
 1 cu. decimeter = 1000 cu. centimeters = 61.02 cu. inches  
 1 cu. meter = 1000 cu. decimeters = 35.31 cu. feet

## Approximate Conversion Factors

To change	To	Multiply by	To change	To	Multiply by
inches	centimeters	2.540	ounce-inches	newton-meters	.007062
feet	meters	.305	centimeters	inches	.394
yards	meters	.914	meters	feet	3.280
miles	kilometers	1.609	meters	yards	1.094
square inches	square centimeters	6.451	kilometers	miles	.621
square feet	square meters	.093	square centimeters	square inches	.155
square yards	square meters	.836	square meters	square feet	10.764
square miles	square kilometers	2.590	square meters	square yards	1.196
acres	square hectometers	.405	square kilometers	square miles	.386
cubic feet	cubic meters	.028	square hectometers	acres	2.471
cubic yards	cubic meters	.765	cubic meters	cubic feet	35.315
fluid ounces	milliliters	29.573	cubic meters	cubic yards	1.308
pints	liters	.473	milliliters	fluid ounces	.034
quarts	liters	.946	liters	pints	2.113
gallons	liters	3.785	liters	quarts	1.057
ounces	grams	28.349	liters	gallons	.264
pounds	kilograms	.454	grams	ounces	.035
short tons	metric tons	.907	kilograms	pounds	2.205
pound-feet	newton-meters	1.356	metric tons	short tons	1.102
pound-inches	newton-meters	.11296			

## Temperature (Exact)

°F	Fahrenheit temperature	5/9 (after subtracting 32)	Celsius temperature	°C
----	------------------------	----------------------------	---------------------	----

